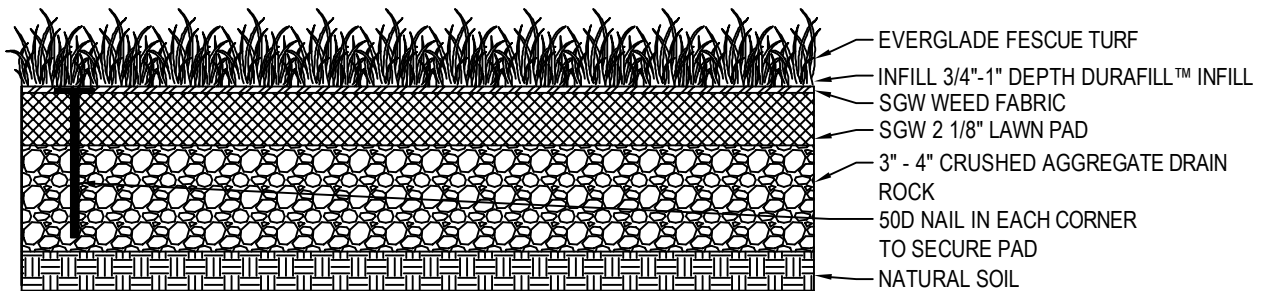



STANDARD INSTALL CROSS SECTION



PLAYGROUND INSTALL WITH PAD



ROOFTOP INSTALLATION SECTION

SPECIFICATIONS:

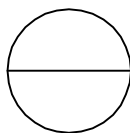
BRAND: TIGER EXPRESS
MODEL: EVERGLADE FESCUE
RECOMMENDED USE: MODERATE TRAFFIC
YARN COLORS: FIELD GREEN / OLIVE
 GREEN WITH BROWN THATCH
YARN TYPE: MONOFILAMENT

YARN COMPOSITION: PE WITH THATCH
THATCH COLOR: BROWN
YARN DENIER: 9000 / 5000
FACE WEIGHT: APPROX. 60 OZ/YD
TOTAL WEIGHT: 87 OZ/YD
PILE HEIGHT: APPROX. 1 5/8"

GAUGE: 3/8"
ROLL WIDTH: 15'
ROLL LENGTH: 100'
ROLL WEIGHT: 883 LB
RECOMMENDED INFILL: 1.5 ~ 2.5 LBS/S.F.
WEIGHT/SQ.FT: 0.59 LB

NOTES:

1. INSTALLATION TO BE COMPLETED IN ACCORDANCE WITH MANUFACTURER'S SPECIFICATIONS.
2. DO NOT SCALE DRAWING.
3. THIS DRAWING IS INTENDED FOR USE BY ARCHITECTS, ENGINEERS, CONTRACTORS, CONSULTANTS AND DESIGN PROFESSIONALS FOR PLANNING PURPOSES ONLY. THIS DRAWING MAY NOT BE USED FOR CONSTRUCTION.
4. ALL INFORMATION CONTAINED HEREIN WAS CURRENT AT THE TIME OF DEVELOPMENT BUT MUST BE REVIEWED AND APPROVED BY THE PRODUCT MANUFACTURER TO BE CONSIDERED ACCURATE.
5. CONTRACTOR'S NOTE: FOR PRODUCT AND COMPANY INFORMATION VISIT www.CADdetails.com/info AND ENTER REFERENCE NUMBER 5028-005.



SYNTHETIC GRASS WAREHOUSE

EVERGLADE FESCUE