



synthetic grass warehouse

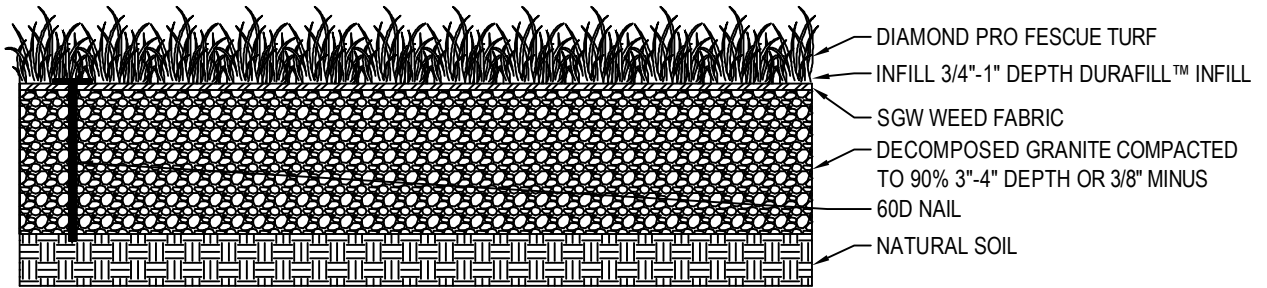
SYNTHETIC GRASS WAREHOUSE

1400 N DALY ST.

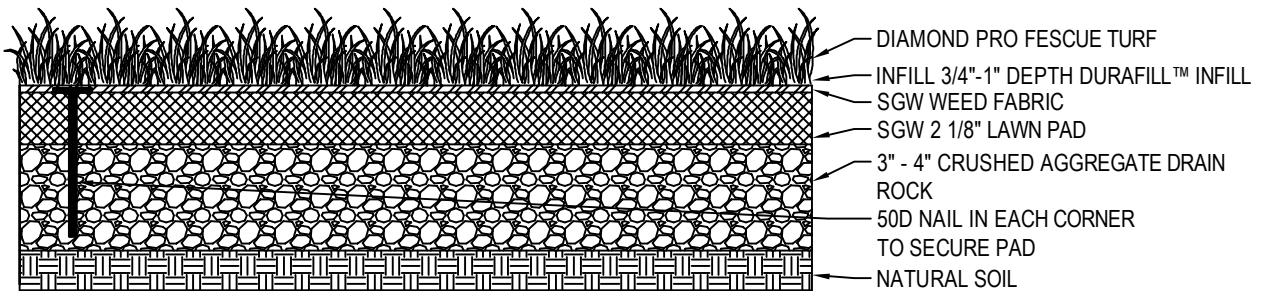
ANAHEIM, CA 92806

TOLL FREE: 1-800-773-9597


www.sgwcorp.com



STANDARD INSTALL CROSS SECTION



PLAYGROUND INSTALL WITH PAD



ROOFTOP INSTALLATION SECTION

**SPECIFICATIONS:**

**BRAND:** TIGER EXPRESS

**MODEL:** DIAMOND PRO FESCUE

**RECOMMENDED USE:** MODERATE TO HEAVY TRAFFIC

**YARN COLORS:** FIELD GREEN / OLIVE GREEN, BROWN THATCH

**YARN TYPE:** MONOFILAMENT

**YARN COMPOSITION:** PE WITH THATCH

**THATCH COLOR:** BROWN

**YARN DENIER:** 10800 / 5000

**FACE WEIGHT:** APPROX. 75 OZ/YD

**TOTAL WEIGHT:** 102 OZ/YD

**PILE HEIGHT:** APPROX. 1 7/8"

**GAUGE:** 3/8"

**ROLL WIDTH:** 15'

**ROLL LENGTH:** 100'

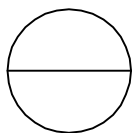
**ROLL WEIGHT:** 1209 LB

**RECOMMENDED INFILL:** 1.5 ~ 2.5 LBS/S.F.

**WEIGHT/SQ.FT:** 0.81 LB

**NOTES:**

1. INSTALLATION TO BE COMPLETED IN ACCORDANCE WITH MANUFACTURER'S SPECIFICATIONS.
2. DO NOT SCALE DRAWING.
3. THIS DRAWING IS INTENDED FOR USE BY ARCHITECTS, ENGINEERS, CONTRACTORS, CONSULTANTS AND DESIGN PROFESSIONALS FOR PLANNING PURPOSES ONLY. THIS DRAWING MAY NOT BE USED FOR CONSTRUCTION.
4. ALL INFORMATION CONTAINED HEREIN WAS CURRENT AT THE TIME OF DEVELOPMENT BUT MUST BE REVIEWED AND APPROVED BY THE PRODUCT MANUFACTURER TO BE CONSIDERED ACCURATE.
5. CONTRACTOR'S NOTE: FOR PRODUCT AND COMPANY INFORMATION VISIT [www.CADdetails.com/info](http://www.CADdetails.com/info) AND ENTER REFERENCE NUMBER 5028-002.



SYNTHETIC GRASS WAREHOUSE

DIAMOND PRO FESCUE