


Adding Kick To Your Flams

10/30/12


1a.



1 R L R L

Detailed description: Exercise 1a is a drum pattern in 4/4 time. It consists of four measures. The first measure has a quarter note on the snare followed by a quarter note on the kick. The second measure has a quarter note on the snare followed by a quarter note on the snare. The third measure has a quarter note on the snare followed by a quarter note on the snare. The fourth measure has a quarter note on the snare followed by a quarter note on the snare. The pattern is labeled with '1 R L R L' below the fourth measure.


1b.



1 R L R L

Detailed description: Exercise 1b is a drum pattern in 4/4 time. It consists of four measures. The first measure has a quarter note on the snare followed by a quarter note on the snare. The second measure has a quarter note on the snare followed by a quarter note on the snare. The third measure has a quarter note on the snare followed by a quarter note on the snare. The fourth measure has a quarter note on the snare followed by a quarter note on the snare. The pattern is labeled with '1 R L R L' below the fourth measure.


2a.



R L

Detailed description: Exercise 2a is a drum pattern in 4/4 time. It consists of four measures. The first measure has a quarter note on the snare followed by a quarter note on the snare. The second measure has a quarter note on the snare followed by a quarter note on the snare. The third measure has a quarter note on the snare followed by a quarter note on the snare. The fourth measure has a quarter note on the snare followed by a quarter note on the snare. The pattern is labeled with 'R L' below the fourth measure.

2b.



R L

Detailed description: Exercise 2b is a drum pattern in 4/4 time. It consists of four measures. The first measure has a quarter note on the snare followed by a quarter note on the snare. The second measure has a quarter note on the snare followed by a quarter note on the snare. The third measure has a quarter note on the snare followed by a quarter note on the snare. The fourth measure has a quarter note on the snare followed by a quarter note on the snare. The pattern is labeled with 'R L' below the fourth measure.

3a.



Detailed description: Exercise 3a is a drum pattern in 4/4 time. It consists of four measures. The first measure has a quarter note on the snare followed by a quarter note on the snare. The second measure has a quarter note on the snare followed by a quarter note on the snare. The third measure has a quarter note on the snare followed by a quarter note on the snare. The fourth measure has a quarter note on the snare followed by a quarter note on the snare.

3b.

