

# Playing in 6/8

#432

## Single 8th Note Kick Drum Options

1.

Musical notation for option 1 in 6/8 time. The first staff shows a kick drum pattern with three eighth notes on the first beat, marked with 'x' above the notes. The second staff shows the same pattern with an accent (>) over the first note and a solid dot below the first note.

2.

Musical notation for option 2 in 6/8 time. The first staff shows a kick drum pattern with three eighth notes on the first beat, marked with 'x' above the notes. The second staff shows the same pattern with an accent (>) over the first note and a solid dot below the first note.

3.

Musical notation for option 3 in 6/8 time. The first staff shows a kick drum pattern with three eighth notes on the first beat, marked with 'x' above the notes. The second staff shows the same pattern with an accent (>) over the first note and a solid dot below the first note.

4.

Musical notation for option 4 in 6/8 time. The first staff shows a kick drum pattern with three eighth notes on the first beat, marked with 'x' above the notes. The second staff shows the same pattern with an accent (>) over the first note and a solid dot below the first note.

5.

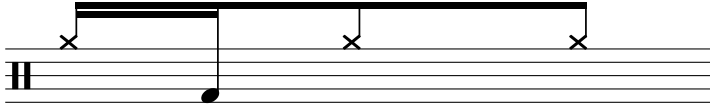
Musical notation for option 5 in 6/8 time. The first staff shows a kick drum pattern with three eighth notes on the first beat, marked with 'x' above the notes. The second staff shows the same pattern with an accent (>) over the first note and a solid dot below the first note.

6.


Musical notation for option 6 in 6/8 time. The first staff shows a kick drum pattern with three eighth notes on the first beat, marked with 'x' above the notes. The second staff shows the same pattern with an accent (>) over the first note and a solid dot below the first note.

# Single 16th Note Kick Drum Options

7.

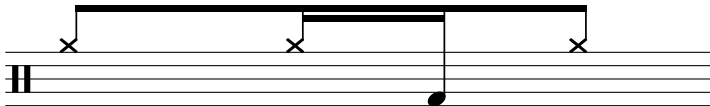


Musical notation for option 7, left part: A single 16th note kick drum on the first staff, followed by a 16th rest, then a 16th note on the second staff, and a 16th rest.




Musical notation for option 7, right part: A single 16th note kick drum on the first staff, followed by a 16th rest, then a 16th note on the second staff, and a 16th rest. The first 16th note is marked with an accent (>).

8.

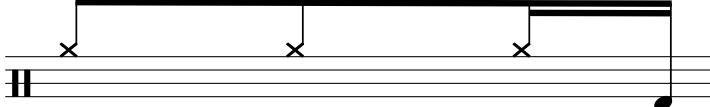


Musical notation for option 8, left part: A single 16th note kick drum on the first staff, followed by a 16th rest, then a 16th note on the second staff, and a 16th rest.




Musical notation for option 8, right part: A single 16th note kick drum on the first staff, followed by a 16th rest, then a 16th note on the second staff, and a 16th rest. The first 16th note is marked with an accent (>).

9.



Musical notation for option 9, left part: A single 16th note kick drum on the first staff, followed by a 16th rest, then a 16th note on the second staff, and a 16th rest.



Musical notation for option 9, right part: A single 16th note kick drum on the first staff, followed by a 16th rest, then a 16th note on the second staff, and a 16th rest. The first 16th note is marked with an accent (>).

10.

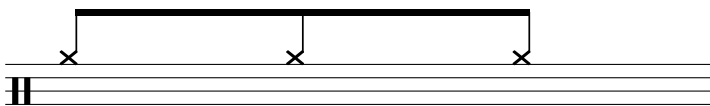


Musical notation for option 10, left part: A single 16th note kick drum on the first staff, followed by a 16th rest, then a 16th note on the second staff, and a 16th rest.

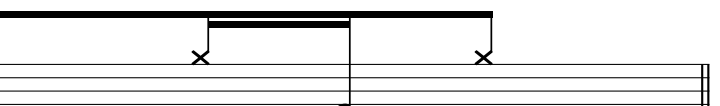


Musical notation for option 10, right part: A single 16th note kick drum on the first staff, followed by a 16th rest, then a 16th note on the second staff, and a 16th rest. The first 16th note is marked with an accent (>).

11.

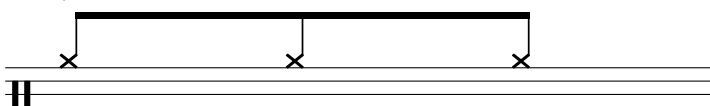


Musical notation for option 11, left part: A single 16th note kick drum on the first staff, followed by a 16th rest, then a 16th note on the second staff, and a 16th rest.




Musical notation for option 11, right part: A single 16th note kick drum on the first staff, followed by a 16th rest, then a 16th note on the second staff, and a 16th rest. The first 16th note is marked with an accent (>).

12.



Musical notation for option 12, left part: A single 16th note kick drum on the first staff, followed by a 16th rest, then a 16th note on the second staff, and a 16th rest.



Musical notation for option 12, right part: A single 16th note kick drum on the first staff, followed by a 16th rest, then a 16th note on the second staff, and a 16th rest. The first 16th note is marked with an accent (>).