


The Basics of Groove

Lesson 8

#391

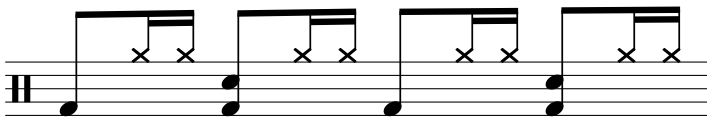
Ostinato



A single staff of music in 4/4 time showing an ostinato pattern. The pattern consists of a quarter note followed by two eighth notes, repeated four times with a quarter rest between each repetition.

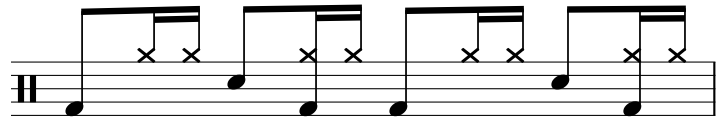
Groove Series

8a



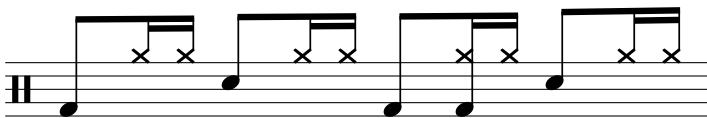
Drum notation for groove 8a, showing a sequence of four eighth notes with eighth-note pairs on top.

8b



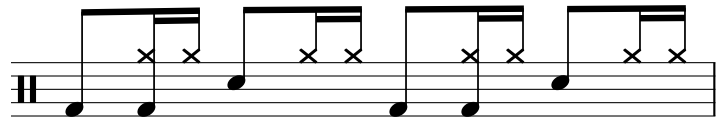
Drum notation for groove 8b, showing a sequence of four eighth notes with eighth-note pairs on top.

8c



Drum notation for groove 8c, showing a sequence of four eighth notes with eighth-note pairs on top.

8d




Drum notation for groove 8d, showing a sequence of four eighth notes with eighth-note pairs on top.

8e




Drum notation for groove 8e, showing a sequence of four eighth notes with eighth-note pairs on top.

8f



Drum notation for groove 8f, showing a sequence of four eighth notes with eighth-note pairs on top.

8g



Drum notation for groove 8g, showing a sequence of four eighth notes with eighth-note pairs on top, followed by a quarter rest and another eighth note.

8h



Drum notation for groove 8h, showing a sequence of four eighth notes with eighth-note pairs on top, followed by a quarter rest and another eighth note.