

# Dynamic Markings & How To Read Them

#567







The image displays five staves of musical notation in 4/4 time, illustrating various dynamic markings and their application. The notation consists of eighth-note patterns on a single staff.

- Staff 1:** Shows a continuous eighth-note pattern. The first measure is marked *ppp* (pianissimo), the second *f* (forte), the third *fff* (fortissimo), and the fourth *p* (piano).
- Staff 2:** Shows a continuous eighth-note pattern. The first measure is marked *mp* (mezzo-piano) and the second *mf* (mezzo-forte).
- Staff 3:** Shows a continuous eighth-note pattern. The first measure is marked *mp* and the second *mf*. The third and fourth measures feature accents (>) over the notes.
- Staff 4:** Shows a continuous eighth-note pattern. The first measure is marked *mp* and the second *mf*. The third and fourth measures feature accents (>) over the notes.
- Staff 5:** Shows a continuous eighth-note pattern. The first measure is marked *ppp*, the second *p*, the third *mf*, and the fourth *fff*.

Below the staves, there are two horizontal lines with dynamic markings. The first line is marked *ppp* and the second line is marked *f*.

STEPHENS DRUMS

# Common Dynamic Markings & Definitions

<i>ppp</i>	Pianississimo	Very Very Soft
<i>pp</i>	Pianissimo	Very Soft
<i>p</i>	Piano	Soft
<i>mp</i>	Mezzo Piano	Medium Soft
<i>mf</i>	Mezzo Forte	Medium Loud
<i>f</i>	Forte	Loud
<i>ff</i>	Fortissimo	Very Loud
<i>fff</i>	Fortississimo	Very Very Loud
<i>dim</i>	Diminuendo	Gradually becoming softer
	Crescendo	Gradually becoming louder
	Decrescendo	Gradually becoming softer
	Messa di voce	Becoming louder then softer
	Accent	Emphasized beginning w/ quick taper
	Staccato	Last part of note silenced to create separation
	Marcato ("roof top")	As loud as an accent & as short as a staccato