













**Eufaula Middle School**  
**Visual Dress Code Guidelines**

Clothing must pass the "card" test in order to be appropriate for school. ID card, driver's license, or debit cards are acceptable cards that can be used for this self-check. Specific directions are provided for each type of clothing.

TYPE OF CLOTHING	FEMALES		MALES	
	APPROPRIATE	NOT APPROPRIATE	APPROPRIATE	NOT APPROPRIATE
<p><b>SHIRTS</b></p> <p>With shirts, the card must cover any exposed skin between the shirt and the collarbone. The straps of tank tops must be as wide as the length of the card. When layering tops; one single strap must meet the card requirement. Tank Tops &amp; Muscle tops must cover underarms and side of chest areas. Shirts may not be strapless, or have any open back or sides (partial or whole). Shirts cannot be see-through.</p>	 <p>card is to be used in this direction for shoulders →</p>	 <p>card is to be used in this direction for chest ↓</p>		
<p><b>SHORTS</b></p> <p>For shorts, place a card vertically from the bottom of the shorts. The other end of the card must reach the top of the knee using the card. No skin above the knee should be showing when using the card. Shorts must be worn at the waist and cannot show undergarments. No holes are allowed above the knee. Bermuda shorts or Carpi's are recommended.</p>	 <p>Card is to be used in this direction; only one card length of skin should be exposed between the knee and the bottom of the shorts; Bermuda shorts or Carpi's are recommended. ↓</p>			

TYPE OF CLOTHING	FEMALES		MALES	
	APPROPRIATE	NOT APPROPRIATE	APPROPRIATE	NOT APPROPRIATE
<p><b>PANTS</b></p> <p>Pants may only have open holes BELOW the knees. Skin should not be seen above the knee. Wearing leggings underneath to camouflage holes above the knee are appropriate. Pants are to be worn at the waist and cannot show undergarments. Capri pants are acceptable.</p>				
<p><b>SKIRTS/DRESSES</b></p> <p>Must pass same test as shorts. Exposed skin above the knee may only be one vertical card length. Leggings or shorts may be worn underneath skirts or dresses as a personal preference. Wearing leggings or shorts under a skirt/dress <b>DOES NOT</b> exempt the skirt/dress from the card length test!</p> <p><b>Leggings</b>            Can only be worn as an accessory not as primary garment.</p>	 <p>Card is to be used in this direction; only one card length of skin should be exposed ↓</p>		 <p><b>Leggings</b></p>	

Other Dress Code Guidelines can be found in the **EMS Student Handbook**

The following list addresses additional dress code regulations:

- Sunglasses are NOT permitted at any time during the school day inside or outside school buildings.
- Clothing should completely cover all undergarments.
- Clothing cannot have logos or symbols which refer to, or promote, tobacco, drugs, alcohol, violence, gangs, lewd conduct, or anything of an offensive nature.
- Students will only be permitted to wear headgear (hats, toboggans, scarves) outside of school buildings.
- BANDANAS are NOT permitted at any time.
- Hoodies are acceptable ONLY AS JACKETS. The hood itself should never be worn inside or outside of school buildings or on the school bus.
- *Presenting a bodily appearance or wearing clothing which is disruptive, provocative, revealing, profane, vulgar, offensive or obscene, or which endangers the health or safety of the student or others, is prohibited.*

*This document should not be regarded as the full and final set of regulations on dress code at EMS. The EMS administration reserves the right to make assessments on individual dress code incidents as the need arises, and the EMS administration reserves the right to revise these regulations at any time if they deem it necessary.*