

**TEXAS EDUCATION AGENCY**  
**2017 Accountability Summary**  
 CHEATHAM EL (194904103) - CLARKSVILLE ISD

**Accountability Rating**

**Met Standard**

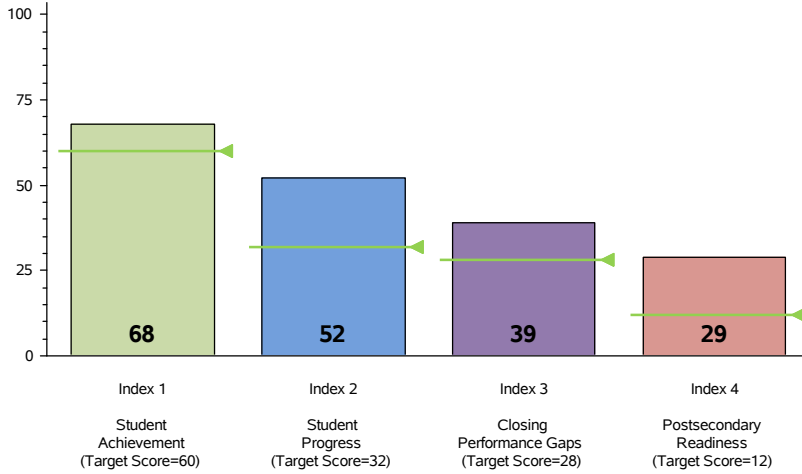
Met Standards on	Did Not Meet Standards on
<ul style="list-style-type: none"> <li>- Student Achievement</li> <li>- Student Progress</li> <li>- Closing Performance Gaps</li> <li>- Postsecondary Readiness</li> </ul>	<ul style="list-style-type: none"> <li>- NONE</li> </ul>
In 2017, to receive a Met Standard or Met Alternative Standard rating, districts and campuses must meet targets on three indexes: Index 1 or Index 2 and Index 3 and Index 4.	

**Distinction Designation**



Academic Achievement in ELA/Reading
<b>DISTINCTION EARNED</b>
Academic Achievement in Mathematics
<b>DISTINCTION EARNED</b>
Academic Achievement in Science
<b>NO DISTINCTION EARNED</b>
Academic Achievement in Social Studies
<b>NOT ELIGIBLE</b>
Top 25 Percent Student Progress
<b>DISTINCTION EARNED</b>
Top 25 Percent Closing Performance Gaps
<b>NO DISTINCTION EARNED</b>
Postsecondary Readiness
<b>DISTINCTION EARNED</b>

**Performance Index Report**



**Campus Demographics**

Campus Type	Elementary
Campus Size	285 Students
Grade Span	PK - 05
Percent Economically Disadvantaged	91.6
Percent English Language Learners	14.7
Mobility Rate	17.9
Percent Served by Special Education	8.4
Percent Enrolled in an Early College High School Program	0.0

**Performance Index Summary**

Index	Points Earned	Maximum Points	Index Score
1 - Student Achievement	195	285	68
2 - Student Progress	521	1,000	52
3 - Closing Performance Gaps	472	1,200	39
4 - Postsecondary Readiness			
STAAR Score	29.0		
Graduation Rate Score	N/A		
Graduation Plan Score	N/A		
Postsecondary Component Score	N/A		29

**System Safeguards**

**Number and Percentage of Indicators Met**

Performance Rates	10 out of 12 = 83%
Participation Rates	8 out of 8 = 100%
Graduation Rates	N/A
<b>Total</b>	<b>18 out of 20 = 90%</b>

For further information about this report, please see the Performance Reporting website at <https://rptsvr1.tea.texas.gov/perfreport/account/2017/index.html>

**TEXAS EDUCATION AGENCY**  
**2017 Accountability Summary**  
 CLARKSVILLE MIDDLE AND H S (194904002) - CLARKSVILLE ISD

**Accountability Rating**

Improvement Required

**Met Standards on**

- Student Achievement
- Student Progress
- Postsecondary Readiness

**Did Not Meet Standards on**

- Closing Performance Gaps

In 2017, to receive a Met Standard or Met Alternative Standard rating, districts and campuses must meet targets on three indexes: Index 1 or Index 2 and Index 3 and Index 4.

**Distinction Designation**

Academic Achievement in ELA/Reading

NO DISTINCTION EARNED

Academic Achievement in Mathematics

NO DISTINCTION EARNED

Academic Achievement in Science

NO DISTINCTION EARNED

Academic Achievement in Social Studies

NO DISTINCTION EARNED

Top 25 Percent Student Progress

NO DISTINCTION EARNED

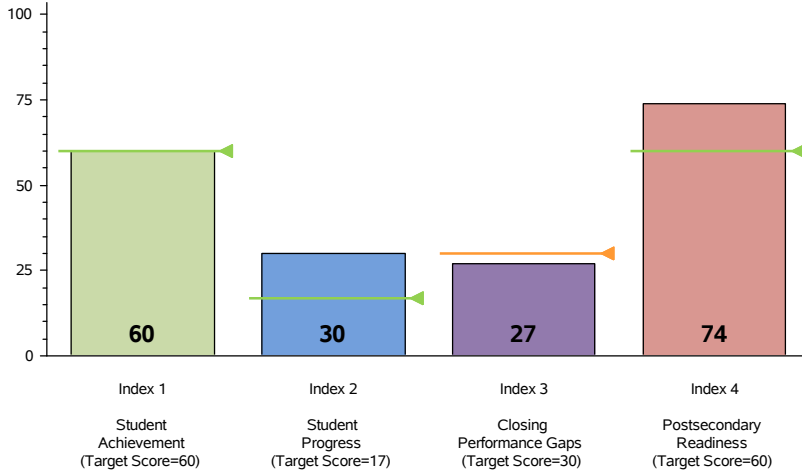
Top 25 Percent Closing Performance Gaps

NO DISTINCTION EARNED

Postsecondary Readiness

NO DISTINCTION EARNED

**Performance Index Report**



**Campus Demographics**

Campus Type	Elementary/Secondary
Campus Size	234 Students
Grade Span	06 - 12
Percent Economically Disadvantaged	87.2
Percent English Language Learners	6.8
Mobility Rate	13.9
Percent Served by Special Education	12.0
Percent Enrolled in an Early College High School Program	0.0

**Performance Index Summary**

Index	Points Earned	Maximum Points	Index Score
1 - Student Achievement	266	447	60
2 - Student Progress	303	1,000	30
3 - Closing Performance Gaps	493	1,800	27
4 - Postsecondary Readiness			
STAAR Score	6.7		
Graduation Rate Score	24.8		
Graduation Plan Score	18.9		
Postsecondary Component Score	23.8		74

**System Safeguards**

**Number and Percentage of Indicators Met**

Performance Rates	11 out of 17 = 65%
Participation Rates	10 out of 10 = 100%
Graduation Rates	3 out of 3 = 100%
<b>Total</b>	<b>24 out of 30 = 80%</b>

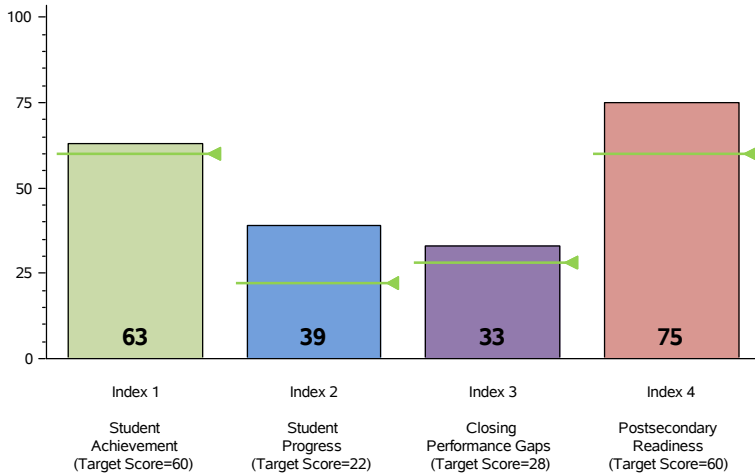
For further information about this report, please see the Performance Reporting website at <https://rptsvr1.tea.texas.gov/perfreport/account/2017/index.html>

# TEXAS EDUCATION AGENCY 2017 Accountability Summary CLARKSVILLE ISD (194904)

## Accountability Rating Met Standard

<p><b>Met Standards on</b></p> <ul style="list-style-type: none"> <li>- Student Achievement</li> <li>- Student Progress</li> <li>- Closing Performance Gaps</li> <li>- Postsecondary Readiness</li> </ul>	<p><b>Did Not Meet Standards on</b></p> <p>- NONE</p>
<p>In 2017, to receive a Met Standard or Met Alternative Standard rating, districts and campuses must meet targets on three indexes: Index 1 <b>or</b> Index 2 <b>and</b> Index 3 <b>and</b> Index 4.</p>	

### Performance Index Report



### Distinction Designation

Postsecondary Readiness
Percent of Eligible Measures in Top Quartile 2 out of 9 = 22%
<b>NO DISTINCTION EARNED</b>

### Performance Index Summary

Index	Points Earned	Maximum Points	Index Score
1 - Student Achievement	461	732	63
2 - Student Progress	472	1,200	39
3 - Closing Performance Gaps	790	2,400	33
4 - Postsecondary Readiness			
STAAR Score	7.3		
Graduation Rate Score	24.8		
Graduation Plan Score	18.9		
Postsecondary Component Score	23.8		75

### System Safeguards

Number and Percentage of Indicators Met	
Performance Rates	14 out of 22 = 64%
Participation Rates	13 out of 13 = 100%
Graduation Rates	3 out of 3 = 100%
Met Federal Limits on Alternative Assessments	0 out of 1 = 0%
<b>Total</b>	<b>30 out of 39 = 77%</b>

For further information about this report, please see the Performance Reporting website at <https://rptsrv1.tea.texas.gov/perreport/account/2017/index.html>