


Financial Accountability Report

USD #: D0245

USD Name: LeRoy-Gridley

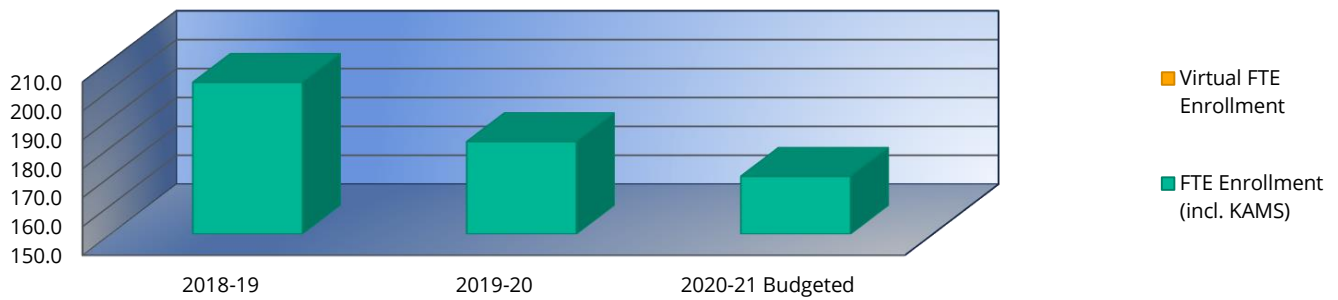
County Name: Coffey

School Year: 2021



Full Time Equivalency (FTE) Enrollment*

	2018-19	2019-20	2020-21 Budgeted
FTE Enrollment (incl. KAMS)	202.5	182.0	170.0
Virtual FTE Enrollment	0.0	0.0	0.0
Total FTE Enrollment	202.5	182.0	170.0

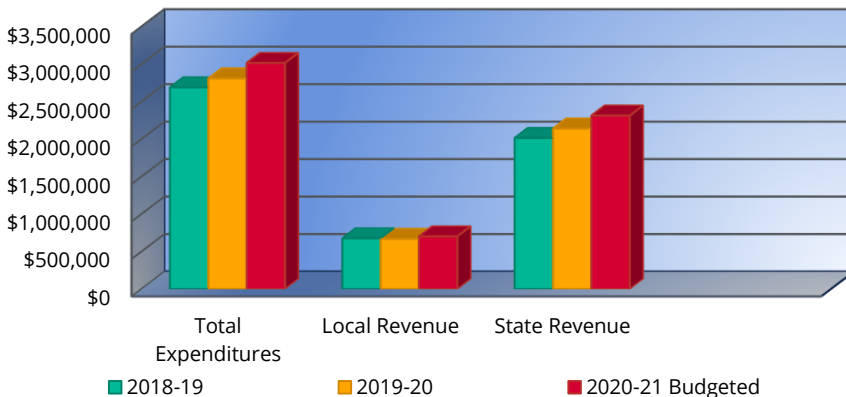


*Includes the 2/20 count.

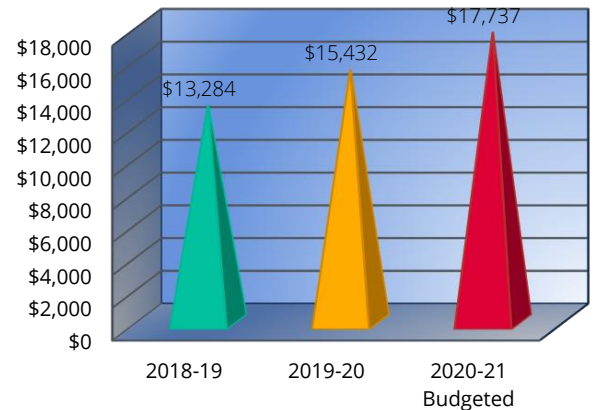
General & Supplemental General (06 & 08)

	2018-19	2019-20	2020-21 Budgeted
*Total Expenditures	\$2,689,995	\$2,808,560	\$3,015,213
Total Expenditures per Pupil	\$13,284	\$15,432	\$17,737
Local Revenue	\$675,171	\$668,724	\$701,650
State Revenue	\$2,014,824	\$2,139,836	\$2,313,563
Federal Revenue	\$0	\$0	\$0

Total Expenditures



Total Expenditures per Pupil



*Total Expenditures may not equal the sum of state, federal and local revenue. Typically this is a result of low assessed valuation and/or the large amount of federal property and federal impact aid in some districts.

Note: The scale for each chart will vary based on individual district's data.


Financial Accountability Report

USD #: D0245

USD Name: LeRoy-Gridley

County Name: Coffey

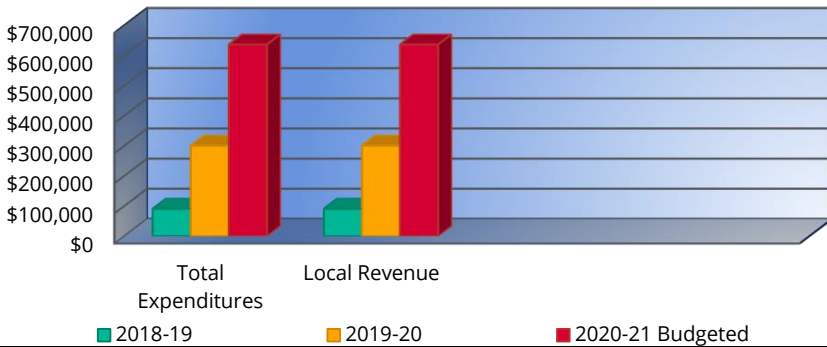
School Year: 2021



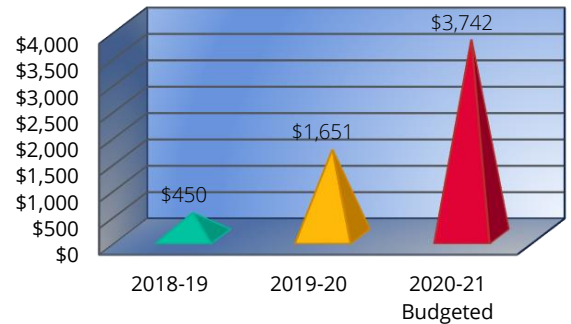
Capital Outlay (16)

	2018-19	2019-20	2020-21 Budgeted
*Total Expenditures	\$91,047	\$300,425	\$636,165
Total Expenditures per Pupil	\$450	\$1,651	\$3,742
Local Revenue	\$91,047	\$300,425	\$636,165
State Revenue	\$0	\$0	\$0
Federal Revenue	\$0	\$0	\$0

Total Expenditures



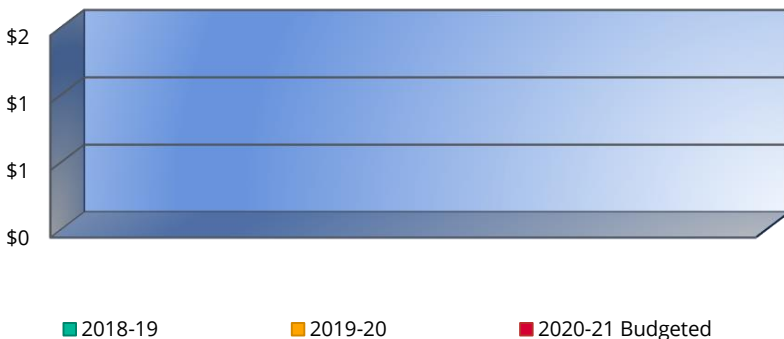
Total Expenditures per Pupil



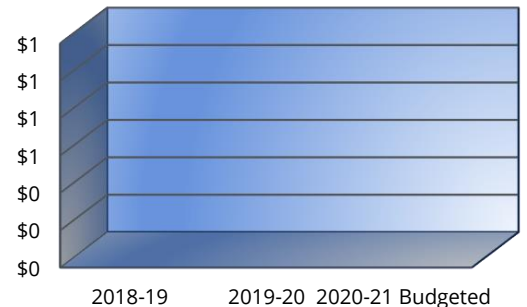
Bond & Interest (62 & 63)

	2018-19	2019-20	2020-21 Budgeted
*Total Expenditures	\$0	\$0	\$0
Total Expenditures per Pupil	\$0	\$0	\$0
Local Revenue	\$0	\$0	\$0
State Revenue	\$0	\$0	\$0
Federal Revenue	\$0	\$0	\$0

Total Expenditures



Total Expenditures per Pupil



*Total Expenditures may not equal the sum of state, federal and local revenue. Typically this is a result of low assessed valuation and/or the large amount of federal property and federal impact aid in some districts.

Note: The scale for each chart will vary based on individual district's data.


Financial Accountability Report

USD #: D0245

USD Name: LeRoy-Gridley

County Name: Coffey

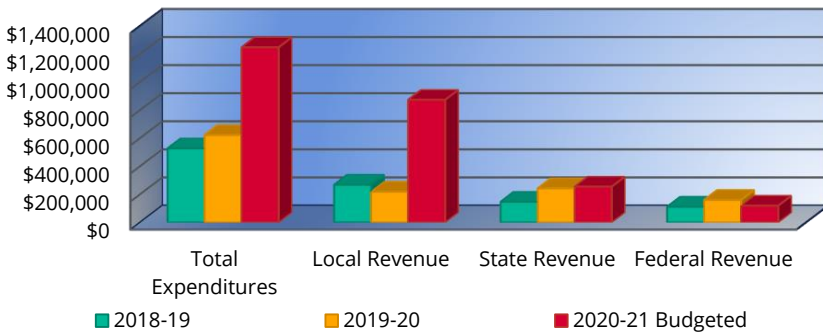
School Year: 2021



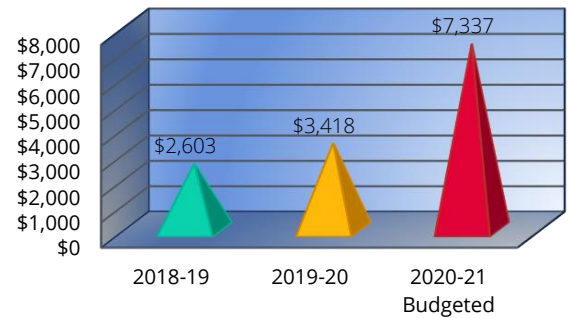
All Other Funds

	2018-19	2019-20	2020-21 Budgeted
*Total Expenditures	\$527,154	\$622,092	\$1,247,215
Total Expenditures per Pupil	\$2,603	\$3,418	\$7,337
Local Revenue	\$268,477	\$219,330	\$873,205
State Revenue	\$146,867	\$242,581	\$254,643
Federal Revenue	\$111,810	\$160,181	\$119,367

Total Expenditures



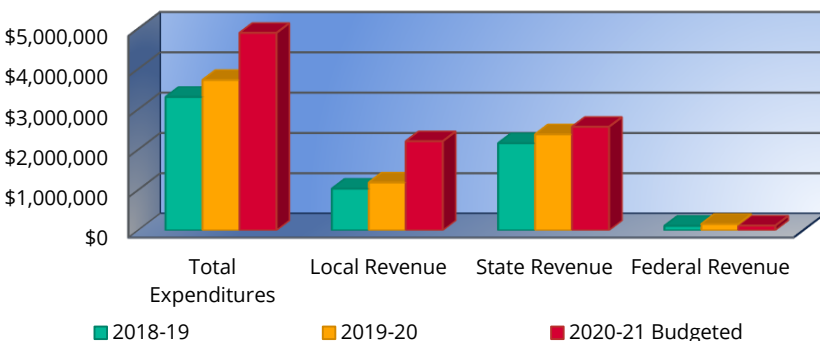
Total Expenditures per Pupil



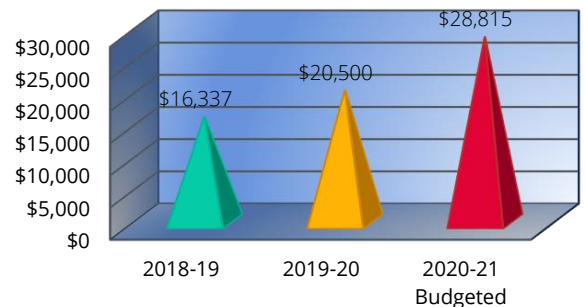
Total of All Funds

	2018-19	2019-20	2020-21 Budgeted
*Total Expenditures	\$3,308,196	\$3,731,077	\$4,898,593
Total Expenditures per Pupil	\$16,337	\$20,500	\$28,815
Local Revenue	\$1,034,695	\$1,188,479	\$2,211,020
State Revenue	\$2,161,691	\$2,382,417	\$2,568,206
Federal Revenue	\$111,810	\$160,181	\$119,367

Total Expenditures



Total Expenditures per Pupil



*Total Expenditures may not equal the sum of state, federal and local revenue. Typically this is a result of low assessed valuation and/or the large amount of federal property and federal impact aid in some districts.


Financial Accountability Report

USD #: D0245

USD Name: LeRoy-Gridley

County Name: Coffey

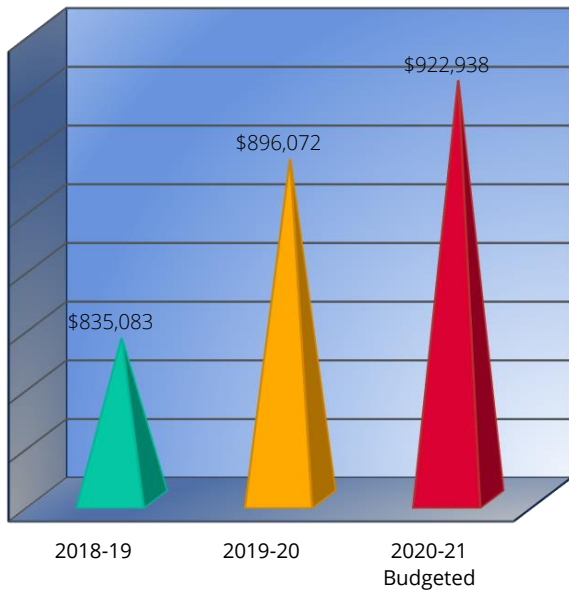
School Year: 2021



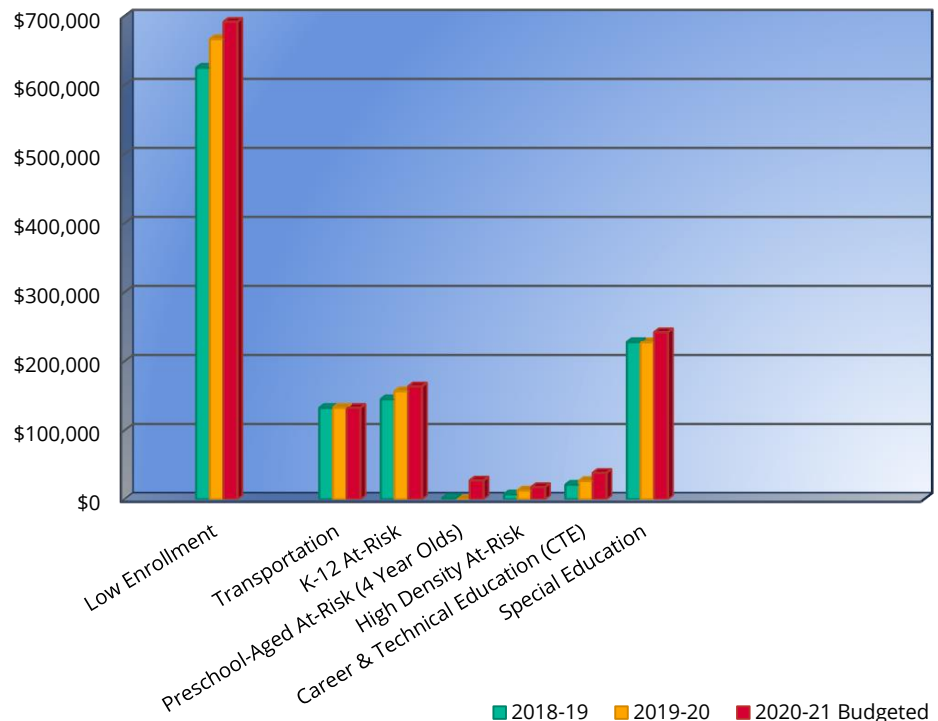
State Aid

	2018-19	2019-20	2020-21 Budgeted
Base State Aid	\$835,083	\$896,072	\$922,938
High Enrollment State Aid	\$0	\$0	\$0
Low Enrollment State Aid	\$625,167	\$666,731	\$691,747
School Facilities State Aid	\$0	\$0	\$0
Transportation State Aid	\$132,447	\$132,636	\$132,501
K-12 At-Risk State Aid	\$144,942	\$156,591	\$163,570
Preschool-Aged At-Risk (4 Year Olds) State Aid	\$2,083	\$0	\$27,414
High Density At-Risk State Aid	\$7,081	\$12,864	\$17,819
Career & Technical Education (CTE) State Aid	\$21,242	\$26,616	\$38,380
Special Education State Aid	\$227,591	\$227,428	\$242,000
Bilingual State Aid	\$0	\$0	\$0
Ancillary State Aid	\$0	\$0	\$0
Cost of Living State Aid	\$0	\$0	\$0
Virtual State Aid	\$0	\$0	\$0

BASE State Aid



All Other State Aid



Note: The scale for each chart will vary based on individual district's data.


Financial Accountability Report

USD #: D0245

USD Name: LeRoy-Gridley

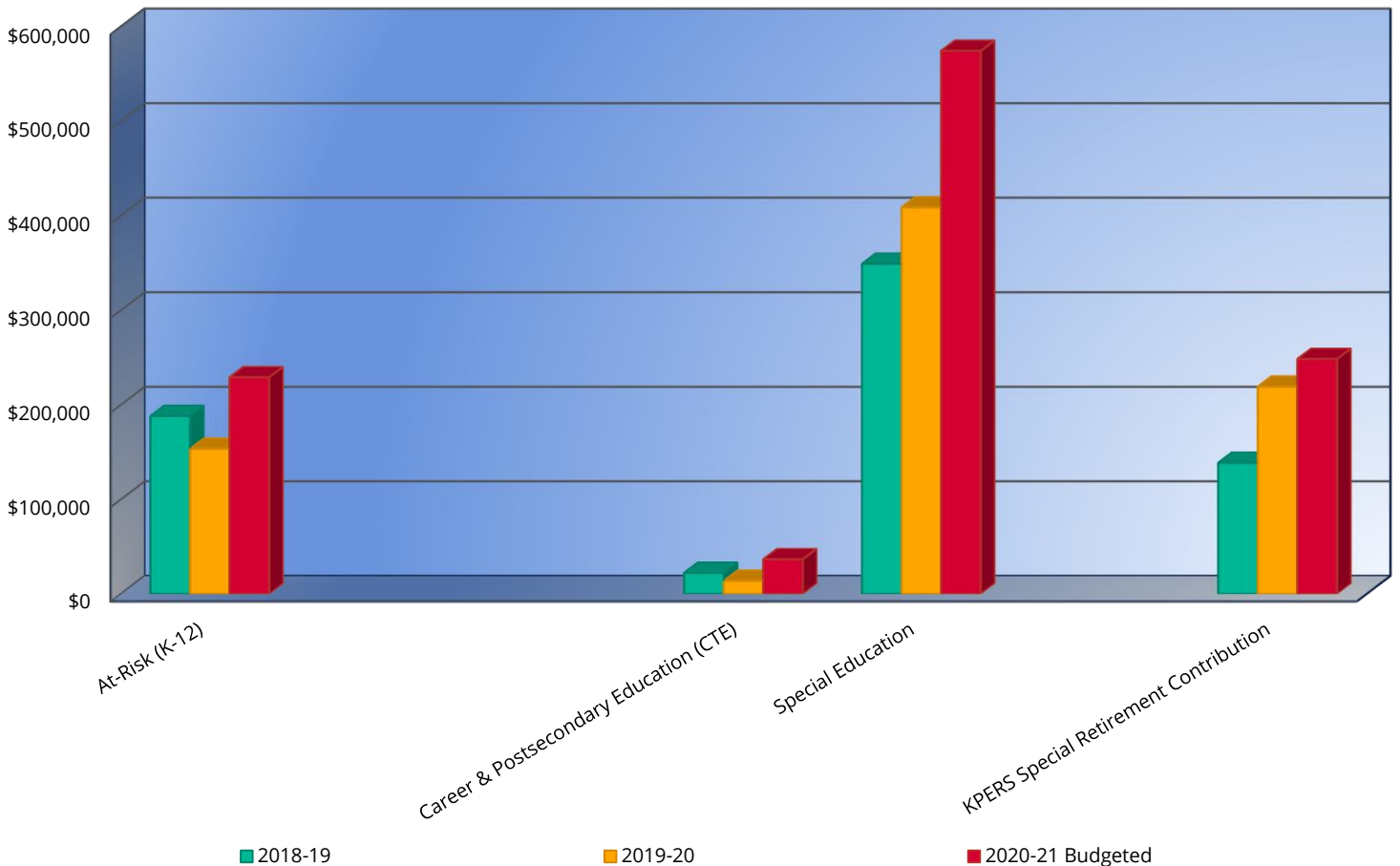
County Name: Coffey

School Year: 2021



Total Expenditures of Selected Funds

	2018-19	2019-20	2020-21 Budgeted
At-Risk (K-12) - 13	\$188,077	\$153,537	\$229,052
Preschool-Aged At-Risk (4 Year Olds) - 11	\$0	\$0	\$0
Bilingual Education - 14	\$0	\$0	\$0
Career & Postsecondary Education (CTE) - 34	\$22,189	\$13,886	\$36,579
Special Education - 30	\$349,095	\$408,774	\$574,380
Virtual Education - 15	\$0	\$0	\$0
KPERS Special Retirement Contribution - 51	\$138,574	\$219,212	\$248,367



Note: The scale for each chart will vary based on individual district's data.


Financial Accountability Report

USD #: D0245

USD Name: LeRoy-Gridley

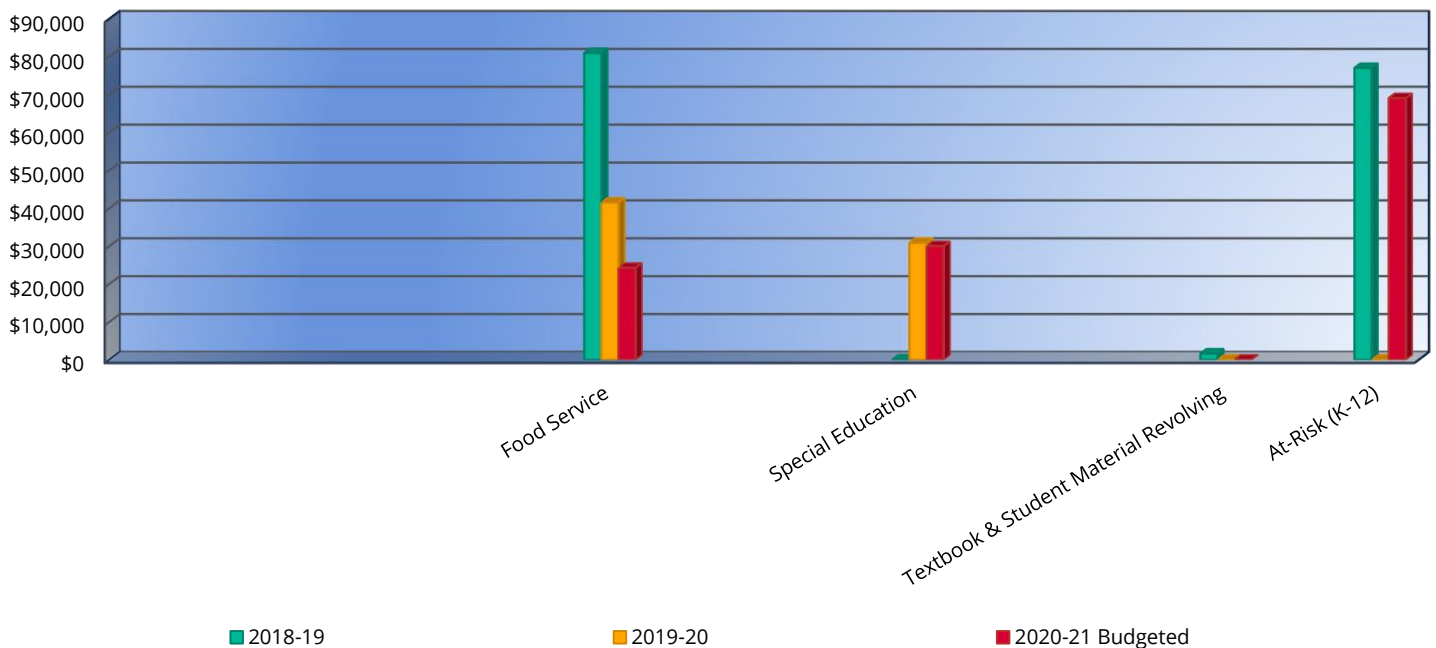
County Name: Coffey

School Year: 2021



Supplemental General (08) Transfers

	2018-19	2019-20	2020-21 Budgeted
Adult Education - 10	\$0	\$0	\$0
Adult Supplemental Education - 12	\$0	\$0	\$0
Bilingual Education - 14	\$0	\$0	\$0
Virtual Education - 15	\$0	\$0	\$0
Driver Training - 18	\$0	\$0	\$0
Extraordinary School Program - 22	\$0	\$0	\$0
Food Service - 24	\$80,967	\$41,500	\$24,279
Professional Development - 26	\$0	\$0	\$0
Parent Education Program - 28	\$0	\$0	\$0
Summer School - 29	\$0	\$0	\$0
Special Education - 30	\$0	\$30,864	\$30,000
Career & Postsecondary Education (CTE) - 34	\$0	\$0	\$0
Special Reserve Fund - 47	\$0	\$0	\$0
Special Liability Expense Fund - 42	\$0	\$0	\$0
Textbook & Student Material Revolving - 55	\$1,622	\$0	\$0
Preschool-Aged At-Risk (4 Year Olds) - 11	\$0	\$0	\$0
At-Risk (K-12) - 13	\$77,000	\$0	\$69,052



Note: The scale for each chart will vary based on individual district's data.


Financial Accountability Report

USD #: D0245

USD Name: LeRoy-Gridley

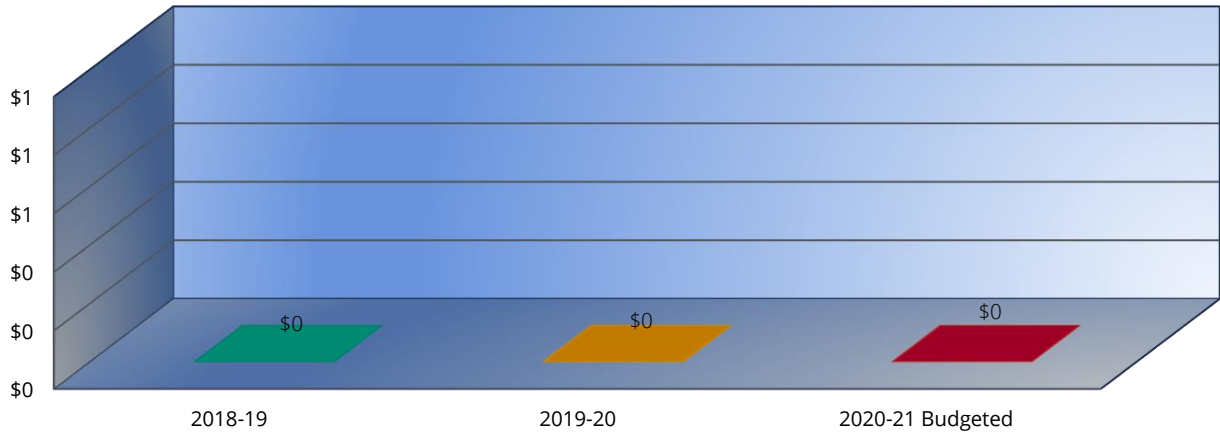
County Name: Coffey

School Year: 2021



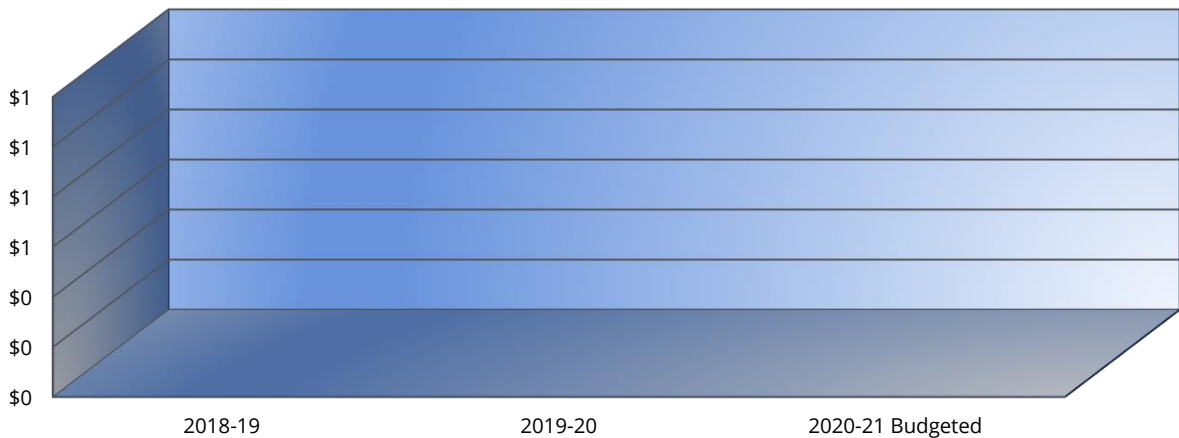
Article 6, Section 6 Constitutional Challenge

	2018-19	2019-20	2020-21 Budgeted
Total Expenditures	\$0	\$0	\$0
Aggregate Expenditures from 7/1/2010 to 6/30/2020		\$0	



General Obligation Bonded Indebtedness

	2018-19	2019-20	2020-21 Budgeted
Outstanding Principal (July 1)	\$0	\$0	\$0



Note: The scale for each chart will vary based on individual district's data.


Financial Accountability Report

USD #: D0245

USD Name: LeRoy-Gridley

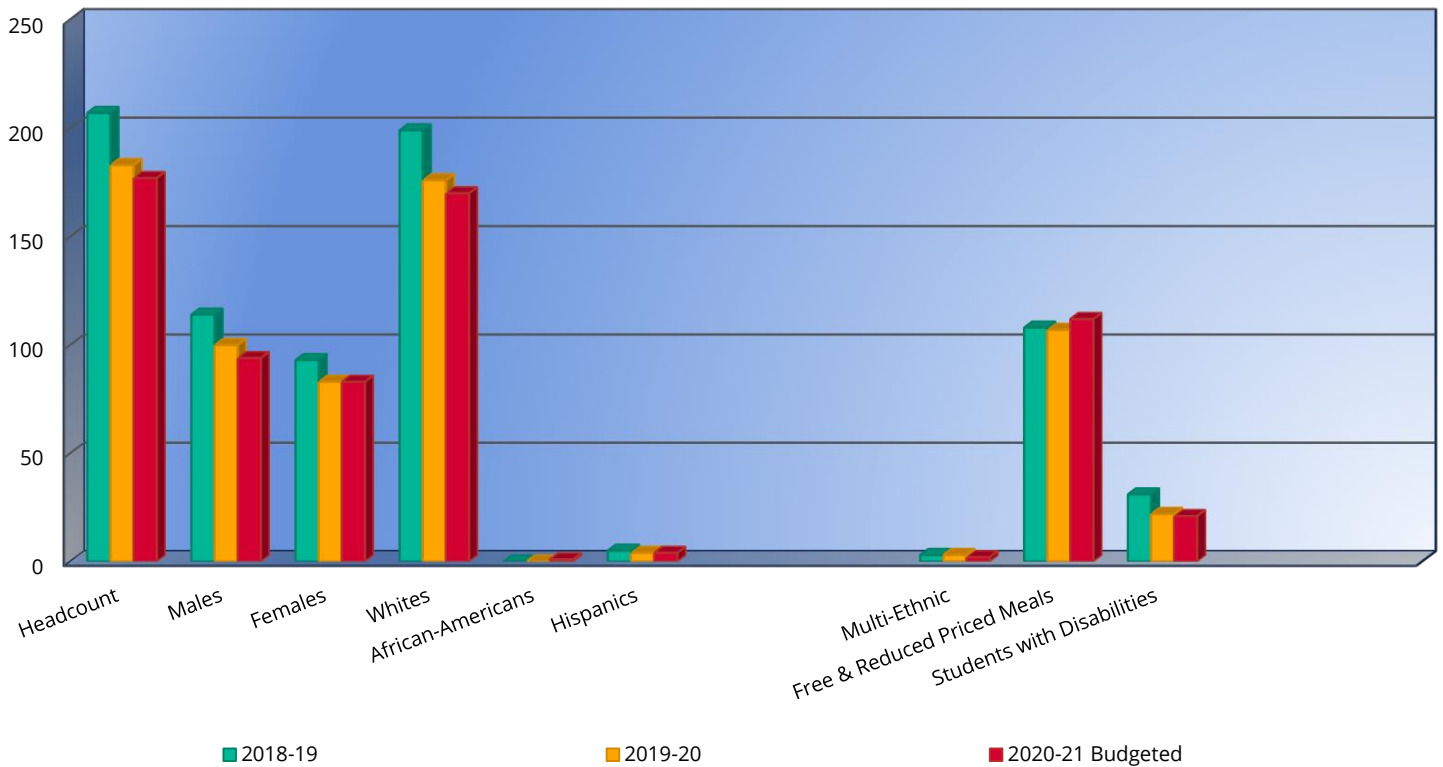
County Name: Coffey

School Year: 2021



Demographic Headcount¹

	2018-19	2019-20	2020-21 Budgeted
Headcount	207	183	177
Males	114	100	94
Females	93	83	83
Whites	199	176	170
African-Americans	0	0	1
Hispanics	5	4	4
American Indian or Alaska Natives	0	0	0
Asians	0	0	0
Multi-Ethnic	3	3	2
Free & Reduced Priced Meals	108	107	112
Students with Disabilities	31	22	21
English Language Learners	0	0	0
Migrant*	0	0	N/A



¹ Demographic Data is unaudited.

*Districts are in the process of submitting Migrant data for the current year.