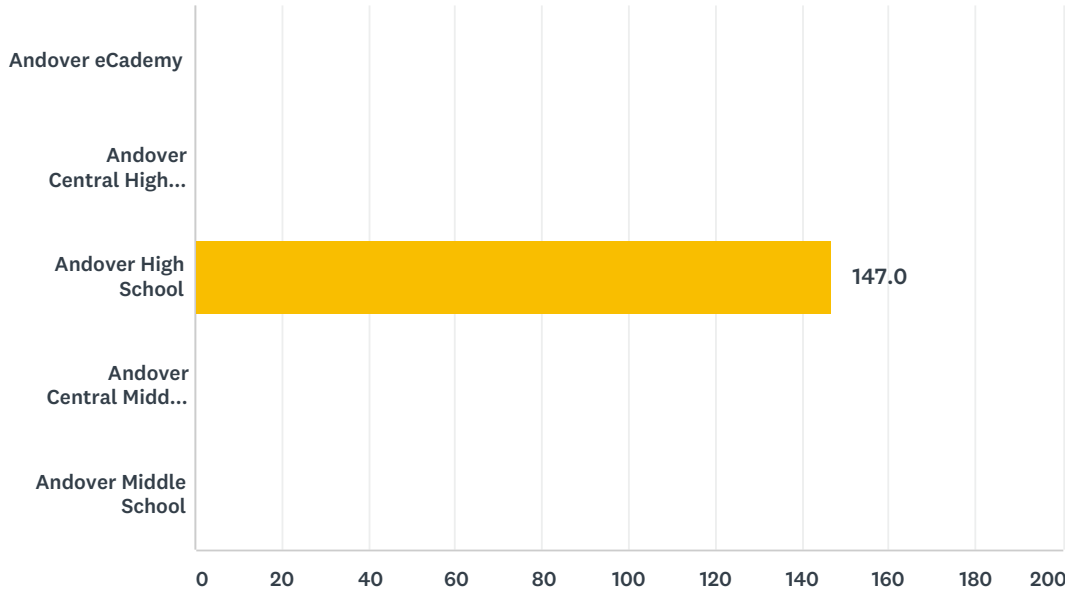


Q1 Which school do you attend?

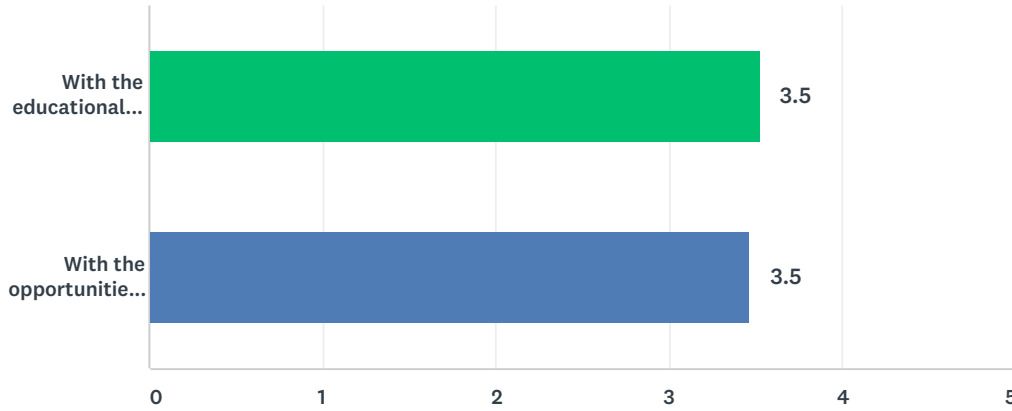
Answered: 147 Skipped: 0



ANSWER CHOICES	RESPONSES	
Andover eCademy	0.00%	0
Andover Central High School	0.00%	0
Andover High School	100.00%	147
Andover Central Middle School	0.00%	0
Andover Middle School	0.00%	0
TOTAL		147

Q2 How satisfied are you...

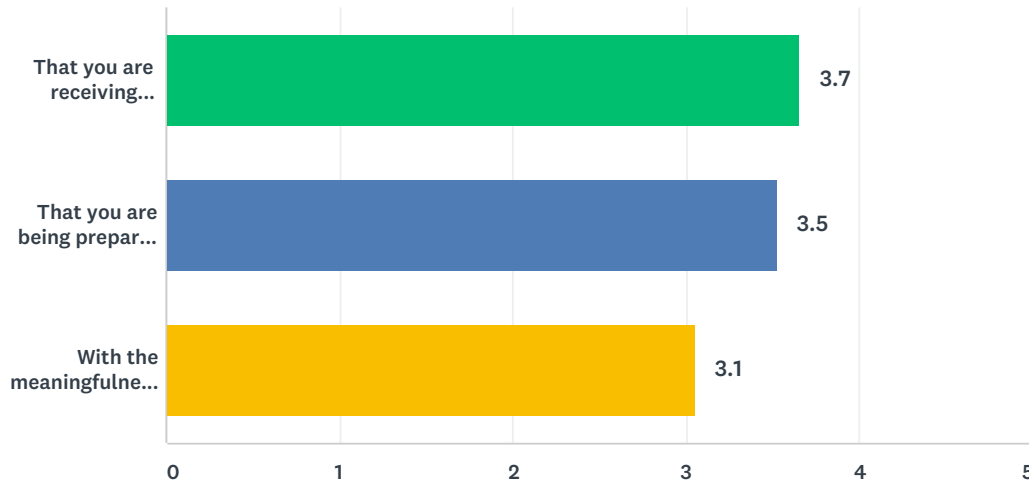
Answered: 143 Skipped: 4



	VERY DISSATISFIED	DISSATISFIED	DON'T KNOW/UNAWARE	SATISFIED	VERY SATISFIED	TOTAL	WEIGHTED AVERAGE
With the educational opportunities provided in connection with Butler Community College?	4.20% 6	4.20% 6	38.46% 55	41.96% 60	11.19% 16	143	3.52
With the opportunities and programs to prepare students for the ACT test?	3.50% 5	10.49% 15	35.66% 51	37.06% 53	13.29% 19	143	3.46

Q3 How satisfied are you...

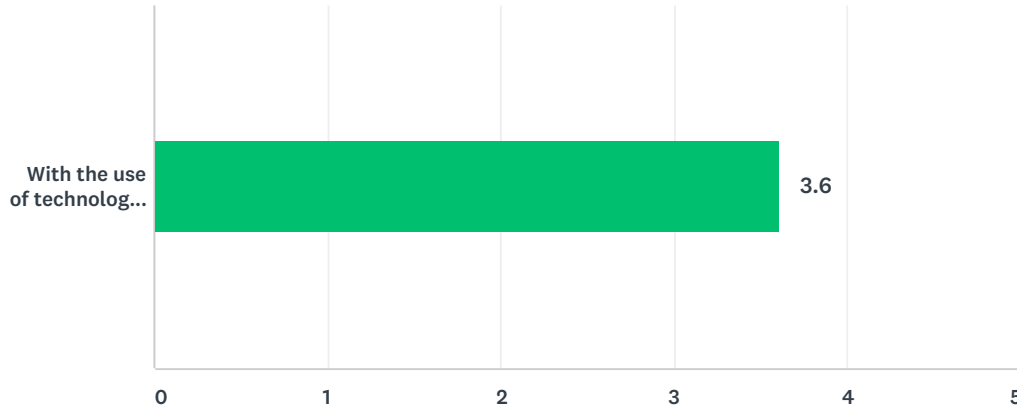
Answered: 141 Skipped: 6



	VERY DISSATISFIED	DISSATISFIED	DON'T KNOW/UNAWARE	SATISFIED	VERY SATISFIED	TOTAL	WEIGHTED AVERAGE
That you are receiving quality instruction and making adequate progress?	4.26% 6	10.64% 15	9.93% 14	66.67% 94	8.51% 12	141	3.65
That you are being prepared for the next level of education? (Middle – Ready for the next grade level? Secondary – College and Career Ready?)	4.26% 6	14.89% 21	14.89% 21	55.32% 78	10.64% 15	141	3.53
With the meaningfulness and relevance of the homework you are assigned?	12.77% 18	24.82% 35	12.06% 17	45.39% 64	4.96% 7	141	3.05

Q4 How satisfied are you...

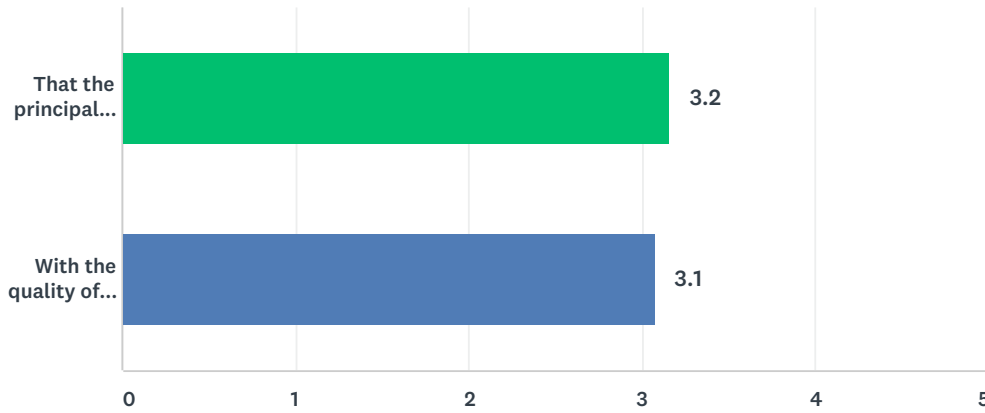
Answered: 141 Skipped: 6



	VERY DISSATISFIED	DISSATISFIED	DON'T KNOW/UNAWARE	SATISFIED	VERY SATISFIED	TOTAL	WEIGHTED AVERAGE
With the use of technology to help you learn in class?	9.22% 13	9.22% 13	10.64% 15	53.19% 75	17.73% 25	141	3.61

Q5 How satisfied are you...

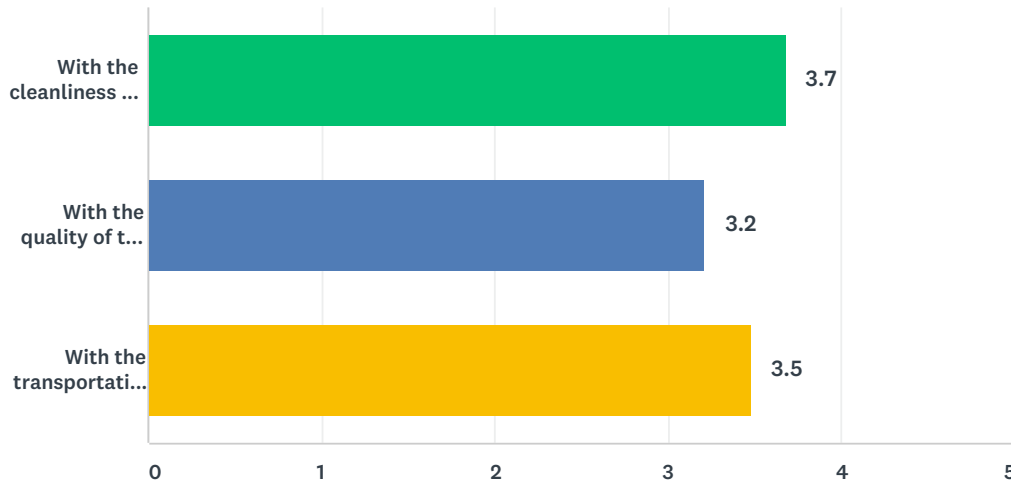
Answered: 140 Skipped: 7



	VERY DISSATISFIED	DISSATISFIED	DON'T KNOW/UNAWARE	SATISFIED	VERY SATISFIED	TOTAL	WEIGHTED AVERAGE
That the principal maintains high expectations and promotes a culture of excellence?	12.95% 18	15.83% 22	20.86% 29	43.17% 60	7.19% 10	139	3.16
With the quality of school policies and practices?	12.23% 17	20.86% 29	20.86% 29	38.85% 54	7.19% 10	139	3.08

Q6 How satisfied are you...

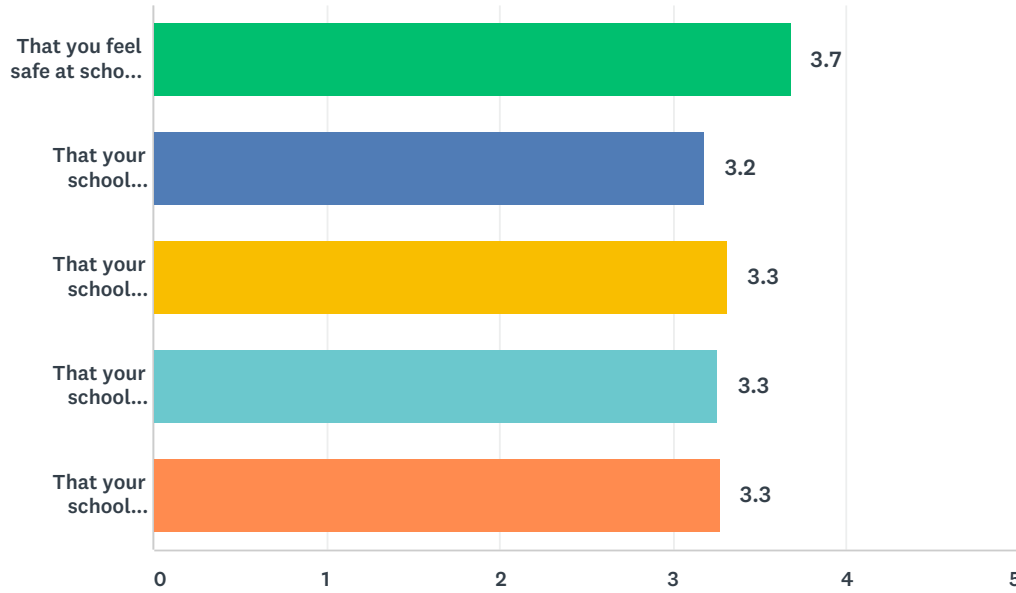
Answered: 139 Skipped: 8



	VERY DISSATISFIED	DISSATISFIED	DON'T KNOW/UNAWARE	SATISFIED	VERY SATISFIED	TOTAL	WEIGHTED AVERAGE
With the cleanliness and upkeep of the inside and outside of the school?	3.60% 5	15.11% 21	11.51% 16	48.92% 68	20.86% 29	139	3.68
With the quality of the food served in the cafeteria?	12.32% 17	11.59% 16	31.16% 43	32.61% 45	12.32% 17	138	3.21
With the transportation services (even if you only ride the bus during field/activity trips)?	9.35% 13	8.63% 12	17.27% 24	53.96% 75	10.79% 15	139	3.48

Q7 How satisfied are you...

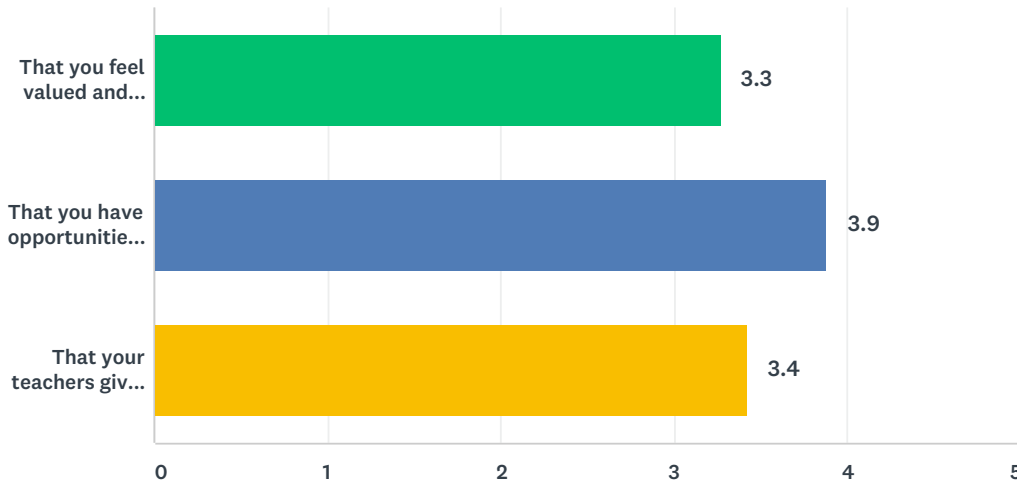
Answered: 138 Skipped: 9



	VERY DISSATISFIED	DISSATISFIED	DON'T KNOW/UNAWARE	SATISFIED	VERY SATISFIED	TOTAL	WEIGHTED AVERAGE
That you feel safe at school and school-related events?	5.80% 8	9.42% 13	11.59% 16	57.25% 79	15.94% 22	138	3.68
That your school adequately addresses bullying?	6.52% 9	23.19% 32	24.64% 34	36.96% 51	8.70% 12	138	3.18
That your school adequately addresses drug and alcohol education?	10.14% 14	15.94% 22	15.22% 21	49.28% 68	9.42% 13	138	3.32
That your school adequately addresses teaching character traits?	8.70% 12	17.39% 24	22.46% 31	42.75% 59	8.70% 12	138	3.25
That your school adequately addresses internet/social media safety?	9.42% 13	15.94% 22	24.64% 34	38.41% 53	11.59% 16	138	3.27

Q8 How satisfied are you...

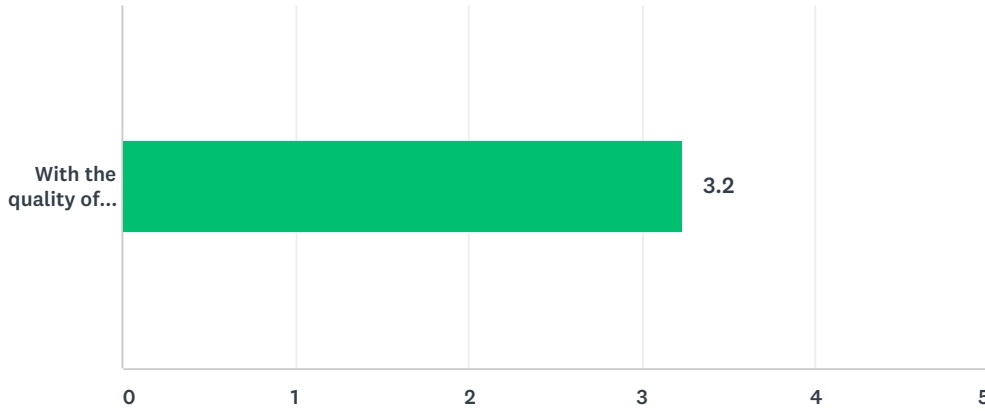
Answered: 138 Skipped: 9



	VERY DISSATISFIED	DISSATISFIED	DON'T KNOW/UNAWARE	SATISFIED	VERY SATISFIED	TOTAL	WEIGHTED AVERAGE
That you feel valued and connected to this school?	13.04% 18	15.94% 22	16.67% 23	39.86% 55	14.49% 20	138	3.27
That you have opportunities to be involved in the school?	5.07% 7	6.52% 9	13.04% 18	46.38% 64	28.99% 40	138	3.88
That your teachers give you praise and celebrate your successes?	5.80% 8	13.77% 19	26.81% 37	39.86% 55	13.77% 19	138	3.42

Q9 How satisfied are you...

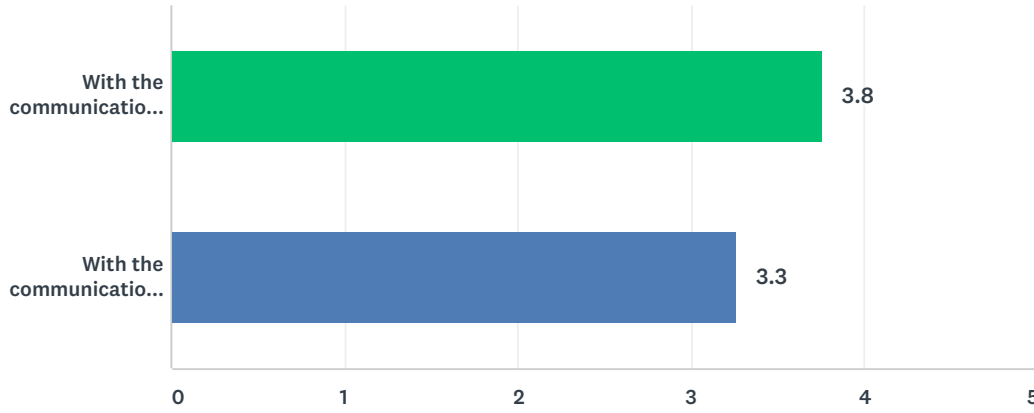
Answered: 137 Skipped: 10



	VERY DISSATISFIED	DISSATISFIED	DON'T KNOW/UNAWARE	SATISFIED	VERY SATISFIED	TOTAL	WEIGHTED AVERAGE
With the quality of customer service you receive from your school?	10.22% 14	11.68% 16	31.39% 43	38.69% 53	8.03% 11	137	3.23

Q10 How satisfied are you...

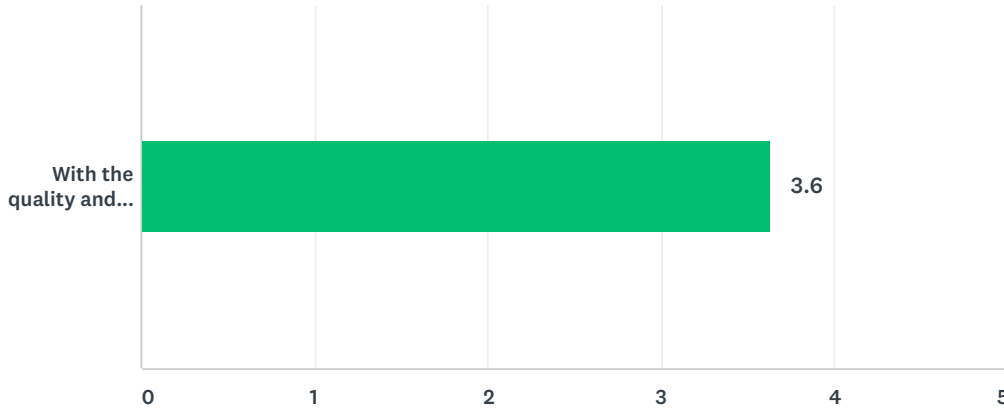
Answered: 137 Skipped: 10



	VERY DISSATISFIED	DISSATISFIED	DON'T KNOW/UNAWARE	SATISFIED	VERY SATISFIED	TOTAL	WEIGHTED AVERAGE
With the communication from your teacher(s)?	2.92% 4	8.03% 11	15.33% 21	57.66% 79	16.06% 22	137	3.76
With the communication from your school?	8.09% 11	19.85% 27	18.38% 25	45.59% 62	8.09% 11	136	3.26

Q11 How satisfied are you...

Answered: 137 Skipped: 10



	VERY DISSATISFIED	DISSATISFIED	DON'T KNOW/UNAWARE	SATISFIED	VERY SATISFIED	TOTAL	WEIGHTED AVERAGE
With the quality and number of extracurricular programs?	5.84% 8	13.14% 18	14.60% 20	45.26% 62	21.17% 29	137	3.63