

Teacher Web Pages

Absent/Missing Work &
Classroom Resources

**All teachers have a web page and
— lesson plans are updated regularly.**

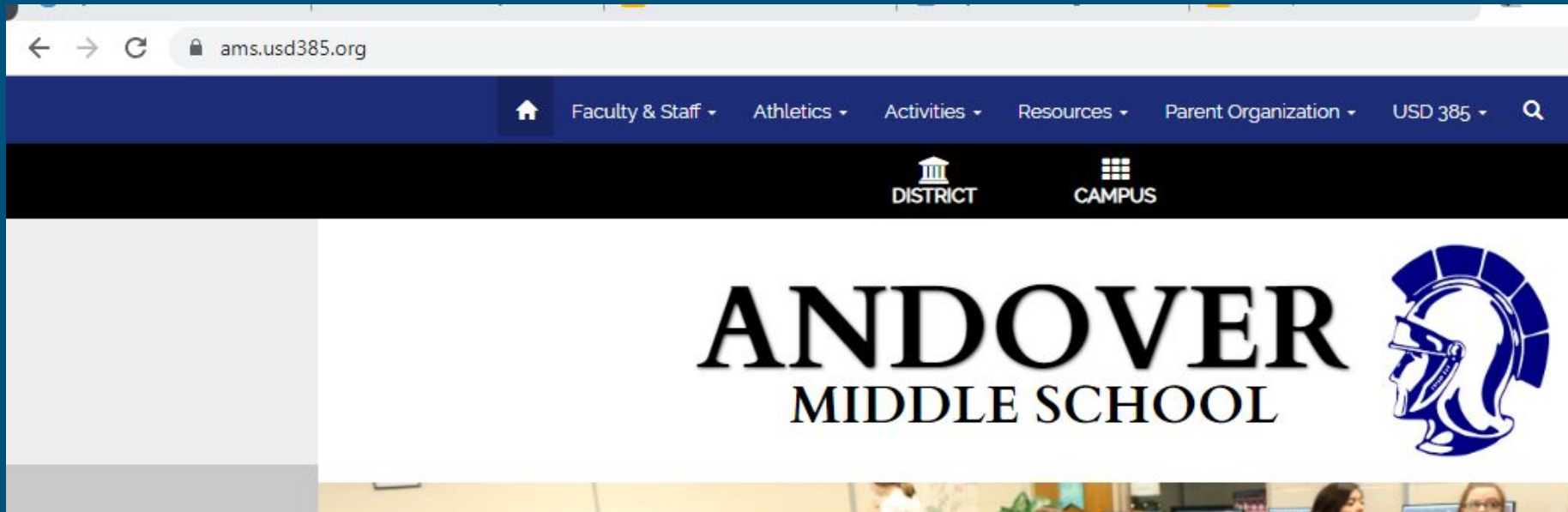
This presentation shows

- **how get to the AMS website,**
- **how to find your child's teacher,**
- **how to access the lesson plans,**
- **what to do if your student needs any work they have missed**
- **what to do if you know your child will miss school**

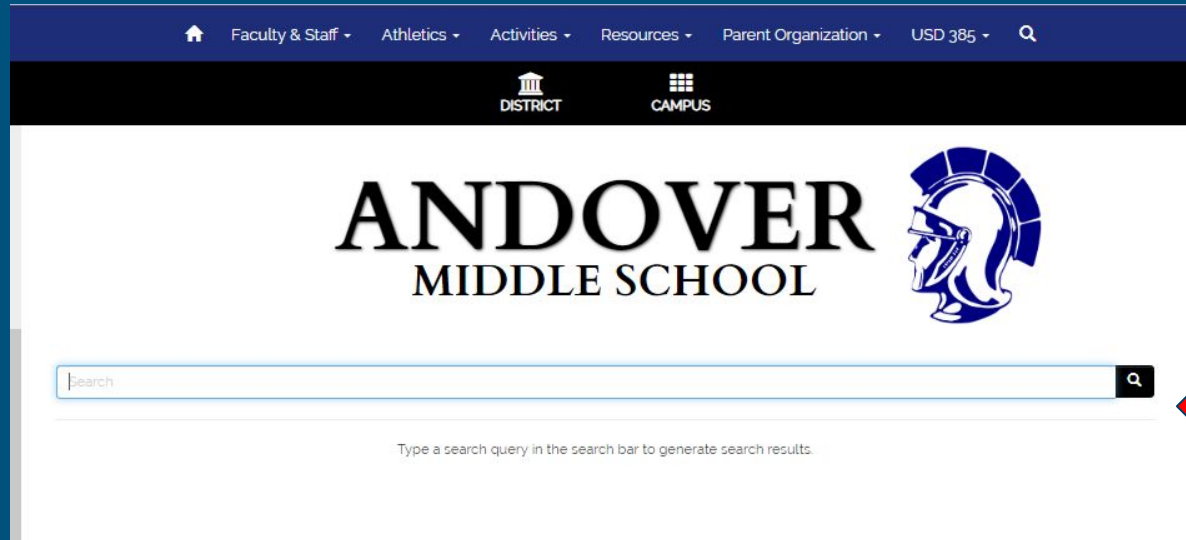
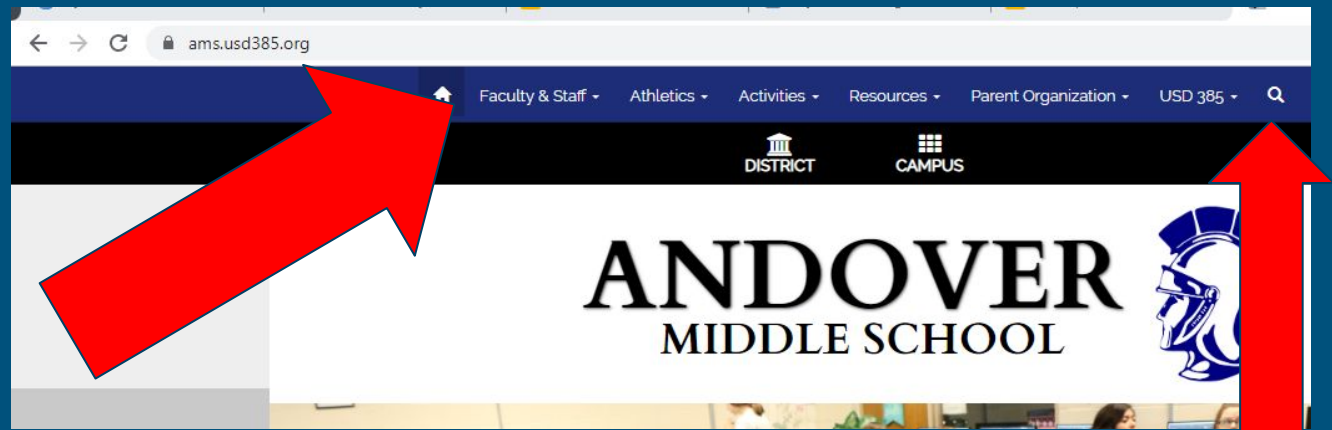
How to find my teacher's webpage:

Go to...

www.ams.usd385.org/




Faculty & Staff



You can also type
in your teacher's
name in the far
right search bar.

Click on
Staff Pages

Once you
have found
him or her,
click on
their **name**
to get to
their
website.



Faculty & Staff

AMS Campus Calendar

August 2019

Faculty & Staff Pages

- Administration & Office Staff
- Staff Directory
- Library
- Nurse
- SRO
- Staff Pages**

District Calendar

August 2019

Upcoming Events

Mon, Aug 19



Faculty & Staff / Staff Pages

Staff Pages

Staff Pages Pages

- Carl Dull
- Amy Dieter
- Hope Nessinger
- Aaron Westheible
- Staff
- Amber Riedy
- Andres Friend
- Anna Mitchell
- Brandi Halford
- Brett Foster
- Carrie Belms
- Christa Rogers
- Daniel Hawkins
- Danielle Haydon
- Doug Frahm
- Dustin Murray
- Dustin Slupka
- Holly Lytton
- Jelayne Bacon
- Janelle Tiltsworth
- Jayko Hartley
- Jennifer Benton
- Jennifer Casady
- Jennifer Hansen
- John Garrison
- Johnna Smith
- Karen Brown
- Katy Henry**
- Kelsey Haggard
- Kerry Doll
- Kevin Rindley
- Kevin Fox
- Kurtis Boughton
- Kyle Oyler
- Marcia Base
- McKenzie Jaradat
- Medhan Chacoman

**The Navigation Bar
has direct links to all
you need:**

***Information about
the teacher**

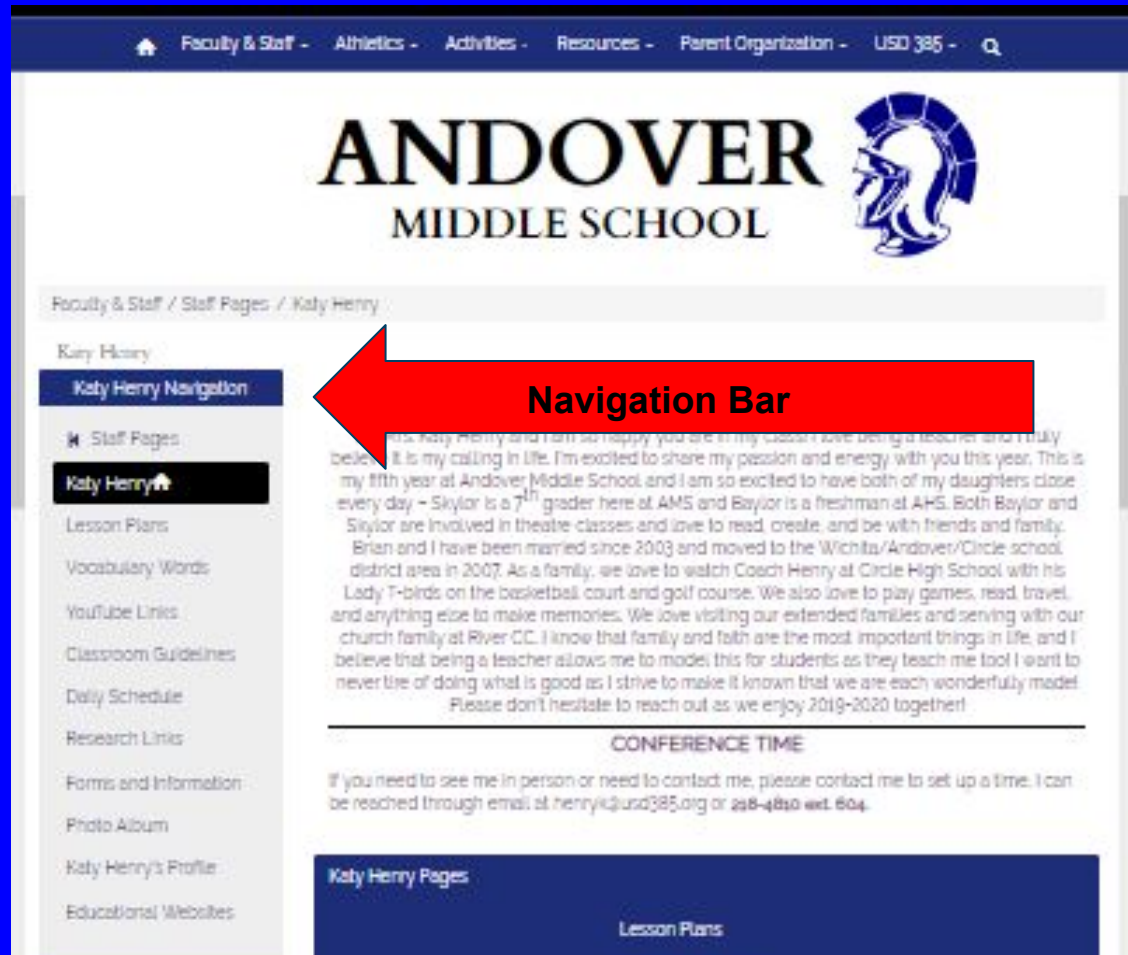
***Contact information**

***Schedule**

***Calendar**

***Links & resources
and most
importantly,**

***Lesson Plans**



The screenshot shows the Andover Middle School website. At the top is a dark navigation bar with links: Faculty & Staff, Athletics, Activities, Resources, Parent Organization, USD 385, and a search icon. Below this is the school's logo, "ANDOVER MIDDLE SCHOOL", featuring a blue and white profile of a Native American figure. The main content area is titled "Faculty & Staff / Staff Pages / Katy Henry". On the left is a sidebar with a "Katy Henry Navigation" menu. A red arrow points to this menu, which is labeled "Navigation Bar". The menu items are: Staff Pages, Katy Henry (highlighted with a house icon), Lesson Plans, Vocabulary Words, YouTube Links, Classroom Guidelines, Daily Schedule, Research Links, Forms and Information, Photo Album, Katy Henry's Profile, and Educational Websites. The main content area contains a welcome message from Katy Henry, a "CONFERENCE TIME" section with contact information, and a "Katy Henry Pages" section with a link to "Lesson Plans".

Faculty & Staff - Athletics - Activities - Resources - Parent Organization - USD 385 - Q

ANDOVER

MIDDLE SCHOOL

Faculty & Staff / Staff Pages / Katy Henry

Katy Henry

Katy Henry Navigation

- Staff Pages
- Katy Henry**
- Lesson Plans
- Vocabulary Words
- YouTube Links
- Classroom Guidelines
- Daily Schedule
- Research Links
- Forms and Information
- Photo Album
- Katy Henry's Profile
- Educational Websites

Katy Henry and I am so happy you are in my class! I love being a teacher and I truly believe it is my calling in life. I'm excited to share my passion and energy with you this year. This is my fifth year at Andover Middle School and I am so excited to have both of my daughters close every day - Skylor is a 7th grader here at AMS and Baylor is a freshman at AHS. Both Baylor and Skylor are involved in theatre classes and love to read, create, and be with friends and family. Brian and I have been married since 2003 and moved to the Wichita/Andover/Circle school district area in 2007. As a family, we love to watch Coach Henry at Circle High School with his Lady T-birds on the basketball court and golf course. We also love to play games, read, travel, and anything else to make memories. We love visiting our extended families and serving with our church family at River CC. I know that family and faith are the most important things in life, and I believe that being a teacher allows me to model this for students as they teach me too! I want to never tire of doing what is good as I strive to make it known that we are each wonderfully made. Please don't hesitate to reach out as we enjoy 2019-2020 together!

CONFERENCE TIME

If you need to see me in person or need to contact me, please contact me to set up a time. I can be reached through email at henryk@usd385.org or 218-4850 ext. 604.

Katy Henry Pages

Lesson Plans

A very important feature:

Lesson Plans page

**Students are encouraged
to check lesson plans
weekly.**

The screenshot shows the Andover Middle School website. At the top is a navigation bar with links: Faculty & Staff, Athletics, Activities, Resources, Parent Organization, USD 385, and a search icon. The main header features the school's name "ANDOVER MIDDLE SCHOOL" and a logo of a Minuteman. Below the header, a breadcrumb trail reads "Faculty & Staff / Staff Pages / Katy Henry".

On the left side, there is a "Katy Henry Navigation" menu with the following links: Staff Pages, Katy Henry (highlighted), Lesson Plans, Vocabulary Words, YouTube Links, Classroom Guidelines, Daily Schedule, Research Links, Forms and Information, and Photo Album.

The main content area for Mrs. Henry includes a welcome message: "Welcome to Mrs. Henry's 6th Grade English Language Arts!" followed by a paragraph about her 11th year at the school and her family. Below this is a "CONFERENCE TIME" section with contact information. At the bottom left, there is a calendar for August 2019, with the 18th highlighted. To the right of the calendar is a "Katy Henry Pages" sidebar with links to Lesson Plans, Vocabulary Words, YouTube Links, Classroom Guidelines, Daily Schedule, Research Links, Forms and Information, Photo Album, Katy Henry's Profile, and Educational Websites.

At the bottom of the page, there is a "Contact Katy Henry" section with fields for Classroom Number, School Phone, and Conference Time, along with an email link.

View in the
LIST format
to view the
assignments
and any links

Classwork or Assignment



Links to view or download will
be underlined

Faculty & Staff / Staff Pages / Katy Henry / Lesson Plans

Lesson Plans

6th Grade English Language Arts

Reading: The students will read and comprehend text across the curriculum. **Literature:** The students will respond to a variety of texts. **Writing:** The students will write effectively for a variety of audiences, purposes, and contexts. **Research:** The students will apply reading and writing skills to demonstrate learning. **Listening:** Learners will participate effectively as listeners within formal and informal groups. **Speaking:** Learners will speak effectively for a variety of audiences, purposes, occasions, and contexts.

month week day **Calendar** **List** Aug 18 - 24, 2019   [Subscribe](#) << < > >>

Aug
19
Mon

Name Art

Details

NAME ART Part 1 is due Tuesday.

Name Art

STAR Reading Test

Name Art

Details

NAME ART Part 1 is due Tuesday.

Name Art

Visit the Library

Dramatic Fanatic

If you click on the link, it will take you to the document - usually in Google.

Now, you may download or even **print** it.

These links could be worksheets, Google Slides, videos, or other resources.

Name Art

Name _____

Language Arts Hour 3/4 5/6 7/8

Part #1 Due _____

Step 1: Write or type your name using bubble letters on an 8 1/2 X 11 piece of white paper or use Google Docs, Google Slides, Word, Publisher, Powerpoint, etc. You may use a nickname or shorten your name if you'd like.

Step 2: Add LOTS of words AND pictures that reflect who you are and what you like INSIDE each of your bubble letters. You'll need a combination of 5-10 pictures and words INSIDE EACH letter. For example, you may use three pictures and two words on one letter and five words and three pictures on another letter. Make sure to use a COMBINATION of both in each letter AND make sure to include different facts about yourself. For example, don't use a picture of a volleyball and then write I love volleyball and count that as two different items. The pictures may consist of drawings, clipart, stickers, magazine clippings, etc. BE CREATIVE!

My name has _____ letters; therefore I need a minimum of _____ items I love.

Here are some examples of what you could include about yourself inside your letters in either word or picture form:

<ul style="list-style-type: none">• Hobbies you enjoy• Words that describe your personality (i.e. energetic, outgoing, creative...)• Your favorite _____ (see handout)• People you admire	<ul style="list-style-type: none">• What you want to be• What you want to do or achieve in life• Places you enjoy or have been to• Activities you enjoy• Other ideas are acceptable
--	---

Step 3: If you are drawing the letters, outline letters with marker. If you are using the Computer, use an outline width of approximately 8-10. (This will vary depending on the software you use; I just don't want it to be too thin).

Step 4 (Optional): Add decorations outside your letters.

Step 5: Add color using colored pencils, markers, or simply print using a colored printer. If you don't have a colored printer, you should color it.

How Might This Help Students?

- It might be helpful when students **can't remember** the homework assignment or forgot what was required, or if they **lost** a handout between class and home.
- It is helpful when students are **sick** at home or on **vacation**.
- It helps when kids just need **extra reassurance**.

It is important to note that lesson plans are subject to change at the teacher's discretion.

How Might This Help Parents?

- Parents can see what homework their student has each night.
- If assignments start showing up as “missing” in PowerSchool, parents and students can go back to the lesson plan page to the date when the assignment was given and determine which of the following should happen:
 - They open the link and view the assignment, realize they have it completed, and the student turns it into the late basket.
 - They open the link and view the assignments and discover they didn’t do it or can’t find it. Now, the student downloads it, prints it, completes it, and turns it in the late basket.

More Pages:

- *Classroom Guidelines
- *Guidelines/Syllabus
- *Teacher's Daily Schedule

Each teacher website and its features are unique!

Faculty & Staff - Athletics - Activities - Resources - Parent Organization - USD 385 - Q

ANDOVER MIDDLE SCHOOL

Faculty & Staff / Staff Pages / Katy Henry

Katy Henry

Katy Henry Navigation

- Staff Pages
- Katy Henry
- Lesson Plans
- Vocabulary Words
- YouTube Links
- Classroom Guidelines
- Daily Schedule
- Research Links
- Forms and Information
- Photo Album
- Katy Henry's Profile
- Educational Websites

Welcome to Mrs. Henry's 6th Grade English Language Arts!

I'm Mrs. Katy Henry and I am so happy you are in my class! I love being a teacher and I truly believe it is my calling in life. I'm excited to share my passion and energy with you this year. This is my fifth year at Andover Middle School and I am so excited to have both of my daughters close every day - Skylar is a 7th grader here at AMS and Baylor is a freshman at AMS. Both Baylor and Skylar are involved in theatre classes and love to read, create, and be with friends and family. Brian and I have been married since 2003 and moved to the Wichita/Andover/Circle school district area in 2007. As a family, we love to watch Coach Henry at Circle High School with his Lady T-birds on the basketball court and golf course. We also love to play games, read, travel, and anything else to make memories. We love visiting our extended families and serving with our church family at River CC. I know that family and faith are the most important things in life, and I believe that being a teacher allows me to model this for students as they teach me too! I want to never tire of doing what is good as I strive to make it known that we are each wonderfully made. Please don't hesitate to reach out as we enjoy 2019-2020 together!

CONFERENCE TIME

If you need to see me in person or need to contact me, please contact me to set up a time. I can be reached through email at henryk@usd385.org or 248-4110 ext. 604.

Katy Henry Pages

- Lesson Plans
- Vocabulary Words
- YouTube Links
- Classroom Guidelines
- Daily Schedule
- Research Links
- Forms and Information
- Photo Album
- Katy Henry's Profile
- Educational Websites

August 2019

Sun	Mon	Tue	Wed	Thu	Fri	Sat
1	2	3	4	5	6	7
8	9	10	11	12	13	14
15	16	17	18	19	20	21
22	23	24	25	26	27	28
29	30	31				

Contact Katy Henry

RESOURCE PAGE – SPECIFIC TO English Language Arts

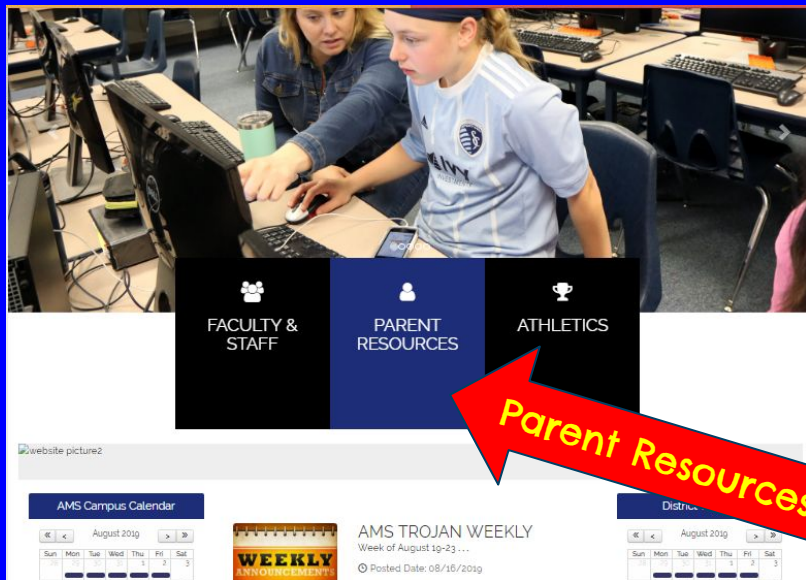
Each icon is
linked to
resources used
in class.

**If a link is not
active, it is not
available yet.

**If a page looks
unfinished, the unit
is most likely
in-progress!



AMS Home Page - Getting Homework When Absent



Resources Pages

[Announcements](#)

[What do you need to know on your first day at AMS?](#)

[DAILY SCHEDULE GUIDE FOR 8th GRADERS](#)

[HOW TO OPEN A LOCKER](#)

[LUNCH PROCEDURES VIDEO](#)

[6th Grade Orientation Pages](#)

[WEB Program at AMS](#)

[School Supplies List](#)

[AMS Fee Schedules-Grades 6, 7, 8](#)

[Emergency Safety Intervention](#)

[Kansas School Safety Hotline](#)

[Bus Note](#)

[Pre-Planned Absence Form](#)

[Athletic Pass Form](#)

[Bell Schedule](#)

[Breakfast & Lunch Menus](#)

Here, you can find several resources – including the forms needed if you are going to be absent.

If a student is absent **ONE** day, they should check the teacher's website and/or upon their return, pick up their work from the absent work bin.



If a student is absent **TWO or more days**, parents can contact the office and request homework be sent home. Please call before 10:00am to allow teachers time to gather work.



Typically...

Students will receive **TWO days** to make up their work **for each day they are gone**. This, however, only applies if they are absent for 1-2 days. Beyond that, special arrangements need to be made between the student and teacher.

The policy is different for pre-planned (vacation) absences!

Pre-planned Absences

Parent Resource
Page

Resources Pages

Announcements

What do you need to know on your first day at AMS?

DAILY SCHEDULE GUIDE FOR 6th GRADERS

HOW TO OPEN A LOCKER

LUNCH PROCEDURES VIDEO

VACATION POLICY

Posted Date: 08/04/2016

If your student is going to be gone more than two days, the office & this website has a pre-planned vacation form (form may be found under Quick Links in the right sidebar or Resources section of the AMS website). This form must be filled out, signed by a parent, turned into the office at least a week before the time of leave and approved by Mrs. Regier. A homework sheet will be given to your student to take to their teachers one week in advance of the beginning of the absence. All homework assigned during a vacation, is due upon the students return to school.

Emergency Safety Intervention

Kansas School Safety Hotline

Bus Note

Pre-Planned Absence Form

Athletic Pass Form

Bell Schedule

Breakfast & Lunch Menus

Form to
complete before
the absence

DISTRICT CAMPUS

ANDOVER

MIDDLE SCHOOL



Resources / Pre-Planned Absence Form

Pre-Planned Absence Form

Please provide the following information to assist the AMS Office in regard to your pre-planned absence of at least 2 days.
FORM MUST BE SUBMITTED TO THE OFFICE AT LEAST 1 WEEK IN ADVANCE OF ABSENCE.

Reason for Absence: *

Phone: *
----*--*--*

Dates of Planned Absence: *

How many days has the student been absent due to other trips during this semester? *

I understand that it is my child's responsibility to pick up this approved form from the office for make-up work, and that certain activities and lessons may be impossible to make up such as field trips, labs, guest speakers, class discussions, etc. All homework assigned during a pre-planned absence is due upon the student's return to school. *

☐ Yes

Parent/Guardian Signature: * Parent's Email: * Date: *
08/18/2019

FOR OFFICE USE ONLY

In order to get homework before vacation, parents complete this form and students get homework that is due upon their return.

Thanks so much!

This presentation covered:

- **how get to the AMS website,**
- **how to find your child's teacher,**
- **how to access the lesson plans,**
- **what to do if your student needs any work they have missed**
- **what to do if you know your child will miss school**