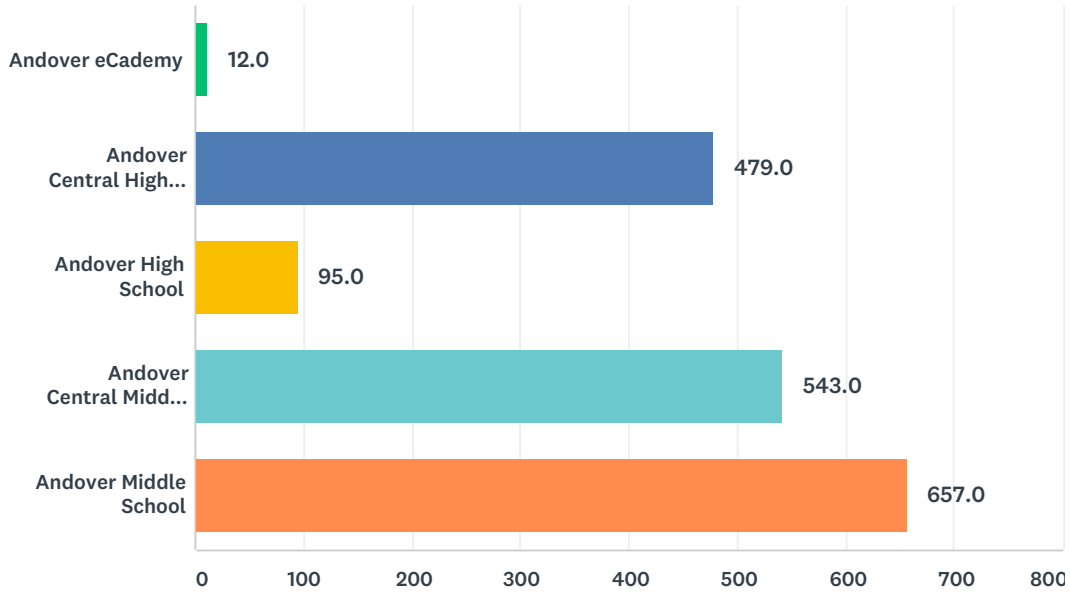


Q1 Which school do you attend?

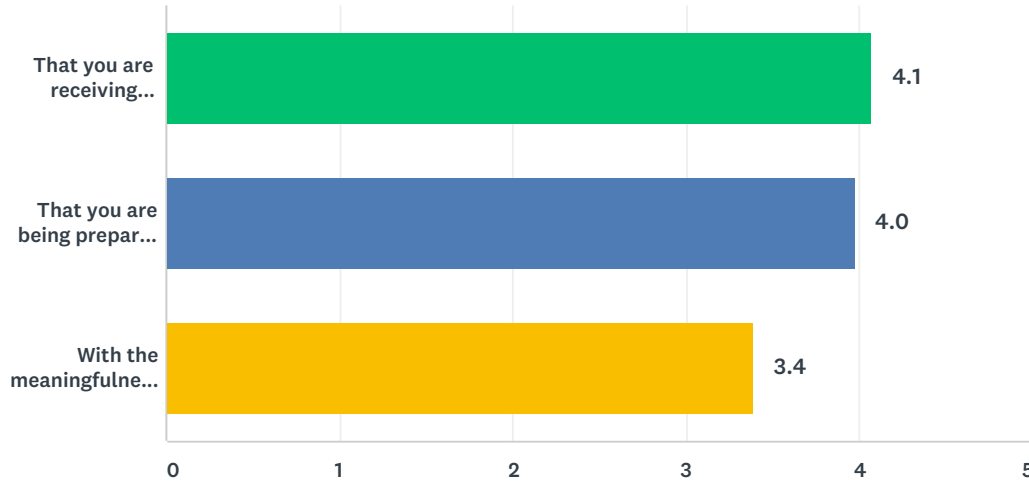
Answered: 1,786 Skipped: 0



| ANSWER CHOICES | RESPONSES | |
|-------------------------------|-----------|--------------|
| Andover eCademy | 0.67% | 12 |
| Andover Central High School | 26.82% | 479 |
| Andover High School | 5.32% | 95 |
| Andover Central Middle School | 30.40% | 543 |
| Andover Middle School | 36.79% | 657 |
| TOTAL | | 1,786 |

Q3 How satisfied are you...

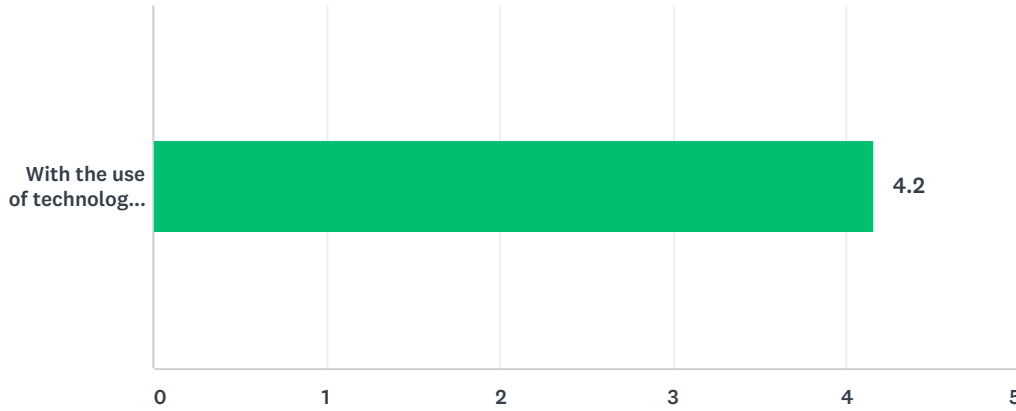
Answered: 1,757 Skipped: 29



| | VERY DISSATISFIED | DISSATISFIED | DON'T KNOW/UNAWARE | SATISFIED | VERY SATISFIED | TOTAL | WEIGHTED AVERAGE |
|---|-------------------|---------------|--------------------|-----------------|----------------|-------|------------------|
| That you are receiving quality instruction and making adequate progress? | 1.31% 23 | 3.25% 57 | 6.73% 118 | 64.82% 1,137 | 23.89% 419 | 1,754 | 4.07 |
| That you are being prepared for the next level of education? (Middle – Ready for the next grade level? Secondary – College and Career Ready?) | 1.77% 31 | 6.18% 108 | 11.38% 199 | 54.86% 959 | 25.80% 451 | 1,748 | 3.97 |
| With the meaningfulness and relevance of the homework you are assigned? | 6.70% 117 | 19.63% 343 | 15.34% 268 | 44.99% 786 | 13.34% 233 | 1,747 | 3.39 |

Q4 How satisfied are you...

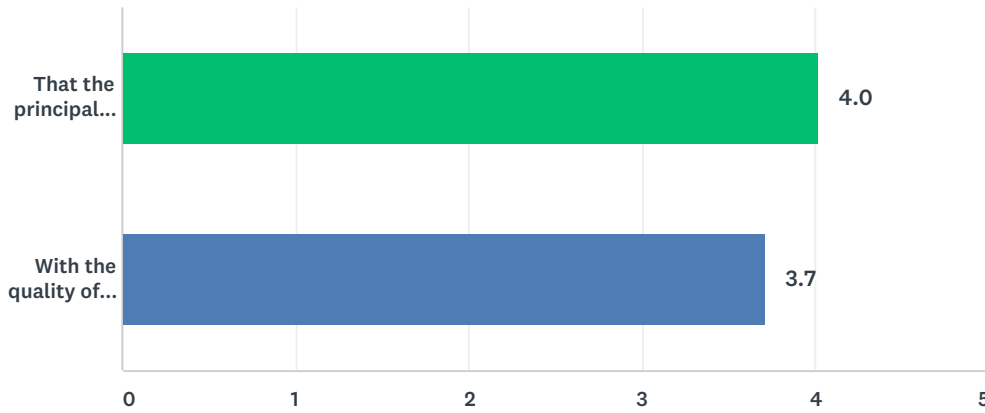
Answered: 1,755 Skipped: 31



| | VERY DISSATISFIED | DISSATISFIED | DON'T KNOW/UNAWARE | SATISFIED | VERY SATISFIED | TOTAL | WEIGHTED AVERAGE |
|--|-------------------|--------------|--------------------|---------------|----------------|-------|------------------|
| With the use of technology to help you learn in class? | 2.11% 37 | 6.27% 110 | 5.93% 104 | 46.04% 808 | 39.66% 696 | 1,755 | 4.15 |

Q5 How satisfied are you...

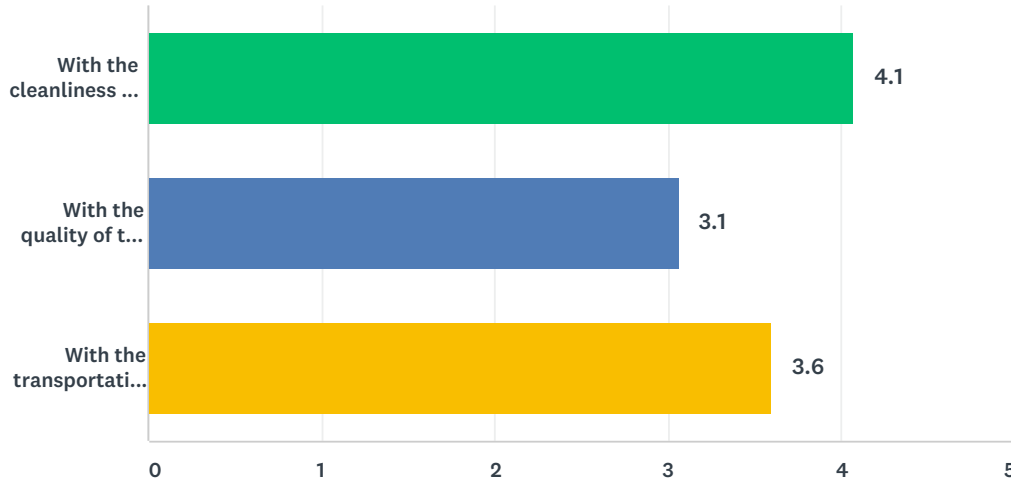
Answered: 1,747 Skipped: 39



| | VERY DISSATISFIED | DISSATISFIED | DON'T KNOW/UNAWARE | SATISFIED | VERY SATISFIED | TOTAL | WEIGHTED AVERAGE |
|--|-------------------|---------------|--------------------|---------------|----------------|-------|------------------|
| That the principal maintains high expectations and promotes a culture of excellence? | 2.35% 41 | 5.04% 88 | 14.38% 251 | 45.16% 788 | 33.07% 577 | 1,745 | 4.02 |
| With the quality of school policies and practices? | 4.02% 70 | 11.42% 199 | 15.33% 267 | 48.16% 839 | 21.07% 367 | 1,742 | 3.71 |

Q6 How satisfied are you...

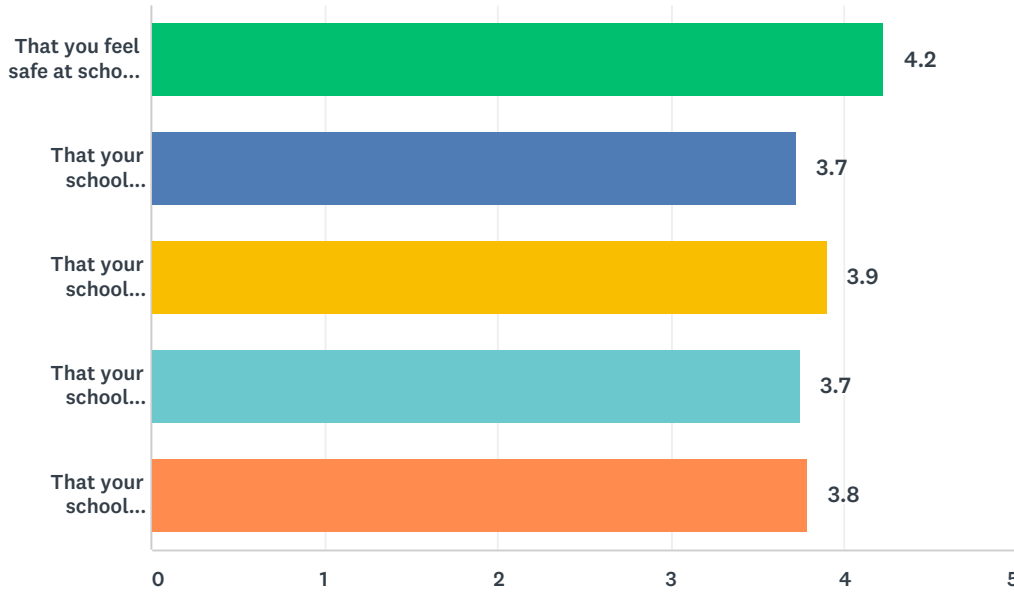
Answered: 1,742 Skipped: 44



| | VERY DISSATISFIED | DISSATISFIED | DON'T KNOW/UNAWARE | SATISFIED | VERY SATISFIED | TOTAL | WEIGHTED AVERAGE |
|---|-------------------|---------------|--------------------|---------------|----------------|-------|------------------|
| With the cleanliness and upkeep of the inside and outside of the school? | 2.01% 35 | 7.46% 130 | 7.86% 137 | 46.96% 818 | 35.71% 622 | 1,742 | 4.07 |
| With the quality of the food served in the cafeteria? | 12.96% 225 | 19.53% 339 | 27.30% 474 | 28.63% 497 | 11.58% 201 | 1,736 | 3.06 |
| With the transportation services (even if you only ride the bus during field/activity trips)? | 5.13% 89 | 10.95% 190 | 22.25% 386 | 42.48% 737 | 19.19% 333 | 1,735 | 3.60 |

Q7 How satisfied are you...

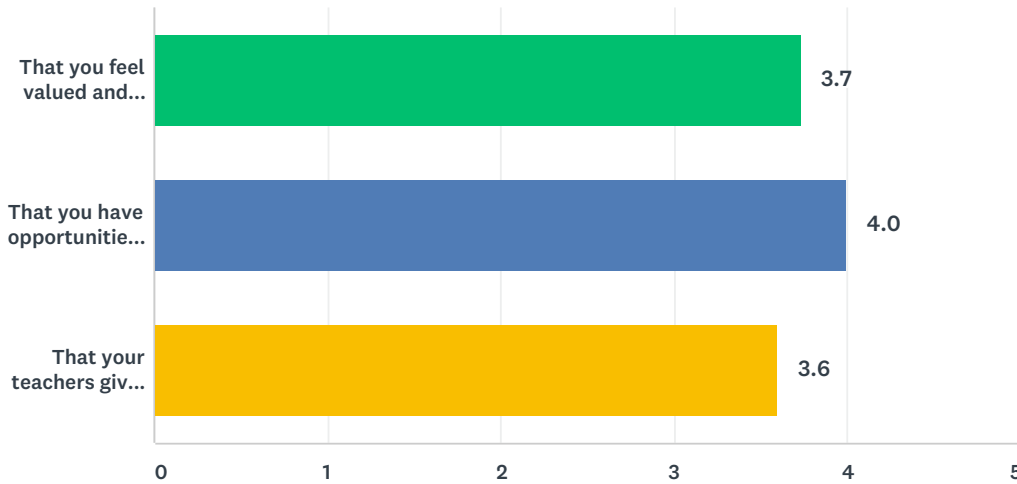
Answered: 1,738 Skipped: 48



| | VERY DISSATISFIED | DISSATISFIED | DON'T KNOW/UNAWARE | SATISFIED | VERY SATISFIED | TOTAL | WEIGHTED AVERAGE |
|---|-------------------|---------------|--------------------|---------------|----------------|-------|------------------|
| That you feel safe at school and school-related events? | 1.50% 26 | 3.92% 68 | 7.03% 122 | 45.42% 788 | 42.13% 731 | 1,735 | 4.23 |
| That your school adequately addresses bullying? | 5.08% 88 | 11.48% 199 | 16.68% 289 | 39.87% 691 | 26.89% 466 | 1,733 | 3.72 |
| That your school adequately addresses drug and alcohol education? | 3.99% 69 | 8.56% 148 | 14.99% 259 | 38.60% 667 | 33.85% 585 | 1,728 | 3.90 |
| That your school adequately addresses teaching character traits? | 3.12% 54 | 9.83% 170 | 18.32% 317 | 46.99% 813 | 21.73% 376 | 1,730 | 3.74 |
| That your school adequately addresses internet/social media safety? | 4.67% 81 | 9.28% 161 | 15.40% 267 | 43.43% 753 | 27.22% 472 | 1,734 | 3.79 |

Q8 How satisfied are you...

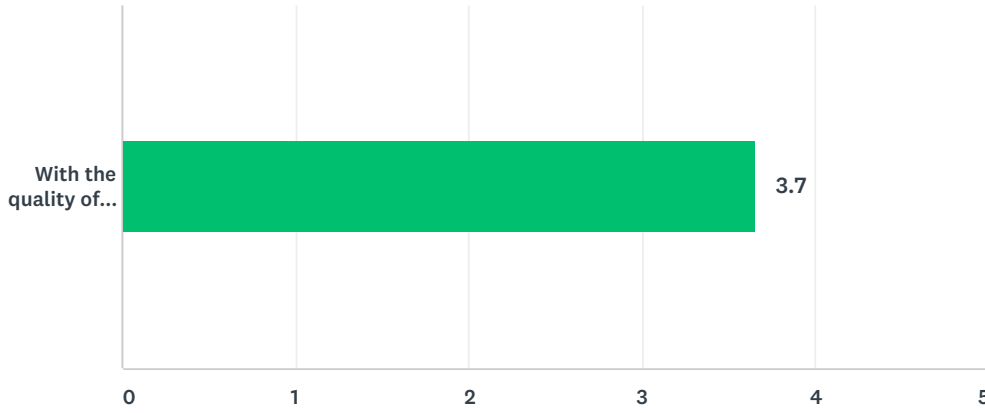
Answered: 1,736 Skipped: 50



| | VERY DISSATISFIED | DISSATISFIED | DON'T KNOW/UNAWARE | SATISFIED | VERY SATISFIED | TOTAL | WEIGHTED AVERAGE |
|--|-------------------|---------------|--------------------|---------------|----------------|-------|------------------|
| That you feel valued and connected to this school? | 4.55% 79 | 10.95% 190 | 14.06% 244 | 47.38% 822 | 23.05% 400 | 1,735 | 3.73 |
| That you have opportunities to be involved in the school? | 3.01% 52 | 7.47% 129 | 9.20% 159 | 47.63% 823 | 32.75% 566 | 1,728 | 4.00 |
| That your teachers give you praise and celebrate your successes? | 5.95% 103 | 12.60% 218 | 17.34% 300 | 43.93% 760 | 20.17% 349 | 1,730 | 3.60 |

Q9 How satisfied are you...

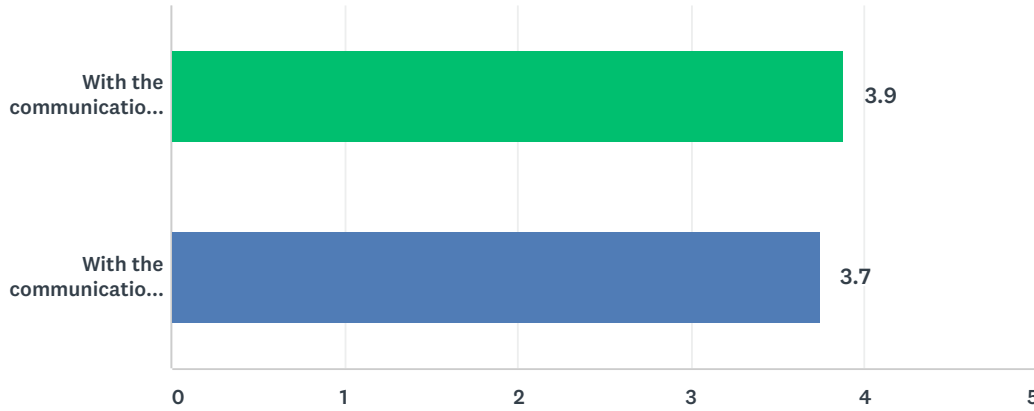
Answered: 1,735 Skipped: 51



| | VERY DISSATISFIED | DISSATISFIED | DON'T KNOW/UNAWARE | SATISFIED | VERY SATISFIED | TOTAL | WEIGHTED AVERAGE |
|--|-------------------|--------------|--------------------|---------------|----------------|-------|------------------|
| With the quality of customer service you receive from your school? | 3.23% 56 | 7.38% 128 | 28.70% 498 | 42.48% 737 | 18.21% 316 | 1,735 | 3.65 |

Q10 How satisfied are you...

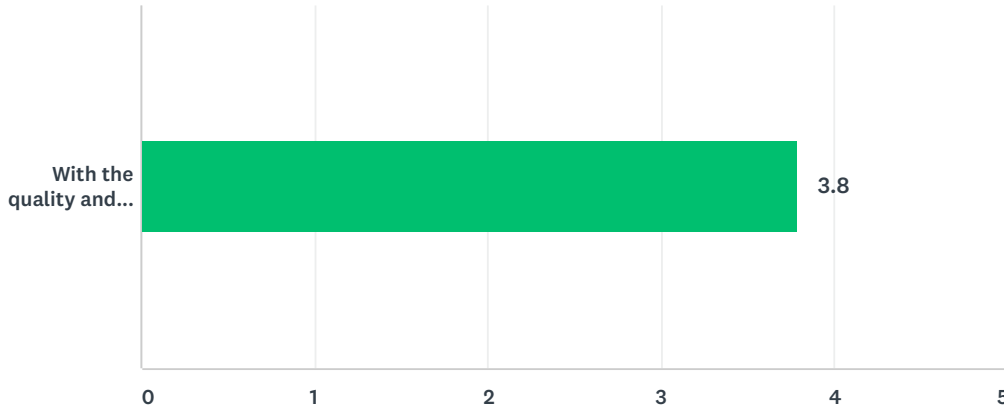
Answered: 1,734 Skipped: 52



| | VERY DISSATISFIED | DISSATISFIED | DON'T KNOW/UNAWARE | SATISFIED | VERY SATISFIED | TOTAL | WEIGHTED AVERAGE |
|--|-------------------|--------------|--------------------|---------------|----------------|-------|------------------|
| With the communication from your teacher(s)? | 2.19% 38 | 9.29% 161 | 10.39% 180 | 54.99% 953 | 23.14% 401 | 1,733 | 3.88 |
| With the communication from your school? | 3.01% 52 | 9.50% 164 | 16.91% 292 | 51.36% 887 | 19.22% 332 | 1,727 | 3.74 |

Q11 How satisfied are you...

Answered: 1,732 Skipped: 54



| | VERY DISSATISFIED | DISSATISFIED | DON'T KNOW/UNAWARE | SATISFIED | VERY SATISFIED | TOTAL | WEIGHTED AVERAGE |
|--|-------------------|---------------|--------------------|---------------|----------------|-------|------------------|
| With the quality and number of extracurricular programs? | 3.87% 67 | 10.33% 179 | 15.07% 261 | 44.05% 763 | 26.67% 462 | 1,732 | 3.79 |