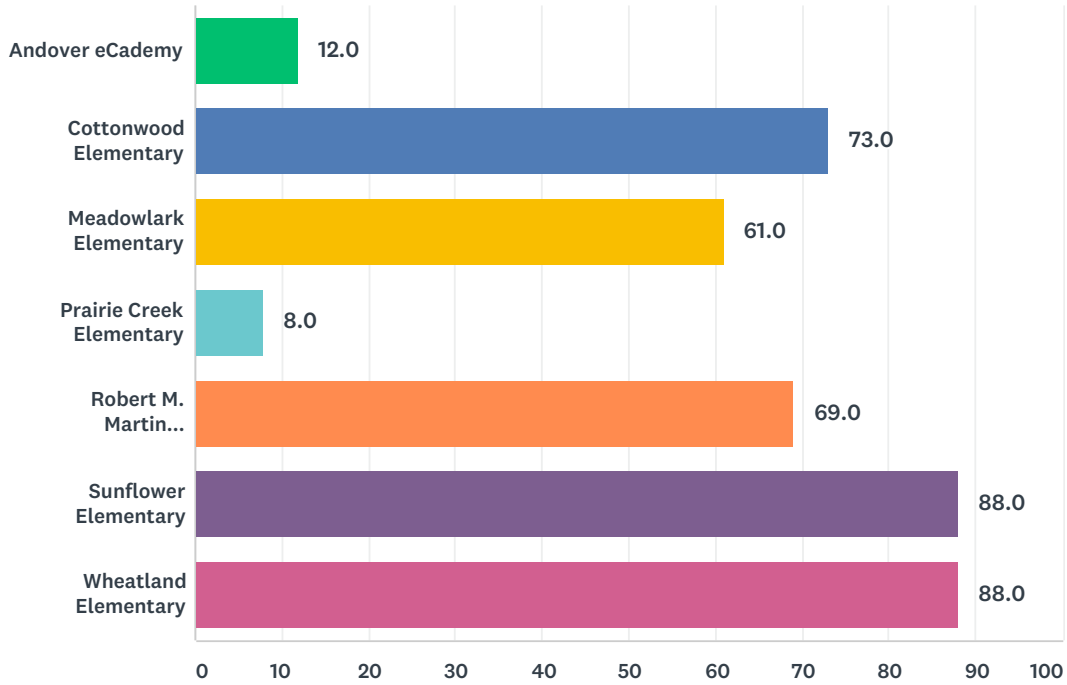


Q1 Which school do you attend?

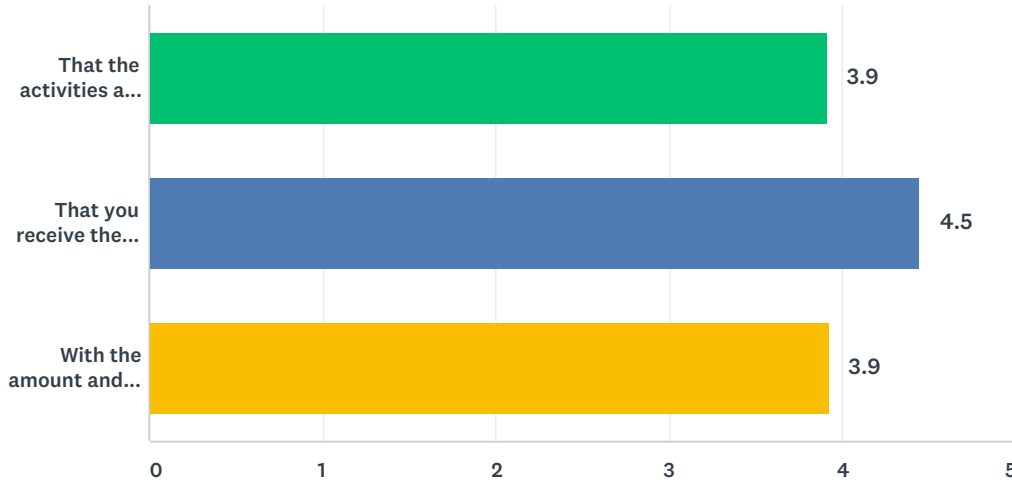
Answered: 399 Skipped: 0



ANSWER CHOICES	RESPONSES	
Andover eCademy	3.01%	12
Cottonwood Elementary	18.30%	73
Meadowlark Elementary	15.29%	61
Prairie Creek Elementary	2.01%	8
Robert M. Martin Elementary	17.29%	69
Sunflower Elementary	22.06%	88
Wheatland Elementary	22.06%	88
TOTAL		399

Q3 How satisfied are you...

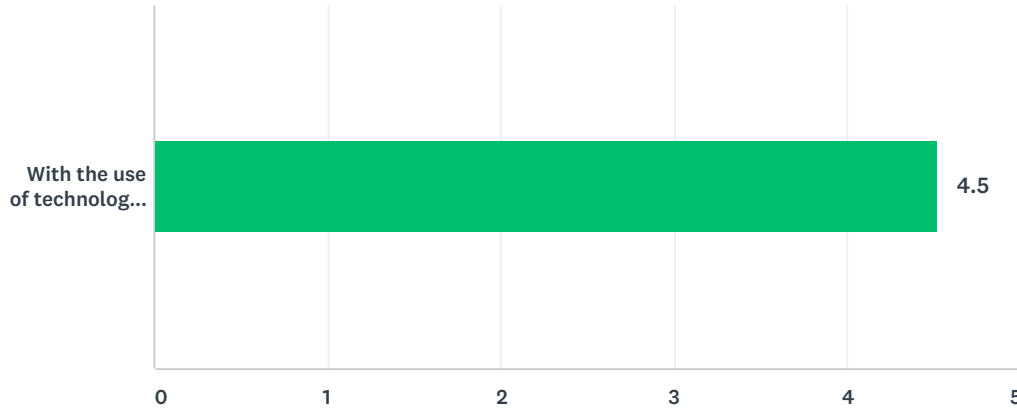
Answered: 378 Skipped: 21



	VERY DISSATISFIED	DISSATISFIED	DON'T KNOW/UNAWARE	SATISFIED	VERY SATISFIED	TOTAL	WEIGHTED AVERAGE
That the activities and assignments in class are interesting and make you want to learn more?	1.59% 6	5.84% 22	11.94% 45	61.54% 232	19.10% 72	377	3.91
That you receive the help you need in order to be successful?	0.27% 1	1.07% 4	7.22% 27	36.36% 136	55.08% 206	374	4.45
With the amount and meaningfulness of the homework you are assigned?	5.60% 21	6.93% 26	10.93% 41	42.93% 161	33.60% 126	375	3.92

Q4 How satisfied are you...

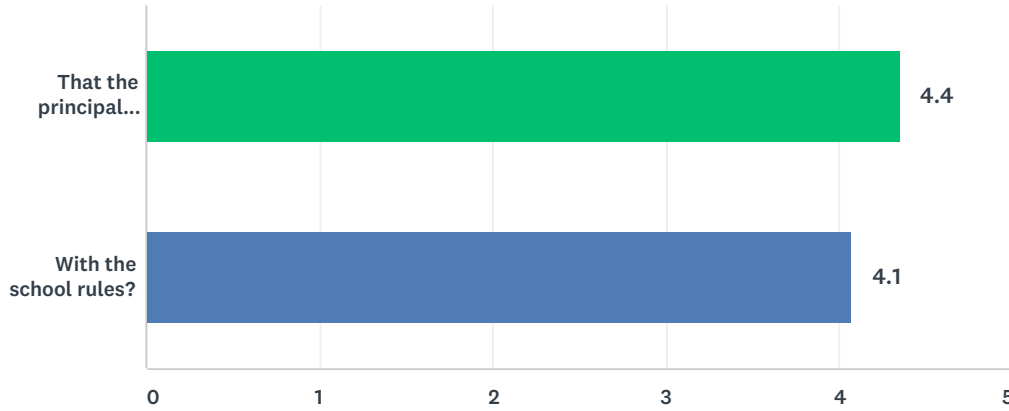
Answered: 378 Skipped: 21



	VERY DISSATISFIED	DISSATISFIED	DON'T KNOW/UNAWARE	SATISFIED	VERY SATISFIED	TOTAL	WEIGHTED AVERAGE
With the use of technology to help you learn in class?	1.06% 4	1.85% 7	3.44% 13	31.75% 120	61.90% 234	378	4.52

Q5 How satisfied are you...

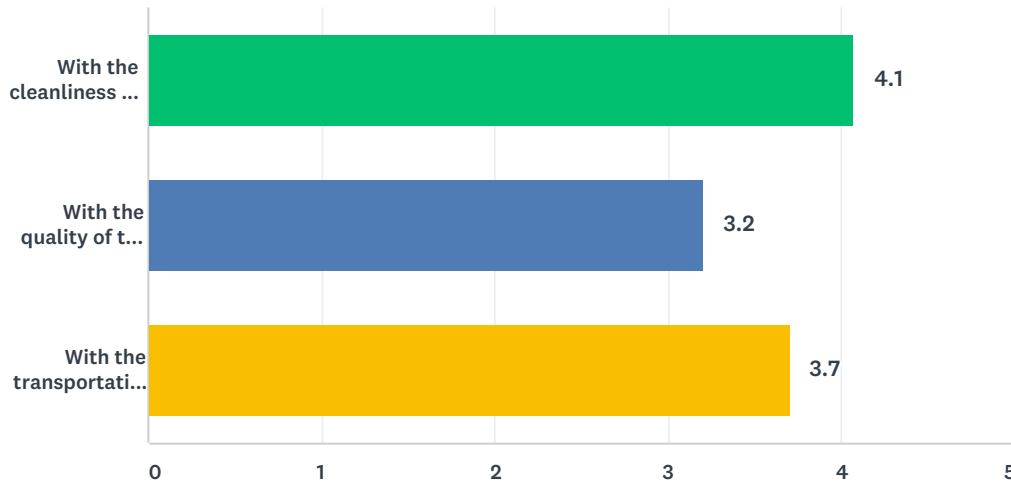
Answered: 377 Skipped: 22



	VERY DISSATISFIED	DISSATISFIED	DON'T KNOW/UNAWARE	SATISFIED	VERY SATISFIED	TOTAL	WEIGHTED AVERAGE
That the principal expects you to do your best in your work and behavior every day?	1.07% 4	1.60% 6	7.22% 27	41.18% 154	48.93% 183	374	4.35
With the school rules?	1.07% 4	6.95% 26	8.29% 31	51.34% 192	32.35% 121	374	4.07

Q6 How satisfied are you...

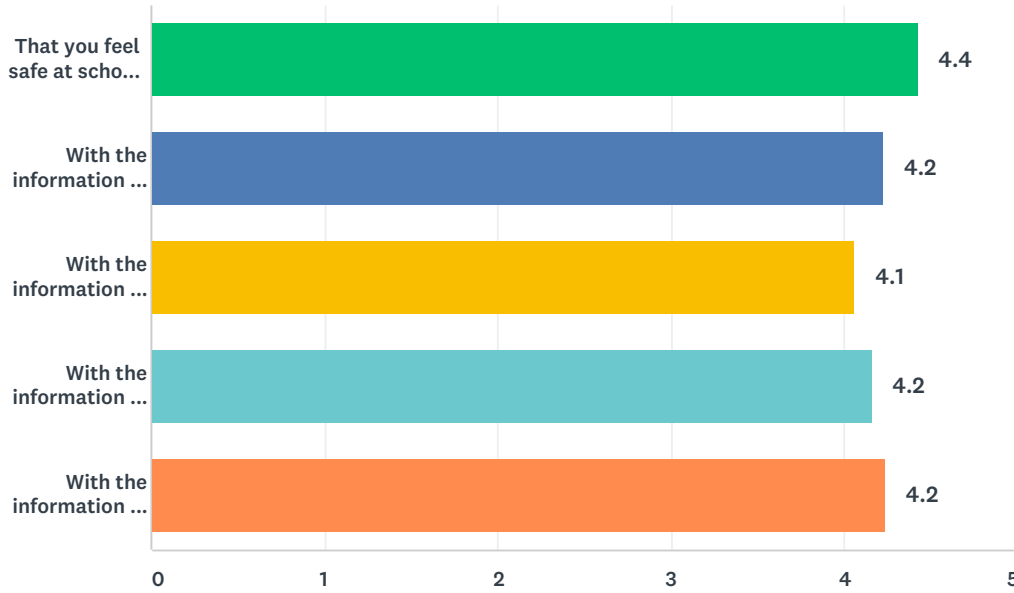
Answered: 375 Skipped: 24



	VERY DISSATISFIED	DISSATISFIED	DON'T KNOW/UNAWARE	SATISFIED	VERY SATISFIED	TOTAL	WEIGHTED AVERAGE
With the cleanliness and upkeep of the inside and outside of the school (including playground)?	0.53% 2	9.87% 37	8.53% 32	44.53% 167	36.53% 137	375	4.07
With the quality of the food served in the cafeteria?	12.03% 45	21.39% 80	18.45% 69	31.28% 117	16.84% 63	374	3.20
With the transportation services (even if you only ride the bus during field trips)?	6.43% 24	11.80% 44	13.67% 51	41.82% 156	26.27% 98	373	3.70

Q7 How satisfied are you...

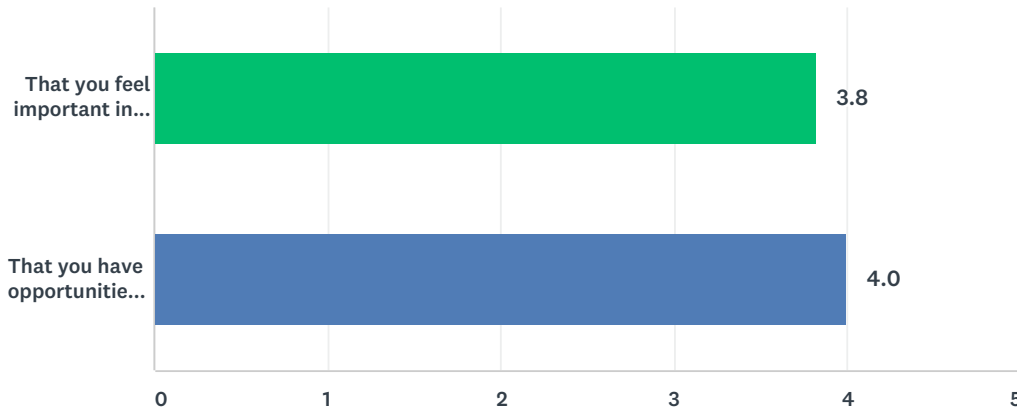
Answered: 375 Skipped: 24



	VERY DISSATISFIED	DISSATISFIED	DON'T KNOW/UNAWARE	SATISFIED	VERY SATISFIED	TOTAL	WEIGHTED AVERAGE
That you feel safe at school and school-related events?	1.07% 4	2.40% 9	4.27% 16	38.13% 143	54.13% 203	375	4.42
With the information you learn about bullying?	1.60% 6	3.47% 13	8.27% 31	44.00% 165	42.67% 160	375	4.23
With the information you learn about drug and alcohol education?	2.41% 9	6.17% 23	16.35% 61	33.51% 125	41.55% 155	373	4.06
With the information you learn about character traits?	1.34% 5	4.01% 15	9.63% 36	47.86% 179	37.17% 139	374	4.16
With the information you learn about internet/social media safety?	1.33% 5	4.80% 18	9.33% 35	37.60% 141	46.93% 176	375	4.24

Q8 How satisfied are you...

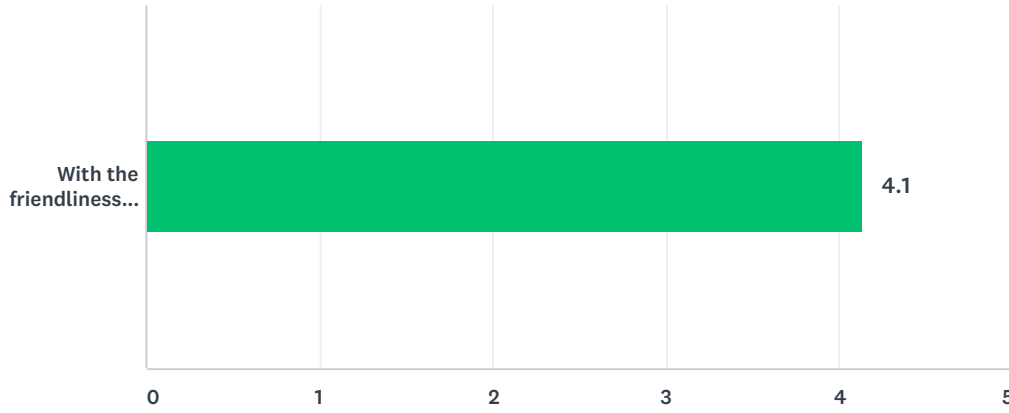
Answered: 372 Skipped: 27



	VERY DISSATISFIED	DISSATISFIED	DON'T KNOW/UNAWARE	SATISFIED	VERY SATISFIED	TOTAL	WEIGHTED AVERAGE
That you feel important in this school?	5.66% 21	8.89% 33	15.36% 57	38.27% 142	31.81% 118	371	3.82
That you have opportunities to be involved in the school (ex: STUCO, assemblies, announcements, etc.)?	4.03% 15	7.26% 27	13.98% 52	34.41% 128	40.32% 150	372	4.00

Q9 How satisfied are you...

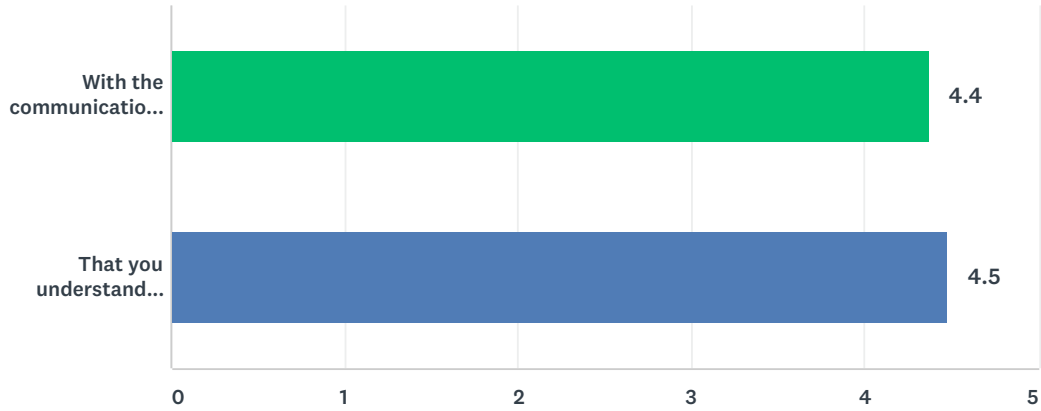
Answered: 372 Skipped: 27



	VERY DISSATISFIED	DISSATISFIED	DON'T KNOW/UNAWARE	SATISFIED	VERY SATISFIED	TOTAL	WEIGHTED AVERAGE
With the friendliness and helpfulness you receive from your school?	1.61% 6	6.72% 25	8.33% 31	43.82% 163	39.52% 147	372	4.13

Q10 How satisfied are you...

Answered: 371 Skipped: 28



	VERY DISSATISFIED	DISSATISFIED	DON'T KNOW/UNAWARE	SATISFIED	VERY SATISFIED	TOTAL	WEIGHTED AVERAGE
With the communication from your teacher(s)?	0.27% 1	2.17% 8	6.50% 24	42.55% 157	48.51% 179	369	4.37
That you understand classroom rules and expectations?	0.27% 1	1.08% 4	4.05% 15	39.19% 145	55.41% 205	370	4.48