

KINDERGARTEN

AMI PACKET

DAY 3

Parents/Guardians,

As an alternate method of instruction, the Cedar Ridge School District has prepared the attached packet. This packet is to be completed on the FIRST day we are out of school due to inclement weather or any other emergency circumstance.

These learning activities are previously taught lessons that students may need more practice. Please have your child complete this packet and return it to school.

Sincerely,

Cedar Ridge School District

Directions: Today your child will form each lowercase letter of the alphabet correctly.

Use the “Language Prompts for Movement Patterns to Form Letters” sheet to guide your child as he/she writes each letter.

It is very important that each letter begin at the top as it is formed.

Language Prompts for Movement Patterns to Form Letters

Note: "down" is for a short line; "dow . . . n" is for a long line

A - slant down, slant down, across	a - over, around, and down
B - down, up around, around	b - dow . . . n, up and around
C - over, around and open	c - over, around and open
D - down, up, around	d - over, around, u . . . p, and down
E - down, across, across, across	e - across, over, around and open
F - down, across, across	f - over, dow . . . n, across
G - over, around, across	g - over, around, dow . . . n, and curve
H - down, down, across	h - dow . . . n, up and over
I - down, across, across	I - down, dot
J - down, curve, across	j - down, curve, dot
K - down, slant in, slant out	k - down, slant in, slant out
L - down, across	l - dow . . . n
M - down, slant down, slant up, down	m - down, up, over, up, over
N - down, slant down, up	n - down, up, over
O - over around, close	o - over, around, close
P - down, up, around	p - dow . . . n, up, around
Q - over, around, close, slant out	q - over, around, down, up
R - down, up, around, slant out	r - down, up, curve
S - over, around, curve	s - over, around, curve
T - down, across	t - dow . . . n, across
U - down, curve up	u - down, curve up, down
V - slant down, slant up	v - slant down, slant up
W - slant down, slant up, slant down, slant up	w - slant down, slant up, slant down, slant up
X - slant down, slant across	x - slant down, slant across
Y - slant down, slant up, down	y - slant down, slant dow . . . n
Z - across, slant down, across	z - across, slant down, across

Name: _____ Date: _____ Class: _____

Handwriting practice lines consisting of solid top and bottom lines with a dashed midline for letter height guidance. The page contains 15 sets of these three-line guides.

Write a sentence or two about your day. What did you do today? Tell about your day.

Draw a picture to go with your story.

Be sure to stretch out words that have one syllable like these: van, team

Listen to the sounds as you stretch the word. Write the letter(s) for each sound you hear.

Be sure to clap words with two or more syllables like these: vacation, happy

Listen to the sounds in each part and write the letters for those sounds.

Start each sentence with a capital letter. End each sentence with the correct punctuation.


Vicki had 6 tomato plants and 9 pepper plants in her garden. How many plants did Vicki have in her garden?

Name : _____ Class : _____

Size

Taller or shorter

1.




Linda Larry

Linda ☐

Larry ☐

Who is taller ?

2.



A


B

A ☐

B ☐

Which cactus plant is shorter ?

3.



A


B

A ☐

B ☐

Which mushroom is taller ?

4.



A

B

A ☐

B ☐


Which building is shorter?

Name _____

Letters of the Alphabet

Going Nuts!

DIRECTIONS: Color each nut with a matching letter pair.





Name: _____

Reading Comprehension

Directions: Read the text 3 times for fluency and color the stars.

The little boy has a
cowboy hat.
He likes his cowboy hat.
He will wear his hat to
school.



1. What does the little boy have?

2. He likes his _____.

- a. cowboy hat c. boots
- b. shirt

3. He will wear his hat to _____.

- a. his friends house
- b. school
- c. the park