




# Online Registration

Login

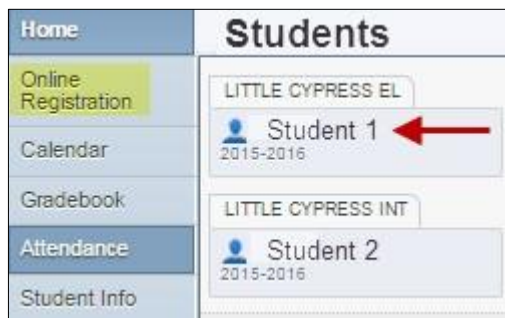
Steps to Register  
Verify Steps  
Submit

## Inside LCM Skyward Home Page

1. Go to <http://www.lcmcisid.org> our District website.
2. Under the **Inside LCM** menu, click **Skyward Family Access**.
3. Enter your username and password that was mailed to you (contact School office if you did not receive it)
4. From the left navigation menu on the Home page in Skyward, click Online Registration.

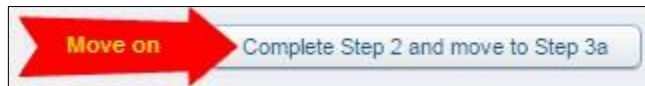


## Online Registration Steps



- Step 1:** Click the link for **Directions** to complete this process.
- Step 2: Welcome Letter** – read & type your name for the Signature. Then use the correct Date format to move on.

\*Signature:  \*Date:



- Step 3: Verify Student Information** – (**Optional**) if this has been completed last year, you may skip by clicking on Step 4.

## Online Registration Steps (Continued)

**Step 4: Health History** – (**Required**) The information you provide is confidential and will only be communicated to LCMCISD personnel who serve your child. If changes occur, please notify the school nurse or update this information online under this category.

## Verifying Steps & Submit Online Registration

**Steps 5 – 9 or 10:** As you move through the process, you will see green checks to verify that you have completed each step. You will not be able to proceed, if a required section was omitted. (Step 1 and 3 is optional) →

(LITTLE CYPRESS EL 2015-2016)

✘ You have **not completed** Online Registration for [redacted] for the 2015-2016 in LITTLE CYPRESS EL.

✔ Your changes have been **saved**.

**Skyward automatically logs you out if idle too long.**  
**To return click "Go back to complete steps"**

Go back to complete steps ←

1. Click here for Directions/How To
2. Welcome to Online Registration  
✔ Completed 04/15/2015 10:51am
3. Verify Student Information  
✔ Completed 04/15/2015 11:16am
  - ✔ a. Student Information
  - ✔ b. Family Address

**Step 10 or 11: Submit Online Registration** – this screen will show a date and time stamp for all steps and let you know they are completed. To finalize Online Registration, you need to click the Submit Online Registration button.

→