



Valley Stream 30

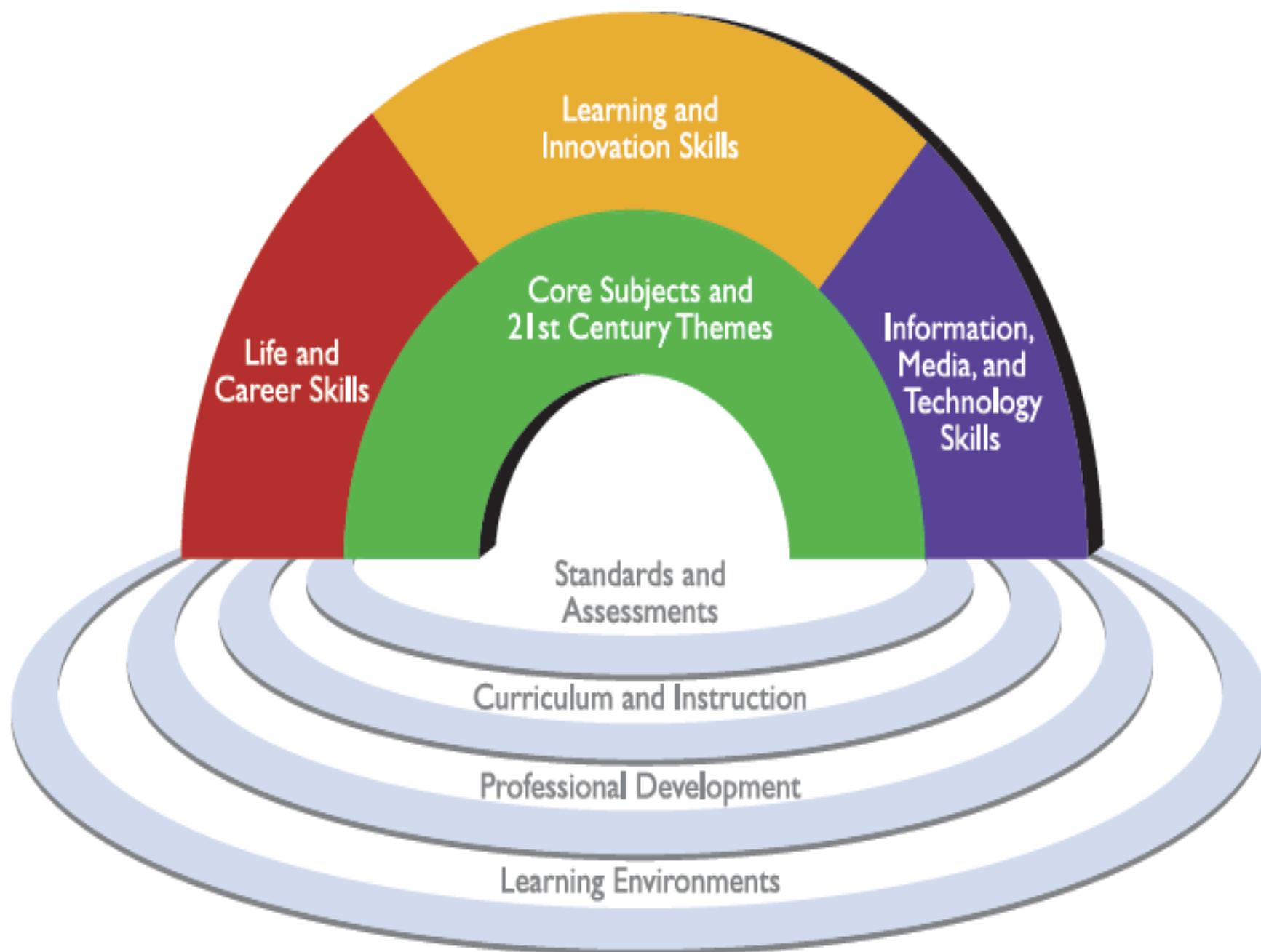
Enrichment and Parent Communication



21st Century Strategic Planning Goal

Goal Statement: Students in Valley Stream District #30 will develop the skills which are needed for their learning, social and economic success in the 21st century.

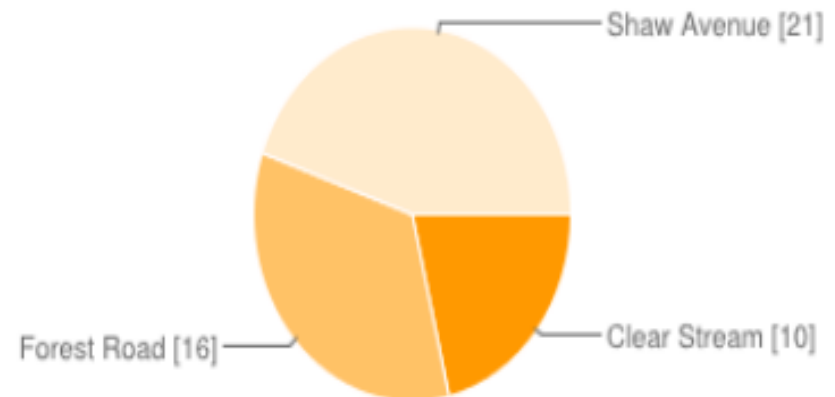
Accountability Measure: By 2015, through a locally-developed survey, VS30 staff and parents will demonstrate a knowledge and understanding of the types of skills which have been identified as important for students living and working in the 21st century.



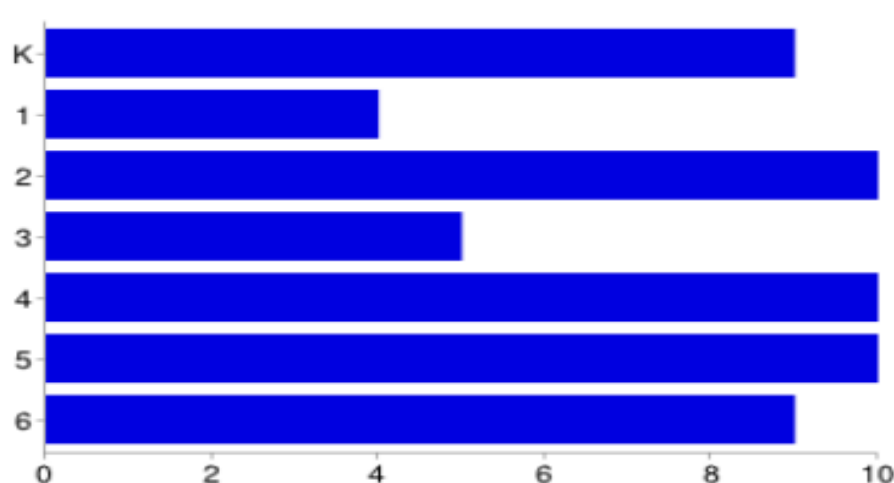
Participation for the Strategic Planning Surveys for 21st Century, Enrichment, and Parent Communication

48 Parents Responded
112 Staff Responded

Which school does your child (children) attend?



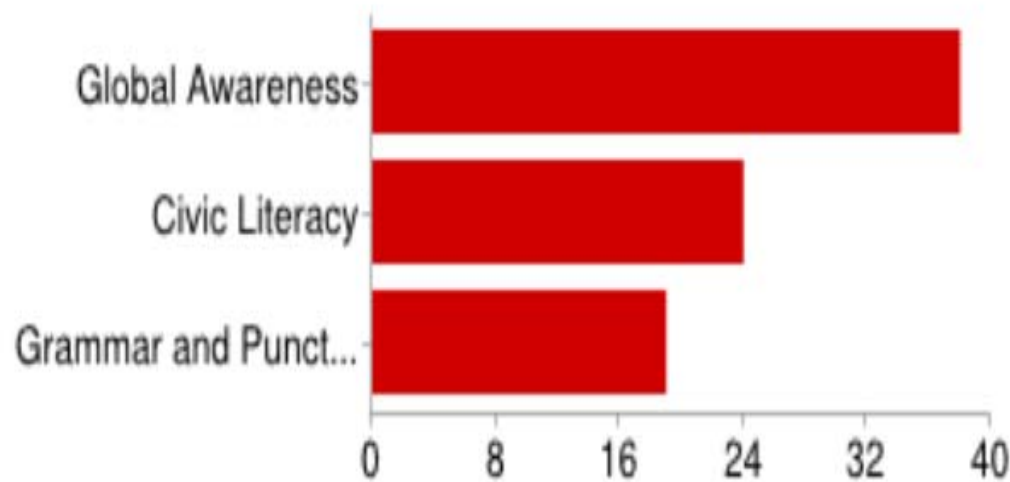
What is your child's (children's) current grade level?



K	9	19%
1	4	8%
2	10	21%
3	5	10%
4	10	21%
5	10	21%
6	9	19%

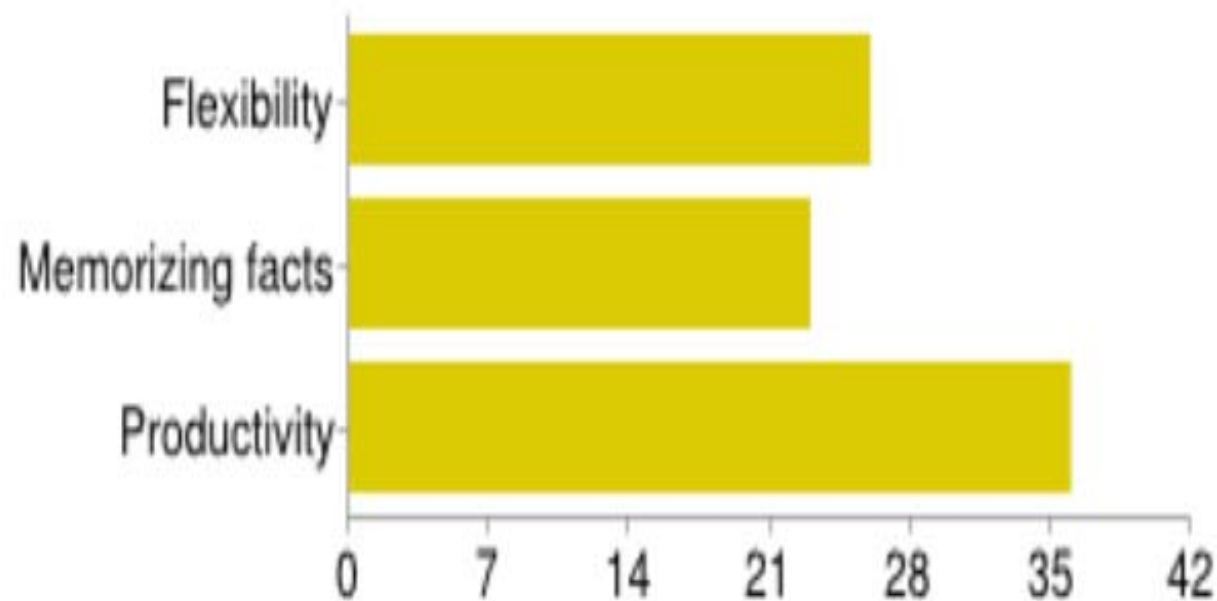
Results from VS 30 Parent Survey on 21st Century Learning

Which of the following are examples of 21st Century Learning themes?



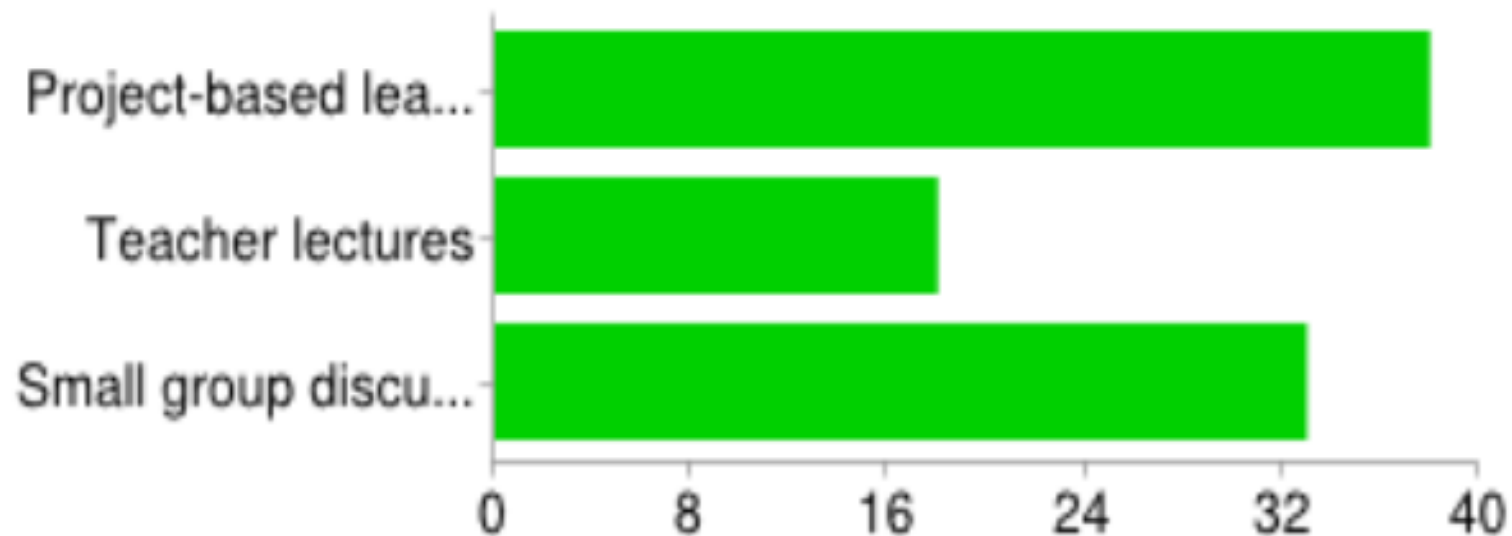
Global Awareness	38	79%
Civic Literacy	24	50%
Grammar and Punctuation	19	40%

Which of the following are examples of 21st Century skills?



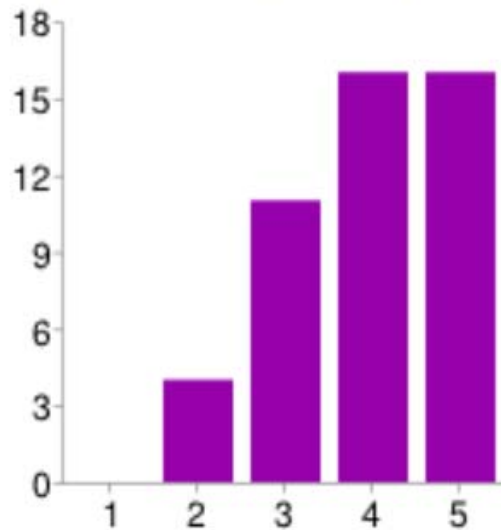
Flexibility	26	54%
Memorizing facts	23	48%
Productivity	36	75%

Which of the following are components of a 21st Century classroom?



Project-based learning activities	38	79%
Teacher lectures	18	38%
Small group discussions	33	69%

My child is given opportunities to solve problems and think critically in school.



1	0	0%
2	4	8%
3	11	23%
4	16	33%
5	16	33%

Please share an example:

The MyMath curriculum always includes word problems.

She is given grade level classes

do not have example

He attends Math Olympiad sessions after school where they do problem solving.

Social studies project about uno

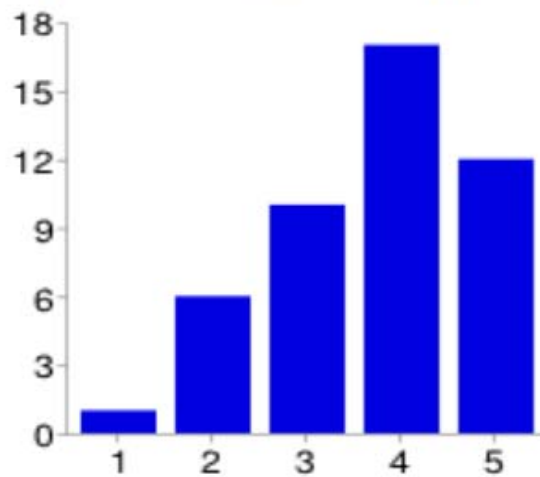
The EngageNY math student workbooks offer students real-world examples of applying mathematics.

If those common core assignments are to help develop critical thinking skills then as a parent I don't see it but I'm not sure what the teachers assessments are about critical thinking skills.

Math homework dealing with word problems

Unfortunately, the large student to teacher ratio does not afford the opportunity for teachers to have valuable time to challenge EACH child in the way that it would in the private sector.

My child is given opportunities to work with technology and media in school.



1	1	2%
2	6	13%
3	10	21%
4	17	35%
5	12	25%

Please share an example:

Goes to computer lab

I know there's a technology lab but my child has never mentioned having much of any interaction with a desktop computer.

Practice ELA test on the computer

Not enough opportunities.

She has worked with computers

He is currently working with a group preparing a play and he is responsible for keyboarding and for uploading to the internet

Spending time in the computer lab and integrating learning with iPads and smart boards.

eSpark

Uses computers and ipads

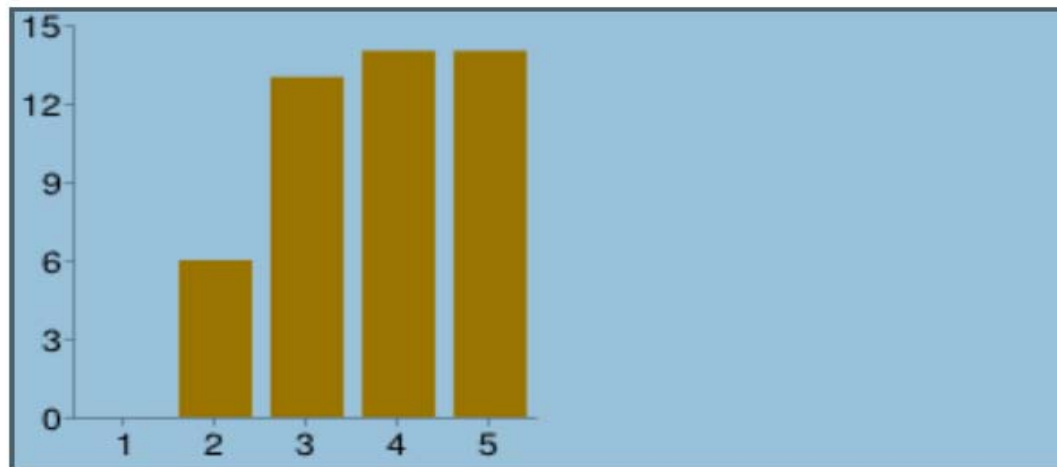
UNO social studies project

Use of ipads in the classroom

Computers

My children uses iPad's and Computers for Math. They also, uses the Wii system in PE and during recess when there is inclement weather.

My child is given opportunities to communicate and collaborate in school.



1	0	0%
2	6	13%
3	13	27%
4	14	29%
5	14	29%

Please share an example:

Again, given large class sizes, children are just getting by. I do not feel that their learning is fully enriched.

My child has an opportunity to share things about themselves but I think in the classroom, It lacks collaborations among children in the curriculum. My child collaborates with other children outside the curriculum during free time which is great but I think I should be

incorporated more in the day to day classroom setting.

During in class activities I know they have some opportunities to speak in front of the class and I think that's good.

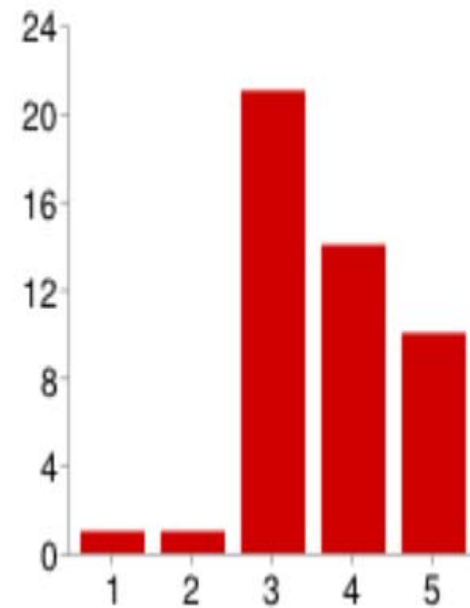
More opportunities for the mid-level students to shine.

She has been given grade level classes

Reading group is very communicative and collaborative.

Sharing ideas and interpretation of a story

My child is given opportunities to create and innovate in school.



1	1	2%
2	1	2%
3	21	44%
4	14	29%
5	10	21%

I like the 100 day projects and the holiday-theme projects. Maybe some open-ended projects and opportunities even at the kindergarten grade.

She is given grade level classes

Through art and music

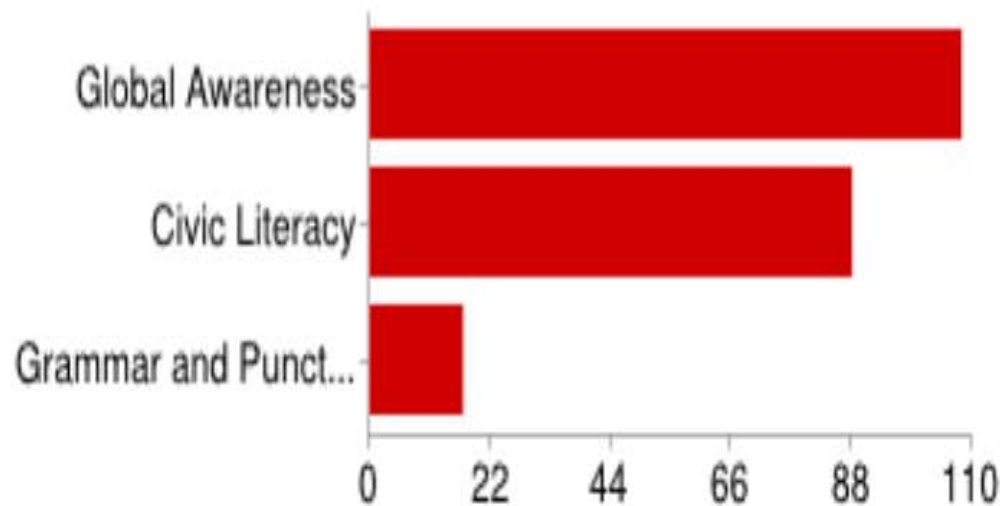
21st century learning projects.

Over the break, there was a creative project about robots.

My child has some time for creativity on inclement weather days. And also, during before school activities and part of the curriculum.

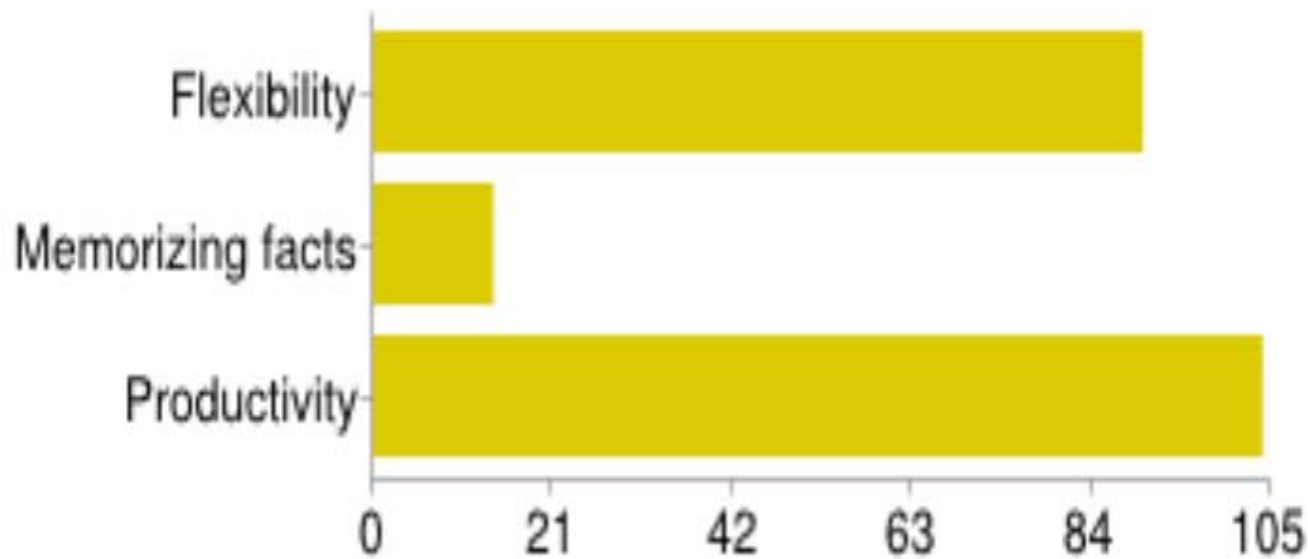
Results from VS 30 Staff Survey on 21st Century Learning

Which of the following are examples of 21st Century Learning themes?



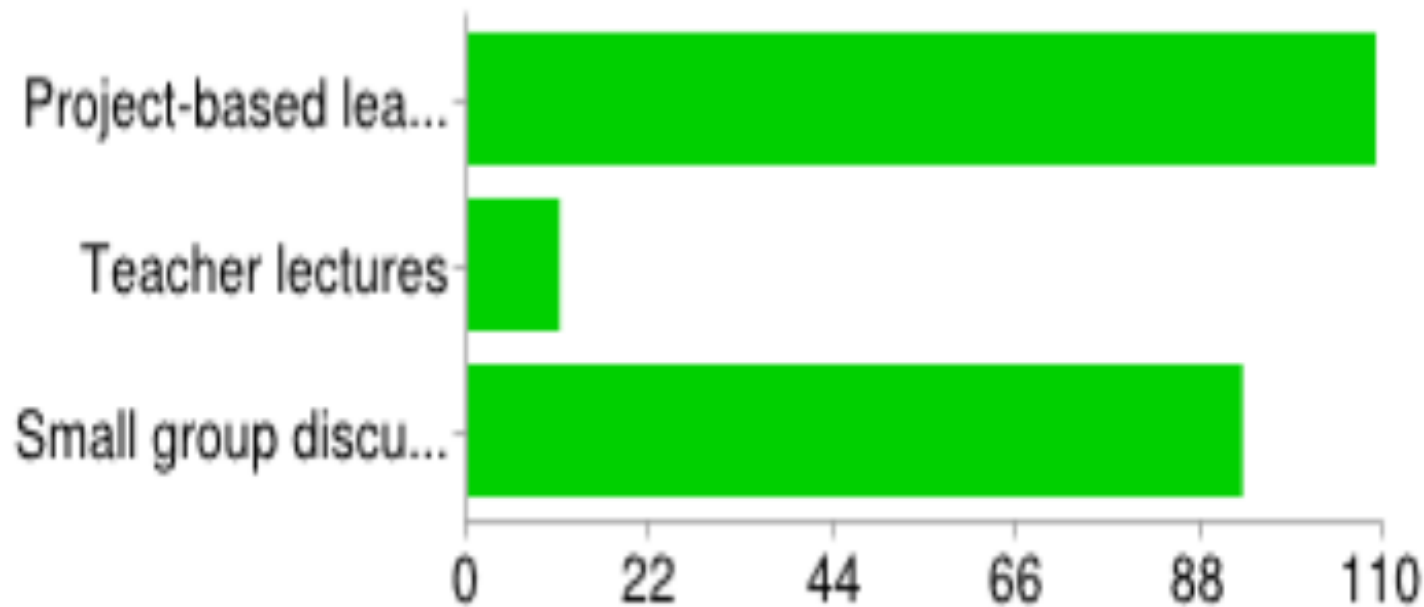
Global Awareness	108	96%
Civic Literacy	88	79%
Grammar and Punctuation	17	15%

Which of the following are examples of 21st Century skills?



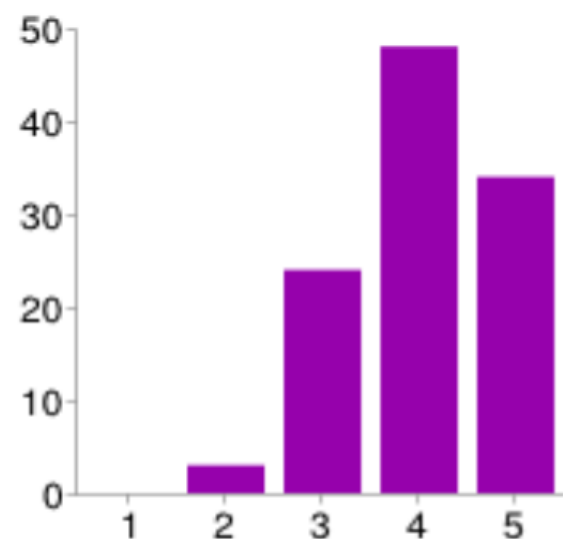
Flexibility	90	80%
Memorizing facts	14	13%
Productivity	104	93%

Which of the following are components of a 21st Century classroom?



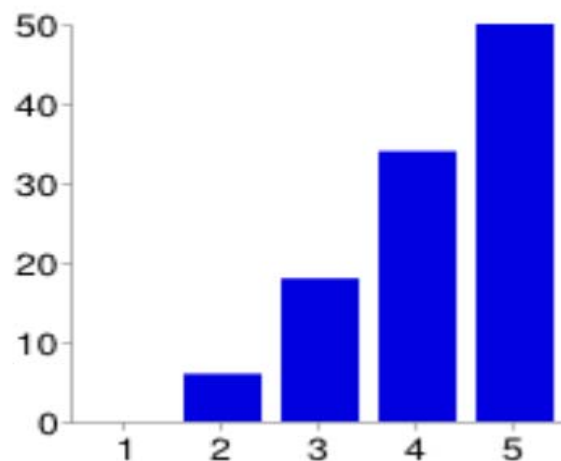
Project-based learning activities	109	97%
Teacher lectures	11	10%
Small group discussions	93	83%

Students in our district are given opportunities to solve problems and think critically.



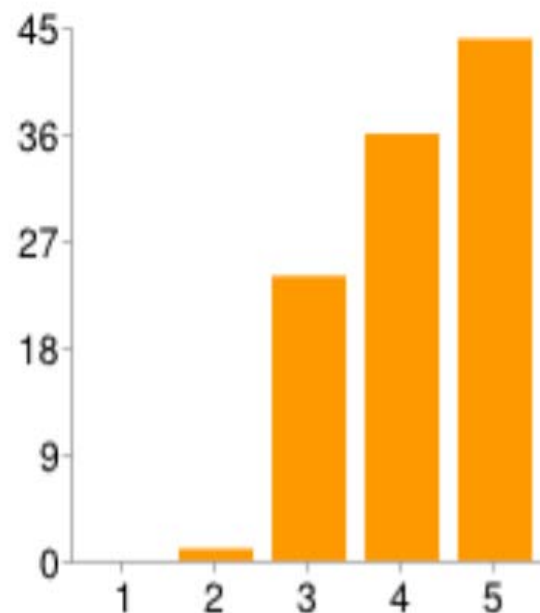
1	0	0%
2	3	3%
3	24	21%
4	48	43%
5	34	30%

Students in our district are given opportunities to work with technology and media.



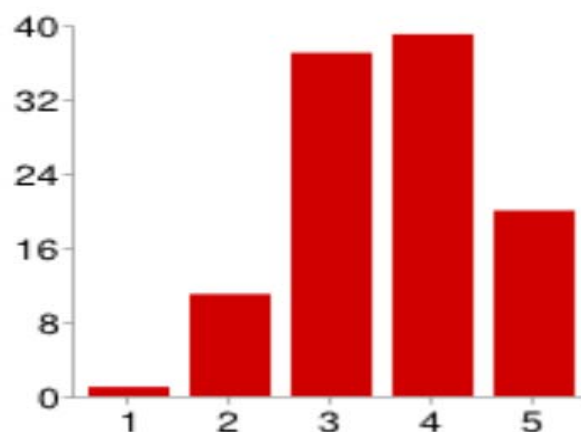
1	0	0%
2	6	5%
3	18	16%
4	34	30%
5	50	45%

Students in our district are given opportunities to communicate and collaborate.



1	0	0%
2	1	1%
3	24	21%
4	36	32%
5	44	39%

Students in our district are given opportunities to create and innovate.



1	1	1%
2	11	10%
3	37	33%
4	39	35%
5	20	18%



Enrichment Strategic Planning Goal

Goal Statement:

All students in Valley Stream District #30 will enjoy a wide range of enrichment opportunities to pursue after school, based upon their talents and interest

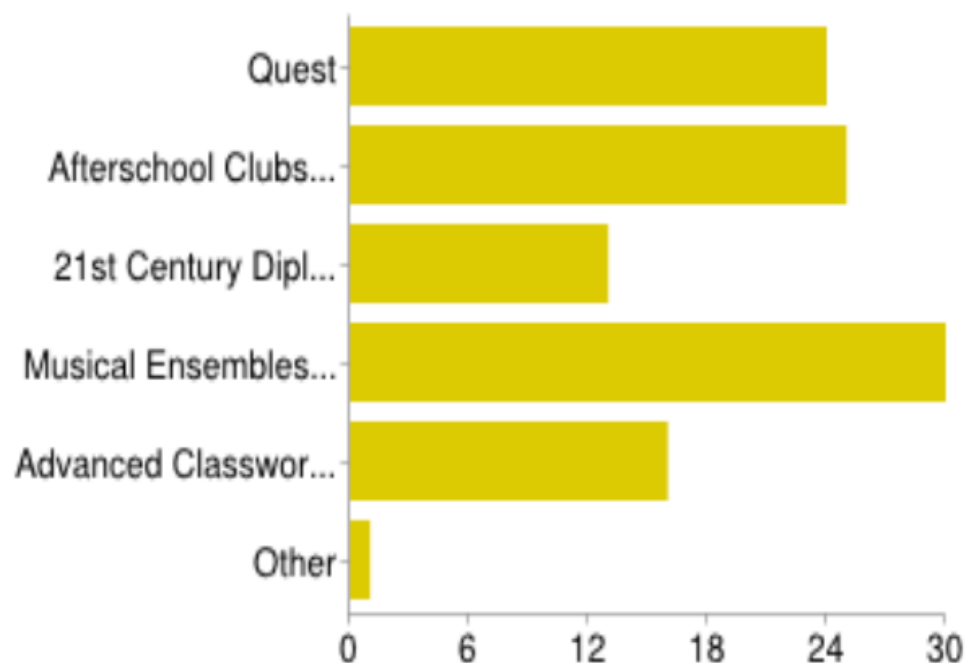
Accountability Measure:

Utilizing the results of a parent and student survey instrument, 90% or more of the families in Valley Stream District #30 in 2014-2015 will report satisfaction with the availability of student enrichment activities through the District's after-school clubs and extracurricular activities program

Current Enrichment Opportunities Offered

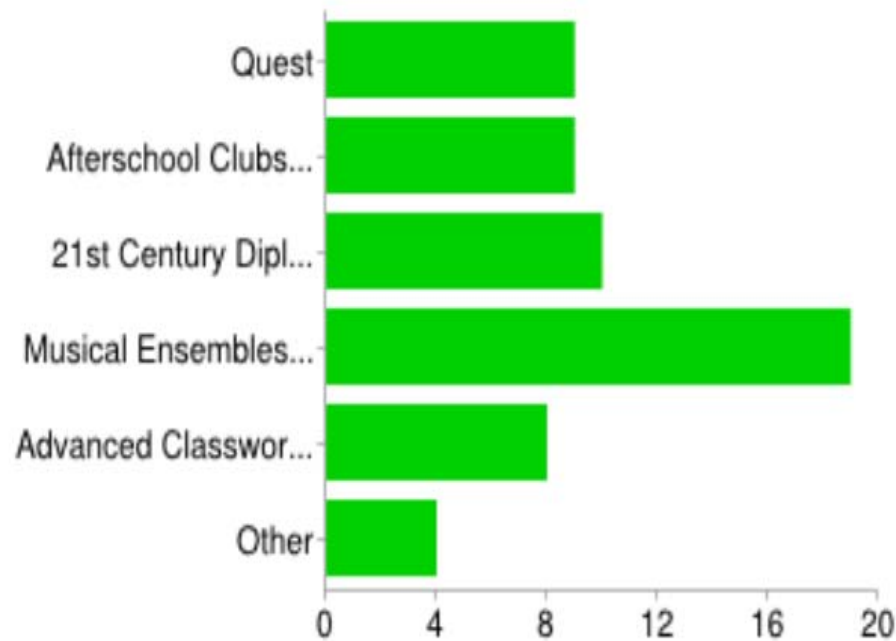
- Band/Orchestra/Chorus
- Game Builders
- 21st Century Diploma
- Math Olympiads
- Quest
- Lego Robotics
- Newspaper
- Yoga
- Dance Club
- Cricket
- Computer Programs (TTM, Achieve 3000,eSpark, Compass Learning)
- In class enrichment opportunities (PBL, differentiated tasks/projects, centers)

Which of the following enrichment opportunities offered in our district are you aware of?



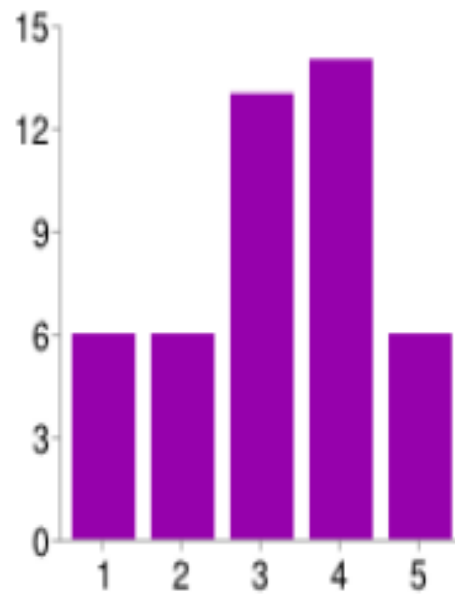
Quest	24	50%
Afterschool Clubs (Lego Robotics, Game Builders, STEAM)	25	52%
21st Century Diploma/Club	13	27%
Musical Ensembles (band, orchestra, chorus)	30	63%
Advanced Classwork (projects, assignments, etc.)	16	33%
Other	1	2%

Which of the following enrichment opportunities does your child participate in?



Quest	9	19%
Afterschool Clubs (Lego Robotics, Game Builders, STEAM)	9	19%
21st Century Diploma/Club	10	21%
Musical Ensembles (band, orchestra, chorus)	19	40%
Advanced Classwork (projects, assignments, etc.)	8	17%
Other	4	8%

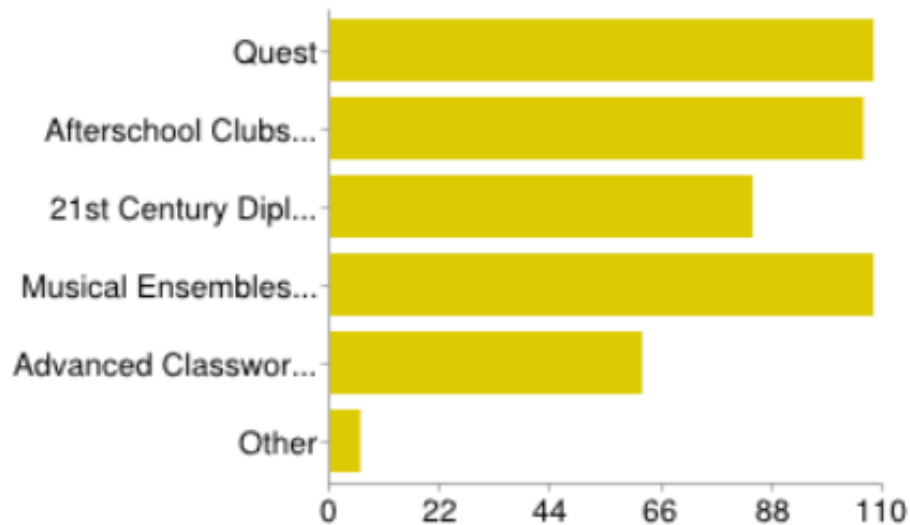
How satisfied are you with the enrichment opportunities offered at your child's grade level?



1	6	13%
2	6	13%
3	13	27%
4	14	29%
5	6	13%

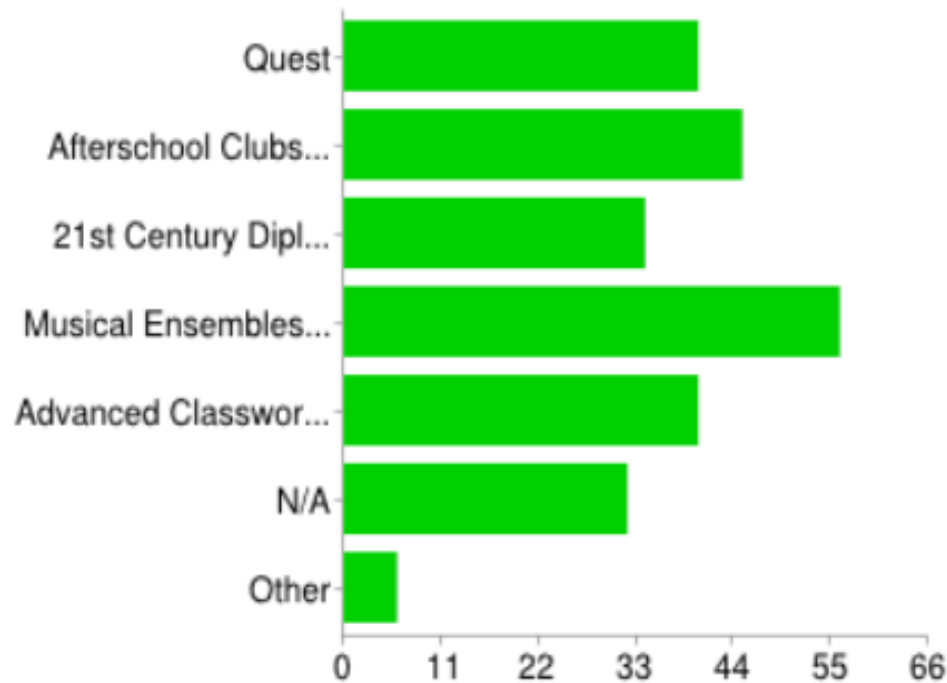
Enrichment Survey Results- Staff

Which of the following enrichment opportunities offered in our district are you aware of?



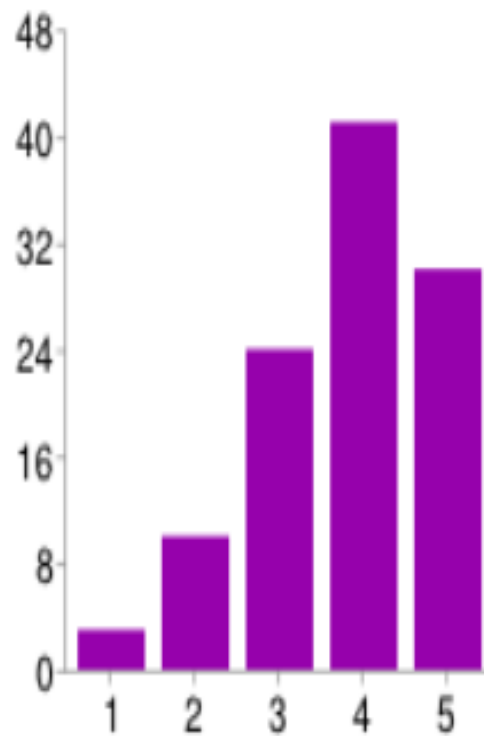
Quest	108	96%
Afterschool Clubs (Lego Robotics, Game Builders, STEAM)	106	95%
21st Century Diploma/Club	84	75%
Musical Ensembles (band, orchestra, chorus)	108	96%
Advanced Classwork (projects, assignments, etc.)	62	55%
Other	6	5%

Which of the following enrichment opportunities do your students participate in?



Quest	40	36%
Afterschool Clubs (Lego Robotics, Game Builders, STEAM)	45	40%
21st Century Diploma/Club	34	30%
Musical Ensembles (band, orchestra, chorus)	56	50%
Advanced Classwork (projects, assignments, etc.)	40	36%
N/A	32	29%
Other	6	5%

How satisfied are you with the enrichment opportunities offered in our district?



1	3	3%
2	10	9%
3	24	21%
4	41	37%
5	30	27%



Summary of Enrichment Survey Results

- Basing satisfaction on a rating of 3 or higher, 74% of parents are satisfied with the enrichment opportunities and 88% of staff are satisfied with enrichment opportunities.
- Suggestions from parents and staff:
Providing more enrichment opportunities for younger grades(K-2), book clubs, drama and chess



Next Steps for Enrichment

- Continuing to increase after school selections and promote awareness and excitement for our current offerings
- Hiring of an Enrichment Teacher for 2015-16 school year



Parent Communication Strategic Planning Goal

Goal Statement: The students' families and staff in Valley Stream 30 will communicate effectively together

Accountability Measure: In responding to a climate assessment in 2015 regarding the capacity and effectiveness of school and family communications, more than 75% of parents and staff will rate those communications as effective or highly effective.



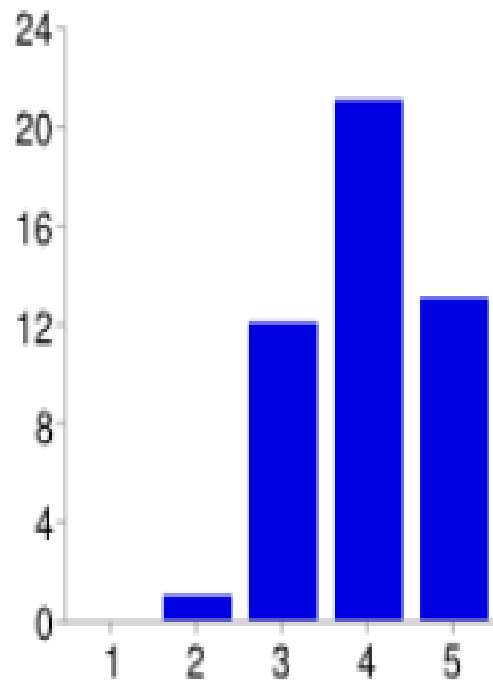
Current Methods of Communication

- Valley Stream 30 website
- Newsletters-district, building, class
- Phone Communication System
- Teacher websites
- Parent Universities
- PTA presentations/workshops
- Extra Help Sessions, Classroom Visits
- Electronic Sign on Merrick Road
- District News And Notes
- **Class Dojo***
- **Remind101***

***most popular with both staff and parent based on usage and feedback**

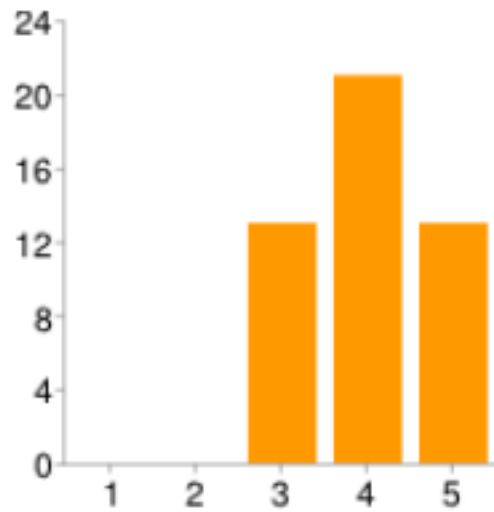
Parent Results from Parent Communication Survey

Do you feel well-informed about district events, initiatives and updates?



1	0	0%
2	1	2%
3	12	25%
4	21	44%
5	13	27%

Do you feel well-informed about school events, initiatives and updates?



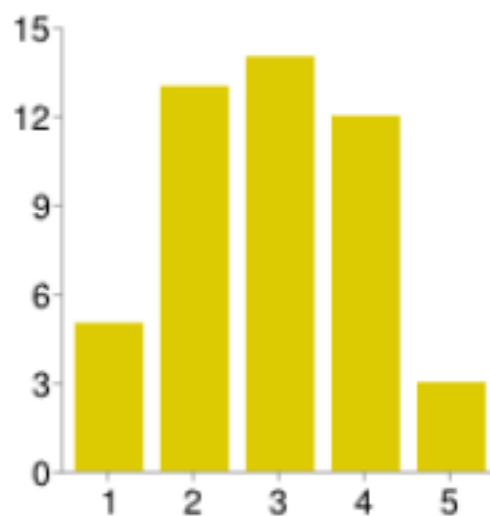
1	0	0%
2	0	0%
3	13	27%
4	21	44%
5	13	27%

What is the best way to keep you informed of events, initiatives and updates in our district?



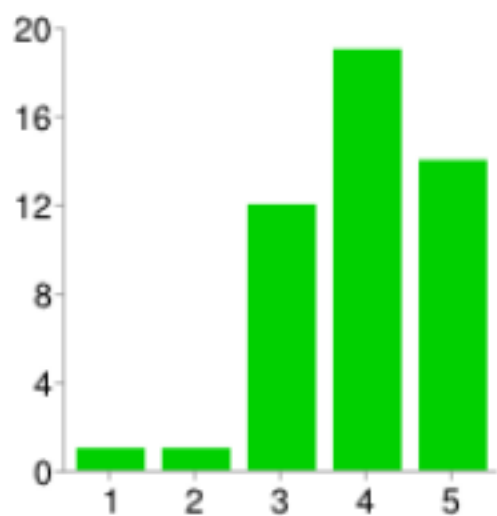
School Newsletters	20	42%
District Newsletters	13	27%
VS30 Website	15	31%
Teacher Phone Calls	8	17%
Automated Phone Notifications	18	38%
Emails	38	79%
Text Messages	27	56%
Other	0	0%

How often do you visit the district website?



1	5	10%
2	13	27%
3	14	29%
4	12	25%
5	3	6%

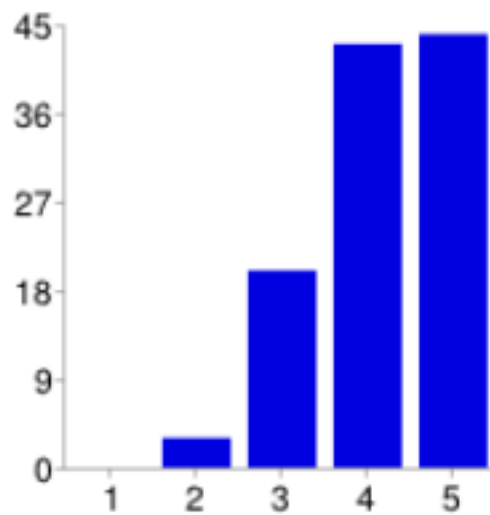
Please rate your communication with your child's classroom teacher.



1	1	2%
2	1	2%
3	12	25%
4	19	40%
5	14	29%

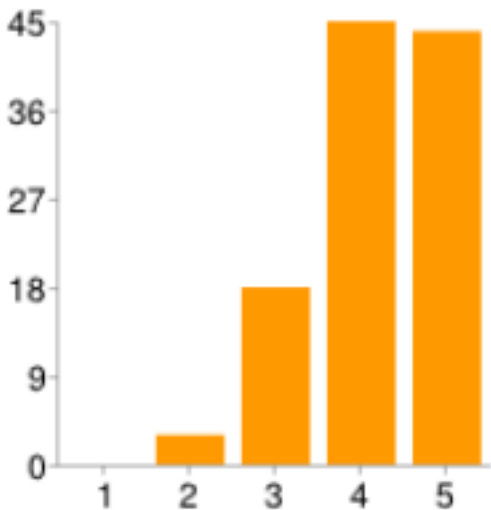
Staff Results from Parent Communication

Do you feel parents are well-informed about district events, initiatives and updates?



1	0	0%
2	3	3%
3	20	18%
4	43	38%
5	44	39%

Do you feel parents are well-informed about school events, initiatives and updates?



1	0	0%
2	3	3%
3	18	16%
4	45	40%
5	44	39%



Summary of Parent Communication Survey

98% of parents are satisfied with parent communication

79% of parents prefer email for communication

Suggestions:

- More emails and text messages (Remind 101, Class Dojo)
- Earlier notification of school and district events
- Virtual classroom “visits”