










Course Resource Module

All courses have a Resource Module. It includes the following:

- Learning Coach Information
- Materials needed
- Student Getting Started
- How to do an Audio Practice Activity
- Student - About Me Survey
- Teacher's Guide
- Information about Independent Reading

Language Arts 1 A - AE MASTER
(AE-CCSS) - 2018-2019

 Resources

-  Learning Coaches - What do you need to do?
-  Materials Needed
-  Getting Started
-  Audio Practice Activity
-  About Me
-   Teacher's Guide
-  What is the Independent Reading Program?

Curriculum Overview

Language Arts K-3 Grade Curriculum



Grades K- 3 Language Arts Overview



2 semester courses - Language Arts A and B



18 modules per semester course



5 lessons in each module







Students should complete one module a week






Grades K-3 Language Arts Common Module Task

- Lessons include videos, reading, and interactive games
- Independent Reading Assignments
- Reading Fluency/ Story Retell Recording - Grades K-2
- Fluency Recording - Grade 3
- Writing Audio Practice Recording - Grade K-2, Grade 3 periodically
- Weekly Assignments K-3
- Weekly Spelling Tests - Grades 1-3
- Weekly Reading Comprehension Quizzes - Grades 1-3
- Weekly Vocabulary Quizzes - Grades 2-3
- Weekly Grammar Quizzes - Grades 2-3

Grades K-3 Language Arts Lesson Set Up

- Students should complete 1 lesson a day.
- Each lesson covers certain components for a balanced literacy program

Lesson Component	Description
 Spelling	Weekly spelling words focus on a phonics pattern and sight words.
 Sight Words	Each week students will be introduced to new sight words for their grade level. Sight word flashcards are included in the lessons for students to print and study or add to a word wall.
 Vocabulary	Vocabulary words are new words found in the weekly reading selection.
 Reading	Weekly stories match the theme of the week. There are both fiction and non-fiction literature to practice reading comprehension and fluency.

 Grammar	A new grammar concept is introduced each week. Students may also practice finding grammatical errors in a paragraph each week.
 Writing	A different type of writing is introduced each week using the writing process. Prewriting, drafting, editing, revising and publishing stages are all practiced.
 Phonics	There are weekly phonics activities incorporated in each lesson within each module.
 Fluency	Once a week students will be asked to record themselves reading the weekly story. They will submit the recording to their teacher for a fluency check.
 Handwriting	Students will work on weekly handwriting assignments to practice letter formation in manuscript and eventually in cursive as they move up in grades.

Grades K-3 Language Arts Lesson Set Up

- Each lesson is structured to include an introduction, practice activity and review.
- The weekly frequency a student encounters in each lesson component can be found in the teacher's guide.

Introduction	New concepts will be introduced in each module through text, video, and interactives.
Practice	Once introduced, new concepts will be practiced through interactives and worksheets.
Review	Previously learned concepts will be reviewed throughout the year to strengthen the students' understanding.

Day 1	Day 2	Day 3	Day 4	Day 5
Spelling Word Intro	Spelling Practice Worksheet	Spelling Interactive	Spelling Practice Worksheet	Spelling Test
Vocabulary Intro	Vocabulary Interactive	Vocabulary Interactive	Vocabulary Interactive	Vocabulary Quiz
Reading Concept/Skill Intro	Reading: Set a Purpose	Reading: First read of weekly story.	Reading: Second read with comprehension review	Reading Comprehension Quiz
Grammar Intro	Grammar Interactive	Grammar Interactive	Grammar Quiz	Grammar Paragraph Edits
Writing Topic Intro	Writing: Brainstorming	Writing: Drafting	Writing: Editing and Revising	Writing: Publish
Journal Entry	Handwriting	Fluency	Handwriting	Independent Reading

Grades K-3 Language Arts Lesson Set Up

- Key features in lessons are:

Interactives	Embedded interactives allow students to interact with newly learned concepts and receive immediate feedback.	
Videos	Videos are used to support the understanding of new concepts throughout the course.	
Worksheets	Worksheets are included as another method of practicing each concept throughout the year.	

Grades K-3 Language Arts Weekly Assignments

- After a student completes the 5th lesson there will be a Drop-box for students to submit all of their assignments.
- Students can scan or take a picture of their work and upload it in the drop-box.

Language Arts 1 A - AE MASTER (AE-CCSS) - Activities

Module 1 Weekly Written Work: Short a

You did excellent written work! You will need your Learning Coach to help you turn your work into your teacher.

Learning Coach:

Scan the finished work from the checklist below and upload it to the drop-box for your teacher to grade. Please upload the work in the order shown in the checklist. Each assignment is worth 20 points.

Checklist:

- [1.2 Sight Words](#)
- [1.2 Handwriting - Letters C, G, O, Q, S](#)

SHOW DROPBOX

Grades K-3 Language Arts Audio Practice Activities

- Audio Practice Activities are included in each module for grades K-2, periodically in 3d grade.
- Grades K-2 students will be asked to record themselves retelling a story or reading a story from the lesson.
- In 3rd grade students will be asked to record themselves reading for fluency or reading a final draft of their writing.

The screenshot displays a digital interface for a Language Arts program. The top navigation bar is blue with white text and icons, including a menu icon, back arrow, title 'Language Arts 1 A - AE MASTER (A...)', home icon, edit icon, user icon, and navigation arrows. On the right of the bar are 'Admin Demo' and a user profile icon. The main content area has a light gray background. On the left is a vertical sidebar with a list of activities, each preceded by a blue circular icon: a document icon for '18.5 Phonics of the Week: oi and oy', another document icon for 'Module 18 Weekly Written Work: oi oy', a document icon for '18.5 Story Recording: "Coins"' (which is highlighted with a yellow background), a document icon for 'Module 18 Spelling Test', and a question mark icon for '18.5 Coins Quiz'. The main panel on the right shows the details for the selected activity, '18.5 Story Recording: "Coins"'. It includes the subtitle 'Module 18: Phonics of the Week: oi and oy', an information icon, and a list icon. The text reads: 'It is your turn to be the storyteller! Record yourself reading the story to your teacher. After you have finished recording, upload it to your teacher by following the directions from the audio recording video.' Below the text is an illustration of a microphone and a recording control box with a red 'Record' button and a gray 'Stop' button. At the bottom right of the interface is a blue button labeled 'SHOW DROPBOX'.

K-3 Language Arts Independent Reading

- Students are expected to read books that they select, for 30-40 minutes a day.
- Teachers will assess the student's reading level and review how to choose a "Just Right Book".
- The Learning Coach will help the student make the correct choice.

Choose a JUST Book

- 1 Choose a book that makes you want to read!
- 2 Use the 5 Finger Rule:
 - Read one page.
 - Hold up a finger for each word you can't figure out.
- 3

5 or more fingers up **OR** 1, 2, 3, or 4 fingers up

Still need a Just Right Book **OR** Just Right! I'm off to read...

Independent Reading Log

You may choose a book to read independently each week. The librarian at the local library can help you find appropriate books to read, or you can visit the website shown below.

<https://lexile.com/findabook/>

Weekly Reading Log Questions
Each week, you will be asked to answer the following questions about the book you read. Make sure you can answer these questions by the end of each week.

Fiction	Non-Fiction
1. Who was the main character(s)? 2. Describe two events in the story that you liked. 3. What did the main character learn or do in the end?	1. What is it about? 2. Describe/Explain three things that you learned.

Week	Title	Author	Pages Read	Read To/Read Alone
1				

Weekly Reading Log Questions

If you read a fiction book, answer the questions in the Fiction column. If you read a non-fiction book, answer the questions in the non-fiction column.

Fiction	Non-Fiction
1. Who was the main character(s)? 2. Describe two events in the story that you liked. 3. What did the main character learn or do in the end?	1. What is it about? 2. Describe/Explain three things that you learned.

Grades 1-3 Language Arts Spelling Tests

- Weekly spelling tests are given in grades 1-3.
- Students practice spelling in various lessons in each module.
- The spelling tests are administered during the weekly synchronous session.

Name _____.

Spelling Test


Directions: As your teacher reads your words, write each spelling word on the blanks below.

1) _____

2) _____

3) _____


4) _____



Spelling Test


Are you ready to take your spelling test?

Click on the audio button to hear a word. Listen to the word and spell it in the space available. Click on the next button to continue. When you are finished, you will see how you did!

Spell: 

Next

Now that you've had a chance to practice your spelling, it's time to take your test. Click the activity button below and download your spelling sheet. Your teacher will read you the words during this week's meeting.

Download 

Grades K-3 Language Arts Synchronous Sessions

- Synchronous Benchmark Assessments are given every 6 modules.
- The Benchmark Assessment is administered during a synchronous session.
- Power Points and rubrics for the synchronous sessions are in the teacher's guide in the Resources Module.
- Benchmark Assessments cover concepts taught in each of the 6 modules.

Synchronous Benchmark Assessments	PowerPoint	Rubrics
Modules 1-6	PowerPoint	Rubric
Modules 7-12	PowerPoint	Rubric
Modules 13-18	PowerPoint	Rubric

Grades K-3 Language Arts Benchmark Assessments

- Benchmark Assessments are given in Module 9 and Module 18.
- Benchmark Assessments are in document format and need to be printed by the student.
- The assessment is scanned and uploaded for grading.
- Benchmark Assessments can also be found in the teacher's guide.

Semester A

Written Benchmark Assessments	Worksheets	Answer Keys
Modules 1-9	Worksheet	Answer Key
Modules 10-18	Worksheet	Answer Key

Grades K-3 Language Arts Other Assignments

- Grades K-3 also have assessments throughout each course.

Course	Module Quizzes
Language Arts 1	<ul style="list-style-type: none">• Spelling• Reading Comprehension
Language Arts 2	<ul style="list-style-type: none">• Spelling• Reading Comprehension• Vocabulary• Grammar
Language Arts 3	<ul style="list-style-type: none">• Spelling• Reading Comprehension• Vocabulary• Grammar

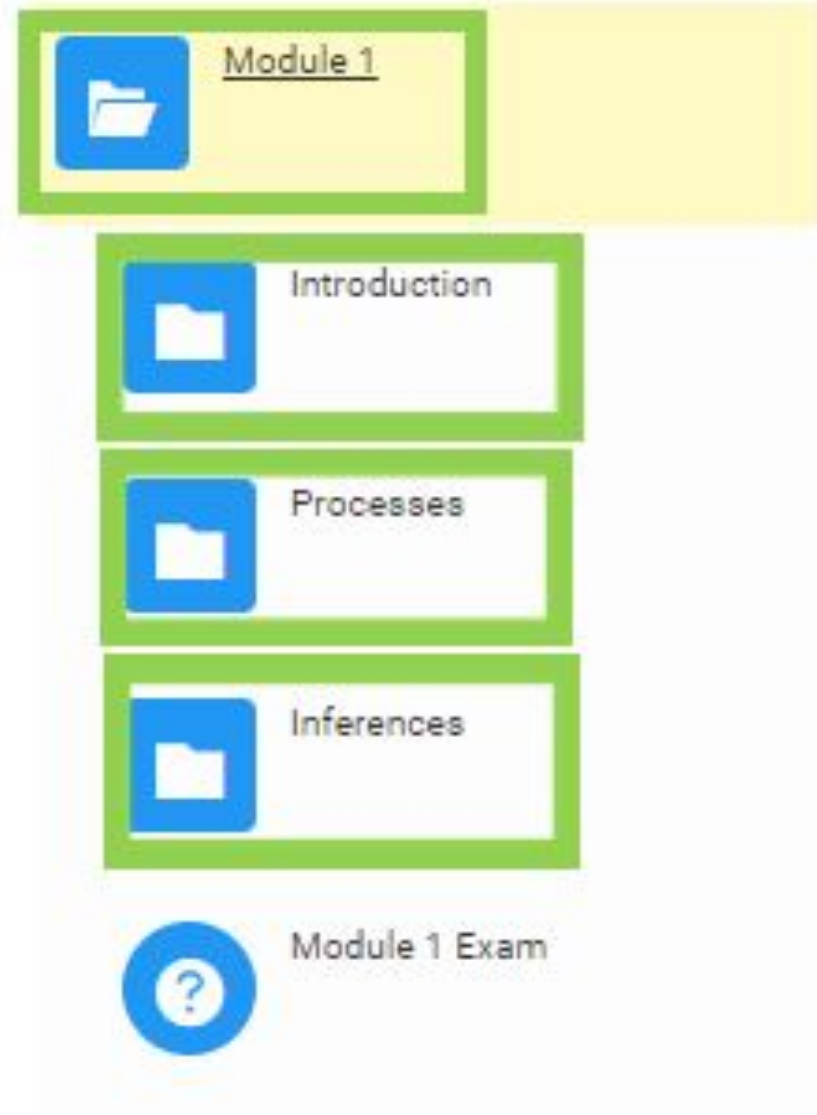
Curriculum Overview

Language Arts 4th and 5th Grade Curriculum



Grades 4-5 Language Arts: What Changes?

- Each course has 6 modules
- Each module should be completed in 3 weeks
- Each module has 3 units
- Each unit has 2-4 lessons



Grades 4-5 Language Arts: What Changes?

- No more synchronous assessments
- Each lesson has a quiz
- Each module has an exam
- Assignments are separated, students turn in assignments one at a time
- There will be more documents that can be typed in, saved and submitted through a drop-box
- Instead of independent reading, students participate in Novel Studies

Grades 4-5 Language Arts Novel Studies

- Students choose 2 books to read from a list of 3 books each semester.
- Novel Study Guides are included for each book.
- Teachers will discuss the novels with their students.

Grade 4 Novels

Semester A Novels	Semester B Novels
<i>Bud, Not Buddy</i> by Christopher Paul Curtis	<i>Wrinker</i> by Jerry Spinelli
<i>Tales of a Fourth Grade Nothing</i> by Judy Blue	<i>Shiloh</i> by Phyllis Reynolds Naylor
<i>The Tale of Despereaux</i> by Kate DiCamillo	<i>Pictures of Hollis Woods</i> by Patricia Reilly Giff

Grade 5 Novels

Semester A Novels	Semester B Novels
<i>Because of Winn Dixie</i> by Kate DiCamillo	<i>Maniac Magee</i> by Jerry Spinelli
<i>Number the Stars</i> by Lois Lowry	<i>Out of the Dust</i> by Karen Hesse
<i>The Watsons Go to Birmingham-1963</i> by Christopher Paul Curtis	<i>Island of the Blue Dolphin</i> by Scott O'Dell

Bud, Not Buddy Study Guide

The Plot

As you read *Bud, Not Buddy*, take notes about how the plot of the story is set up. Use the numbered spaces below to list the conflicts, or problems, faced by the novel's main characters. Then list the events that occur in the novel and the resolutions (the solutions to the novel's problems). For each of these categories, you may not fill all the numbered spaces. Some books have fewer conflicts and events than others.

Conflicts What problems will need to be solved by the end of the story? As you learn about new problems, write them on the lines in this box.	1.
	2.
	3.
	4.
	5.

Events What happens throughout the story? When you read about an event that seems important, write it on one of the lines in this box	1.
	2.
	3.
	4.
	5.
	6.
	7.
	8.

Grades 4-5 Language Arts Writing

- Students practice sustaining focus on a single writing assignment over a period of days or weeks, working both independently and with varying levels of direction from teachers.
- At the beginning of the course, students are guided more carefully and deliberately through a standard writing process so that they can learn or review what should happen at each stage.

Fourth Grade Writing

Narrative	Over several lessons, the student plans a narrative on a topic of his or her choosing. Over several more lessons, the student drafts, revises, and edits the narrative, using feedback from you and from peer reviewers.
Opinion Essay	Over several lessons, the student plans, drafts and revises an essay elaborating on his or her opinion about a topic or text.
Compare and Contrast Essay	Over several lessons, the student plans, drafts and revises an essay that compares similar myths from two different cultures.
Research Project	Throughout the last ten lessons of the course, the student plans and completes a research project, producing a written report, an oral report, and a multimedia presentation reflecting the results of his or her research.

Fifth Grade Writing

Narrative	Over several lessons, the student plans a narrative on a topic of his or her choosing. Over several more lessons, the student drafts, revises, and edits the narrative, using feedback from you and from peer reviewers.
Opinion Essay	Over several lessons, the student plans, drafts and revises an essay elaborating on his or her opinion about a topic or text.
Research Report	Throughout the last ten lessons of the course, the student plans and completes a research project, producing a written report, an oral report, and a multimedia presentation reflecting the results of his or her research.

Curriculum Overview

Kindergarten - 3rd Grade Math Curriculum



Grades K-3 Math Overview

2 semester courses Math A and B

18 modules per semester course

2- 5 lessons in each module

Student should complete 1 module a week to stay on pace




Grades K-3 Math Common Module Tasks

- Lessons include videos, reading, and interactive games
- Worksheets
- Lesson Notes
- Module Quiz
- Module Synchronous Sessions

Grades K-3 Lesson Set Up

- Each math lesson has interactive practice activities, videos, and worksheets.
- Lessons are set up to introduce a concept, practice a concept and review previous concepts.

Introduction	New concepts will be introduced in each module through text, video, and interactives.
Practice	Once introduced, new concepts will be practiced through interactives and worksheets.
Review	Previously learned concepts will be reviewed throughout the year to strengthen the students' understanding.

Interactives	Embedded interactives allow students to interact with newly learned concepts and receive immediate feedback.	
Videos	Videos are used to support the understanding of new concepts throughout the course.	
Worksheets	Worksheets are included as another method of practicing each concept throughout the year.	

Grades K-3 Math Assignments

- Each lesson will have assignments to download, print, complete, scan and submit. The assignments are also in the workbook.

Position Words Assignment

Name: _____

Look at the picture below! Then look at the **position words** in the box. Use these words to complete the sentences on the next page.

between on
next to in
on top of above
behind under

Position Module 1

Table of Contents

Describing Position

It is time to describe your position.

Click the Activity below. Complete it. Submit it to your teacher.

Activity

Learning Coach

Math K A - AE MASTER (AE-CCSS) - Activities

Position Words: Worksheets Module 1

Submit the worksheets you completed to your teacher. They can be found here:

[Position words: on, in, between, behind, on top of, next to, above, under](#)

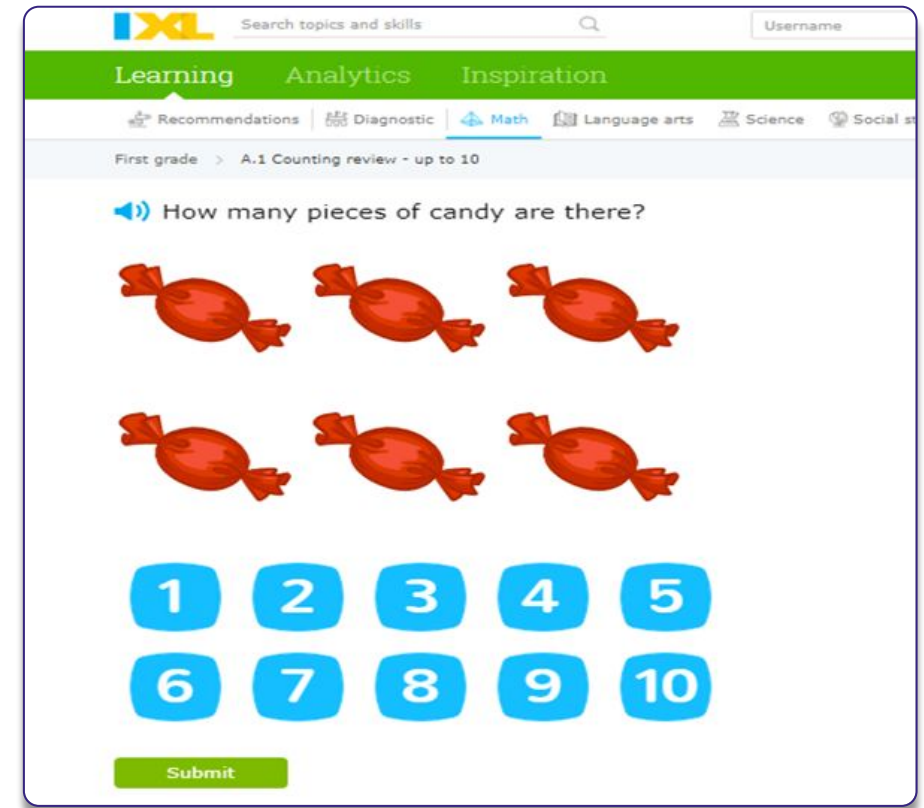
[Position words: over and under](#)

[Position words: inside and outside](#)

- IXL - For Teachers
- Module 1
- Days of the Week
- Days of the Week Worksheets
- Position
- Position Words: Worksheets

Grades K-3 IXL Activities

- Additional online practice for math is offered through IXL.
- Lessons are sequenced to match the practice activities within the lessons.
- Students receive points in the grade book for completing the weekly activities.
- There is a guide in the Resource Module of each math course that shows teachers how to set up IXL.




Grades K-3 Math Lesson Notes

- In grades 2 and 3 students will be asked to download and print lesson notes.
- The notes have the students practice the concepts they are learning in the video.
- Students will need to turn in their notes.

Lesson Notes

Print out your Lesson Notes to complete when told to do so on each page.

Click on the **Print** button to download and print your notes organizer for this lesson. When told to write in your Lesson Notes, use this form.

Print 

Lesson Notes

Counting

$5 + 3 =$

$13 - 2 =$

$4 + 2 =$

$5 - 3 =$

Grades K-3 Math Module Synchronous Sessions

- Synchronous session will include discussion on:
 - Work for the week
 - Concepts covered in lessons
 - Online practice score
 - Quiz scores
 - Student expressing that they know the concepts taught in that module
- A grade for this session will be assigned – Rubric is included

Module 2 Synchronous Session Module 2

Every week, your teacher will conduct LIVE sessions for the topics covered during the week's lessons. Be will ask you questions and look over everything you worked on.

You will be assigned a score using this rubric:

Score	Description
20	The student has demonstrated a full and complete understanding of the mathematical content and practices essential to this week. The student has addressed the tasks in a mathematically sound manner. The responses may, however, contain minor flaws that do not detract from a demonstration of full understanding.
15	The student has demonstrated a reasonable understanding of the mathematical content and practices essential to this week's tasks. The student has addressed most of the tasks in a mathematically sound manner. The responses contain sufficient evidence of the student's competence in problem solving, reasoning, and/or modeling, but not enough evidence to demonstrate a full understanding of the processes he or she applies to the specified task. The

Grades K-3 Math Synchronous Sessions Benchmark Assessments

- Synchronous Benchmark Assessments are given every 6 modules in grades K-3 and cover concepts taught during those modules.
- Assessments are administered during a synchronous session.
- Power Points and rubrics for these synchronous sessions are in the teacher's guide in the resources module.

Synchronous Benchmark Assessments	PowerPoint	Rubrics
Modules 1-6	PowerPoint	Rubric
Modules 7-12	PowerPoint	Rubric
Modules 13-18	PowerPoint	Rubric

Grades K-3 Math Benchmark Assessments

- Benchmark Assessments are given in Module 9 and Module 18
- Benchmark Assessments are in PDF format and need to be printed
- Benchmark Assessment is scanned and uploaded for grading
- Benchmark Assessments can also be found in the teacher's guide

Semester A

Written Benchmark Assessments	Worksheets	Answer Keys
Modules 1-9	Worksheet	Answer Key
Modules 10-18	Worksheet	Answer Key

Curriculum Overview

4th and 5th Grade Math Curriculum



Grades 4-5 Math What Changes?

- 6 modules a semester
- A quiz for each lesson in a module
- Exam is at the end of each module
- No IXL
- There will be more documents that can be typed in, saved and submitted through a drop-box

Curriculum Overview



Science and Social Studies Curriculum Kindergarten – 5th Grade



Grades K-5 Science

- 2 semester courses per grade, Science A and B
- 6 modules per course – Student should complete one module every 3 weeks
- Lesson Structure includes
 - Reading
 - Videos
 - Practice activities
 - Questions and show me activities
- Assignments can be hands on science experiments or projects
- Quizzes can be included depending on grade level

Grades K-5 Social Studies

- 2 semester courses per grade, Social Studies A and B
- In grades K-1 there are 18 modules in each course, one module completed per week.
- In grades 2-5 there are 6 modules per course, one module should be completed every 3 weeks.
- Lesson structure includes, reading videos, practice activities, questions and show me activities.
- There are summative module assignments, but there can be other assignments in a module related to a lesson.
- Quizzes are included with lessons in grades 4-5.