

Our School is Using ParentSquare!

ParentSquare will be Valley School Districts main form of communication starting this school year.

Registering with ParentSquare allows you to:

- customize email, text and/or app notifications
- RSVP for classroom and school activities
- private message with your teacher/s
- securely receive important student documents and emergency notices



Look for your invitation to register in your email after the Open House & BBQ on Monday, August 28th



Then Download the App



Download on the App Store

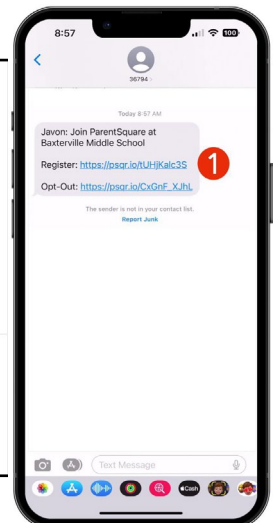
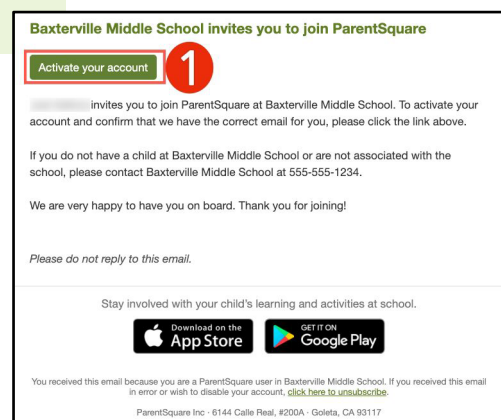


GET IT ON Google Play

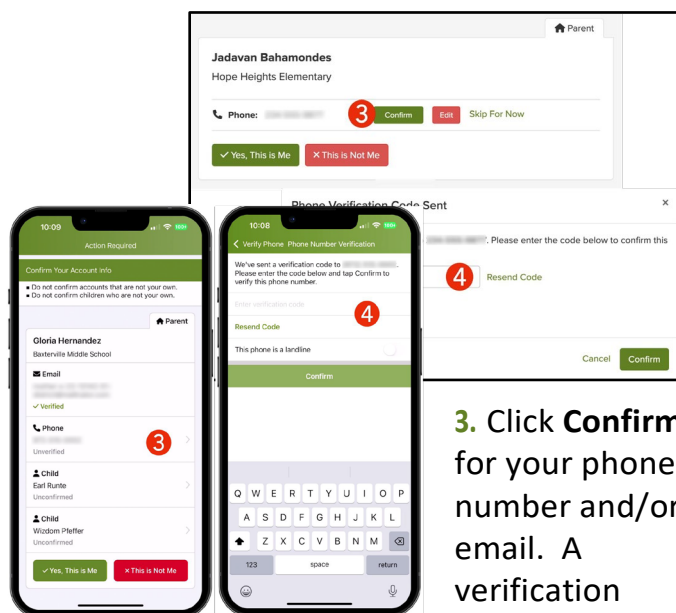


Parents & Guardians Getting Started Guide

1. Open the invitation email or text. Click **Activate your account** or tap the link to activate your account.



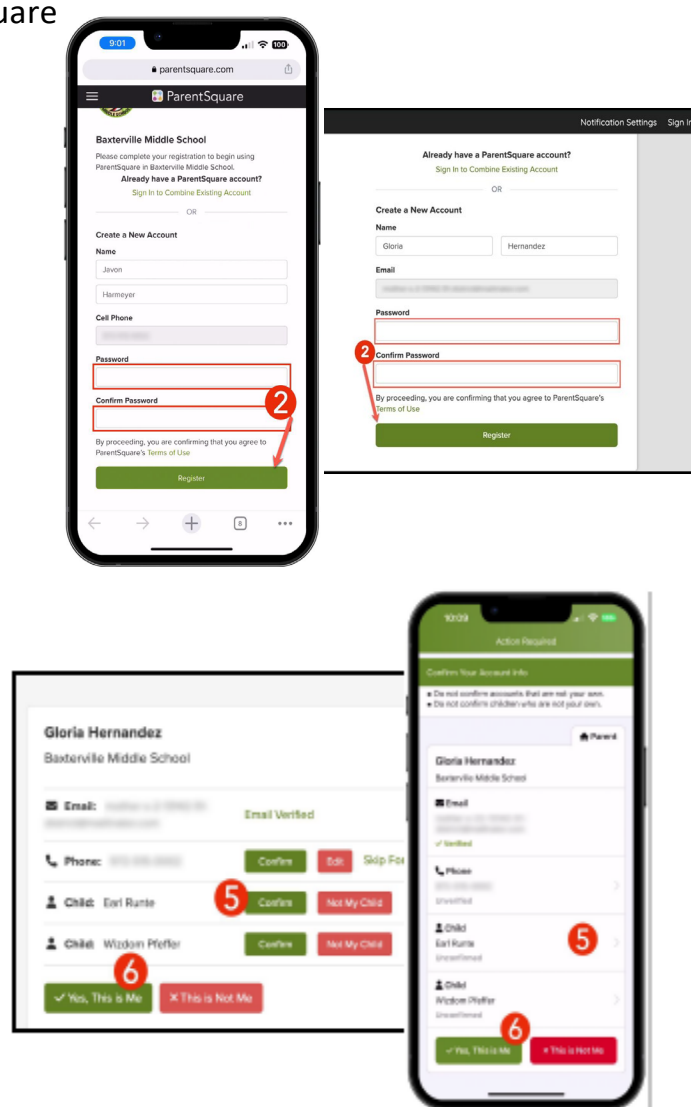
2. Create a Password for your ParentSquare account and click **Register**.



3. Click **Confirm** for your phone number and/or email. A verification code will be

sent to the email or phone number.

4. Enter the verification code to confirm.
5. Confirm your child(ren) by clicking **Confirm**. Use Not My Child if a child listed is not associated with your account.



*Name misspelled?
Wrong email or phone number? Missing a child on your account?*

Contact your child's school to get this information updated.

6. Select **Yes, This is Me** when you have confirmed your contact information and child(ren) associated with your account.

Once you are logged in to ParentSquare, you will be able to access self-paced training modules, video resources and help articles to assist you with using ParentSquare.

7. Click ? (Help) for help or your school contact information.
8. Select **Help Articles** to learn how to use ParentSquare.

