

Coaches Corner Newsletter

December Issue

TIER 1 STRATEGIES

The countdown to Christmas break has begun. You can use various strategies to incorporate movement and talking to help "control" the excitement. Give students a chance to move and talk productively. There are simple strategies, such as Stand Up, Hand Up, Pair Up; 4 Corners; or just take a break with Team Charades or Reverse.

Here's an interesting [article from Brooke's Inclusion Lab](#) on how to help all students improve their oral language skills. It has great tips that kids of all ages need to know - eye contact when talking with someone, complete sentences when responding, sentence syntax, articulating clearly - these are just a few of the topics addressed.

Stand Up, Hand Up, Pair Up

A simple strategy when students have an answer, a response, or their own thoughts, they can stand up, put their hand up (facing out to high five a classmate), and pair up with a partner (by high fiving that partner). Each student will share his/her thoughts and information. Repeat as often as you need. Consider your numbers and if you need groups of 3.

4 Corners


This strategy can be used for students to vote from 4 categories, subjects, or questions. Each student commits to an answer, and the teacher directs the students to that corresponding corner. Once students are in their corners, they should pair or trio up in order to discuss their thoughts and ideas. The teacher can ask for each corner to share out. Don't forget to ask what other students said if your students' listening ears aren't on.

Team Charades

A brain break where 3-4 students stand at the front of the room, but they turn around toward the board. The entire rest of the class gets to view the charade card, and they are the ones who act it out as the 3-4 students guess. [Video link](#)

SUPPORT SPOTLIGHT


Artificial Intelligence (AI): Magic School AI



Struggling to tie content into the holiday season? Try using MagicSchool AI "Make It Relevant" to incorporate Missouri standards into the fun activities you have planned.

Want to teach against the common misconceptions? Try the MagicSchool "Common Misconception Generator" tool.

Need an example answer and a non-example answer for questions on upcoming assignments and assessments? Try the MagicSchool "Exemplar & Non-Exemplar" tool. You'll be surprised at the responses you get.



COACHES CHALLENGE

Here are several ways to help spread the cheer this holiday season!!

- 1) Have your students write letters to residents of one of our local nursing homes wishing them a happy holiday.
- 2) Write a letter to a first responder thanking them for all of their hard work throughout the holidays.





TECH TIPS



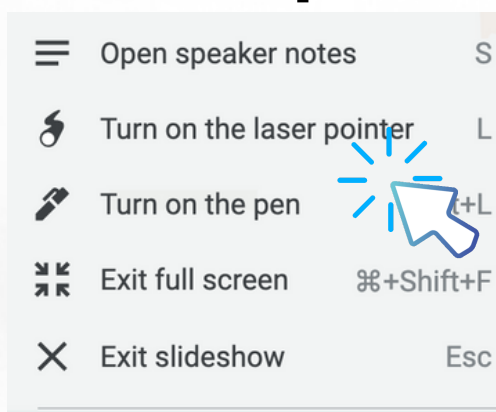
Spice up your Google Slides presentation

Go to presentation mode. Click on the triple dots on the slide remote. Discover: a pointer, a pen and eraser, and your own voiced closed captions options to use as you present.

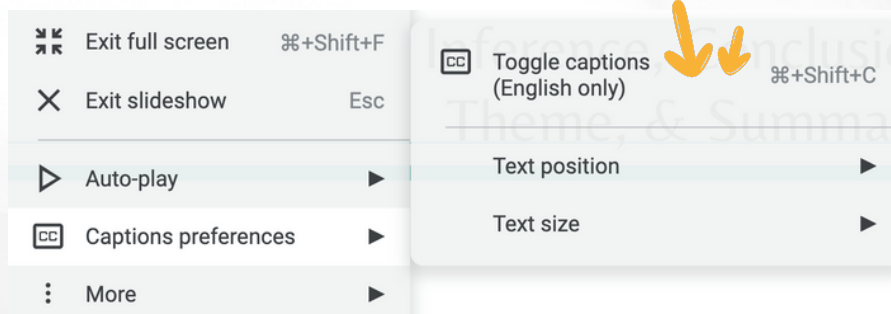
★ Step 1



★ Step 2



★ Step 3



★ Step 4:

As long as your microphone is enabled, closed captioning will appear as you speak.

If you want to save your closed captions, try uploading to Canvas Studio.
Ask us for more information

CONTACT A COACH

Whitney Baker

wbaker@wcr7.org

wbaker.youcanbook.me/

Terri Doman

tdoman@wcr7.org

tdoman.youcanbook.me/

Carrie Mayes

cmayes@wcr7.org

carriemayes.youcanbook.me/

Mary Sears

msears@wcr7.org

msears.youcanbook.me/

Jill Short

jshort@wcr7.org

jill-short.youcanbook.me/

