



























Alphabet Chart

					
<i>Aa</i>	<i>Bb</i>	<i>Cc</i>	<i>Dd</i>	<i>Ee</i>	<i>Ff</i>
					
<i>Gg</i>	<i>Hh</i>	<i>Ii</i>	<i>Jj</i>	<i>Kk</i>	
					
<i>Ll</i>	<i>Mm</i>	<i>Nn</i>	<i>Oo</i>	<i>Pp</i>	
					
<i>Qq</i>	<i>Rr</i>	<i>Ss</i>	<i>Tt</i>	<i>Uu</i>	
					
<i>Vv</i>	<i>Ww</i>	<i>Xx</i>	<i>Yy</i>	<i>Zz</i>	




name: _____



SPRING SELF-PORTRAIT

Draw a picture of yourself under the umbrella.









name: _____



SPRING WHAT DOESN'T BELONG?

color the picture that does not belong in each set.






name: _____



LEPRECHAUN ROLL & COLOR

Roll the dice and count the dots. Color the shamrocks below with the matching number.





name: _____



SPRING COLOR BY LETTERS


color by letters.

R

G

Y

B













name: _____



SPRING LETTER MATCH

color the butterflies with the matching uppercase and lowercase letters.












name: _____



SPRING MATCH-UP

Build the flowers by matching the beginning sounds.






name: _____



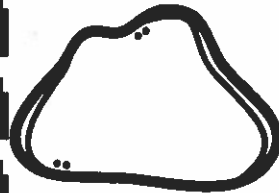




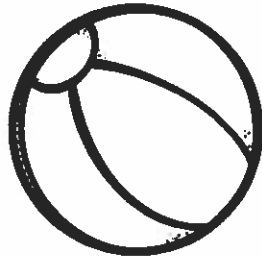

SPRING LIVING OR NON-LIVING

Sort the pictures as living or non-living.



NON-LIVING

LIVING



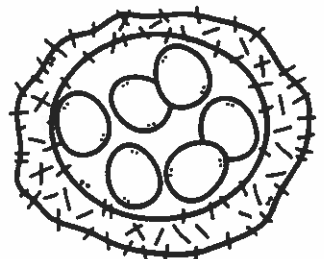

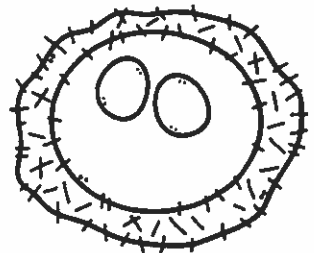

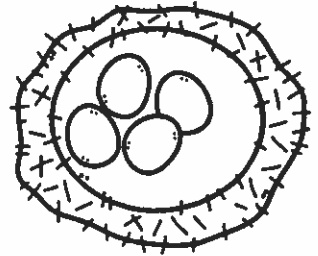
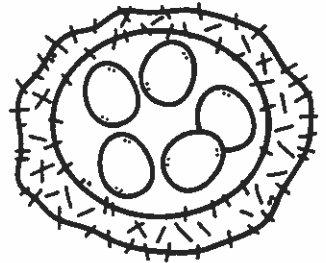
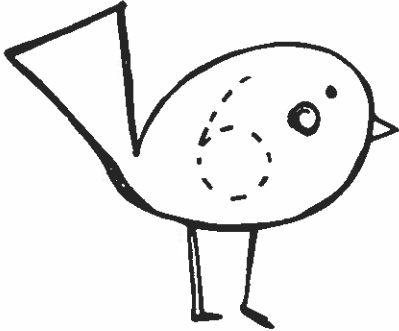
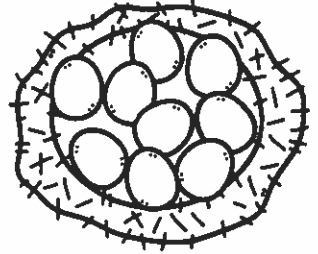
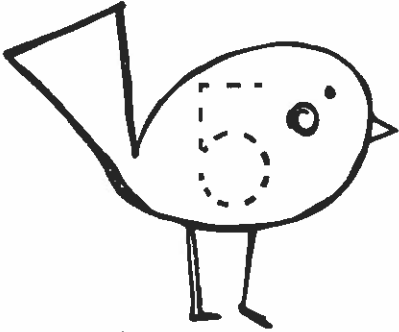


name: _____



MOM & BABY TRACE & COUNT

Trace the number on the mother bird. Draw a line from the number to the matching nest.










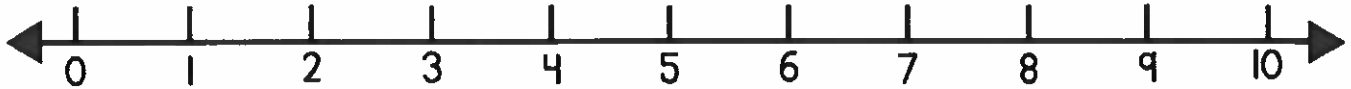


name: _____




SPRINGTIME COUNT

count the total number of each insect write the number in the box.
















name: _____



BUNNY COUNTING

cut and paste the number to the matching set.












name: _____



YUMMY BUNNY

Identify the number on the bunny. Color the matching number of carrots.



name: _____

SPRING LETTERS OR NUMBERS

sort the pictures as letters or numbers.



--

--

--

--

--

--

--

--

9	G	4	W
P	7	H	3









name: _____



SPRING COLOR BY WEATHER

color by weather.















name: _____



BLOSSOMING NUMBER WRITE

Trace the numbers from 1-10.












name: _____



FLOWER MEASUREMENTS

count and color the total number of cubes tall each flower is.





name: _____



CATERPILLAR COMPARISONS

color the caterpillars with the most circles in each set.

Two caterpillars for comparison. The top caterpillar has 10 circles, and the bottom caterpillar has 6 circles.

Two caterpillars for comparison. The top caterpillar has 2 circles, and the bottom caterpillar has 3 circles.

Two caterpillars for comparison. The top caterpillar has 4 circles, and the bottom caterpillar has 5 circles.

Two caterpillars for comparison. The top caterpillar has 5 circles, and the bottom caterpillar has 8 circles.

Two caterpillars for comparison. The top caterpillar has 8 circles, and the bottom caterpillar has 9 circles.

Two caterpillars for comparison. The top caterpillar has 6 circles, and the bottom caterpillar has 4 circles.

Two caterpillars for comparison. The top caterpillar has 6 circles, and the bottom caterpillar has 5 circles.

Two caterpillars for comparison. The top caterpillar has 8 circles, and the bottom caterpillar has 7 circles.



name: _____




FLOWER Line UP

Order the flowers from shortest to tallest.




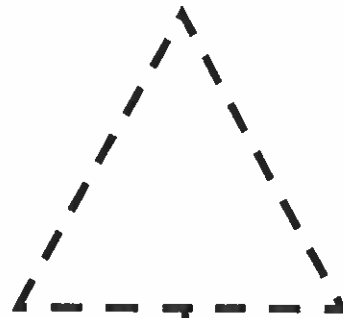


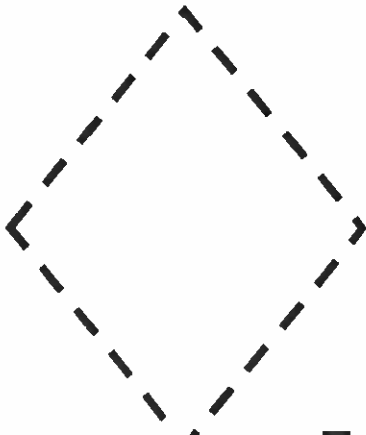


name: _____













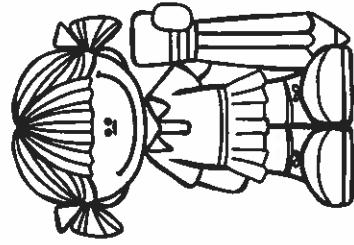
BLOSSOMING SHAPES

Trace and color the shapes.



Trace the Numbers 1-10



I can write my name!

