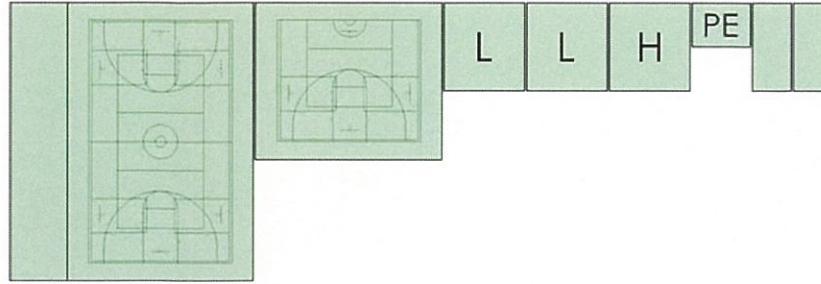


ADMIN

MEDIA

6S 6S 6M 6M 6H 6H 6E 6E 6E 6E



7S 7S 7M 7M 7H 7H 7E 7E

8S 8S 8M 8M 8H 8H 8E 8E


WL WL WL WL WL PC

CAFE K

SE SE SE SE SE SE SE SE SE

M E T T T T T T T S&R/C

A A



M M M MC MPMP MPMPMPMP MS MO STAGE MS

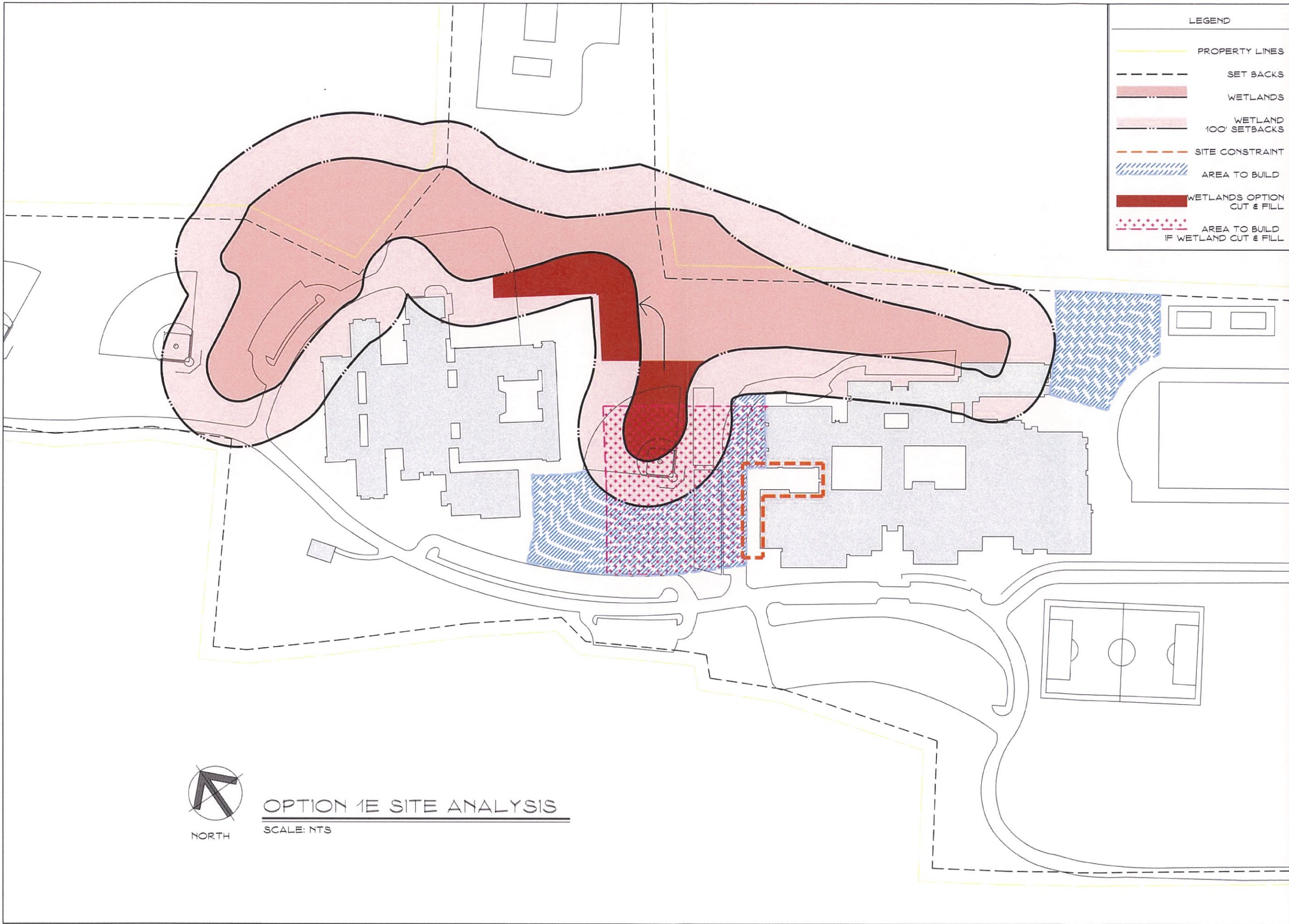
T T T

CA

MIDDLE SCHOOL GRAPHIC PROGRAM

SCALE: 1/64"=1'-0"





LEGEND

- PROPERTY LINES
- SET BACKS
- WETLANDS
- WETLAND 100' SETBACKS
- SITE CONSTRAINT
- AREA TO BUILD
- WETLANDS OPTION CUT & FILL
- AREA TO BUILD IF WETLAND CUT & FILL



OPTION 1E SITE ANALYSIS
SCALE: NTS



MAIN FLOOR PLAN OPTION A

SCALE: NTS

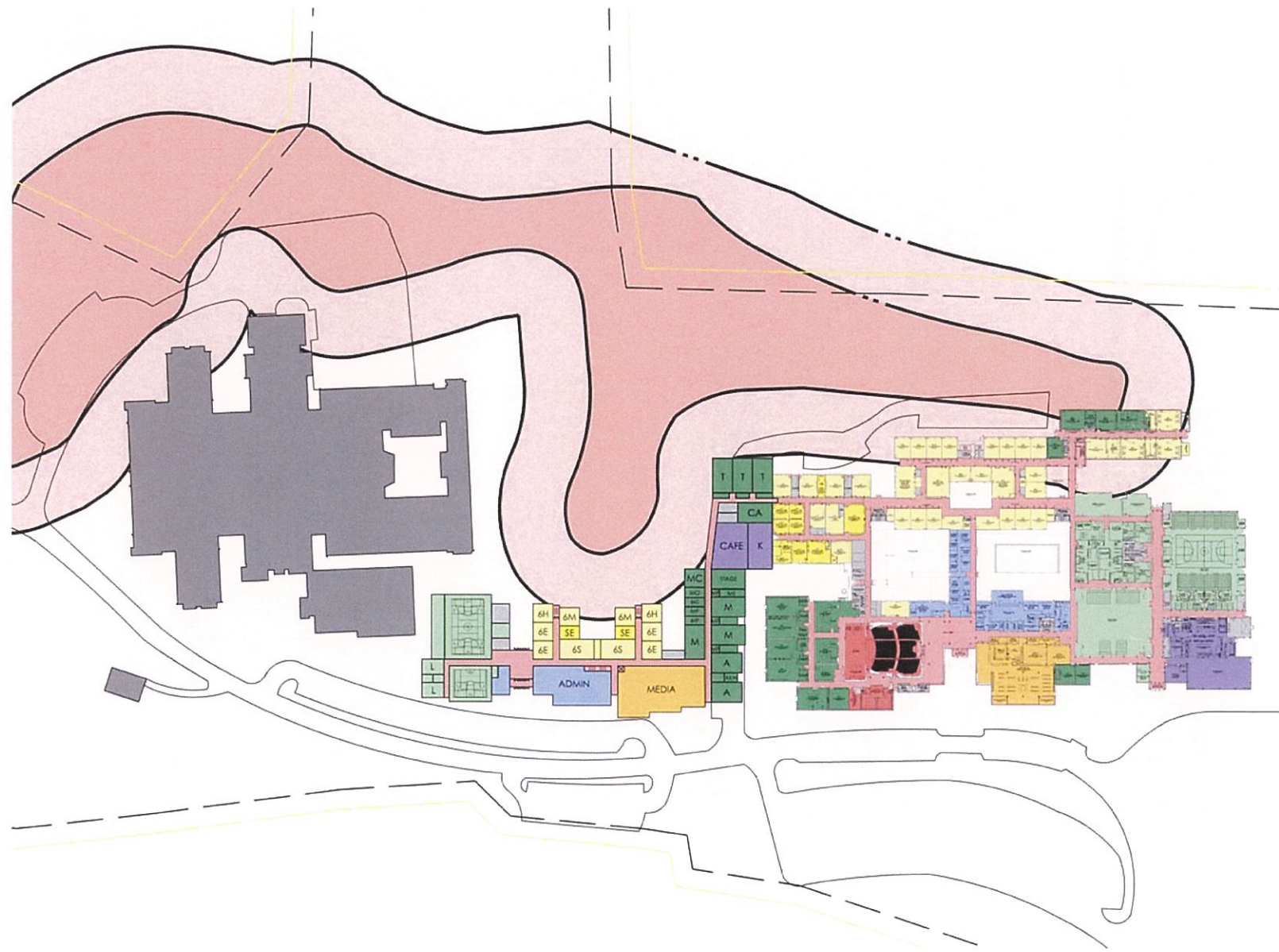
WESTON MIDDLE SCHOOL

CONCEPTUAL FLOOR PLAN OPTION

SILVER/PETRUCELLI + ASSOCIATES

Architects / Engineers / Interior Designers
3190 Whitney Avenue, Hamden, CT 06518-2340
Tel. 203 230 9007 Fax. 203 230 8247
silverpetrucelli.com

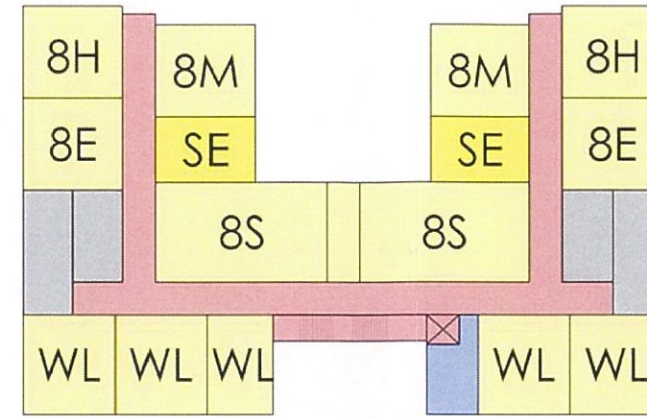




SITE PLAN OPTION A
SCALE: NTS



THIRD FLOOR PLAN OPTION A
SCALE: NTS



SECOND FLOOR PLAN OPTION A
SCALE: NTS

