

MONAHANS HS YEARBOOK BUSINESS ADS

[BIT.LY/MONAHANSADS](http://bit.ly/monahansads)

Support the Monahans High School Yearbook by purchasing a business advertisement. Pay for your ad at our online storefront on Balfour.com (bit.ly/monahansads) using a debit/credit card.

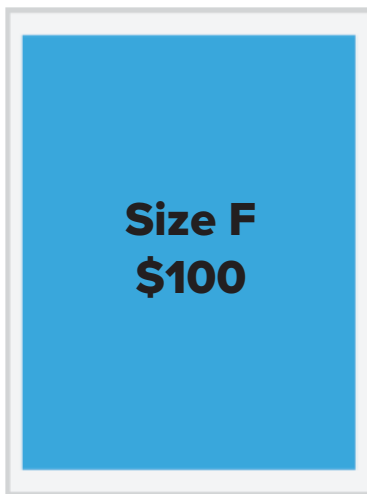
You can create and submit the ad yourself using **AdBuilder** or submit content for your ad using **AdSpace** for the yearbook staff to place or design. The difference between the two ad programs can be found on the back of this flyer.

If you would prefer to send ad content and payment directly to the school, please fill out the order form on the back and then mail or drop off this with complete payment to:

Monahans High School attn: Yearbook 809 S. Betty Ave. Monahans, TX 79756

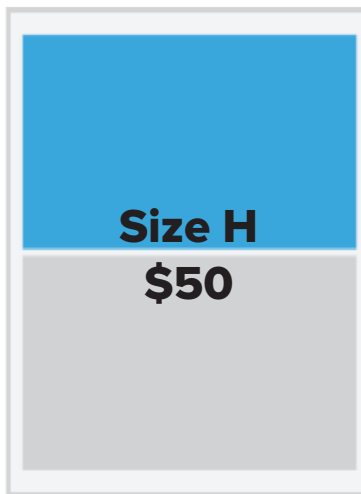
Questions? Contact Cecilia Rodriguez at crodriguez@mwpisd.esc18.net or by calling 432-943-2519

DEADLINE: MARCH 31, 2020



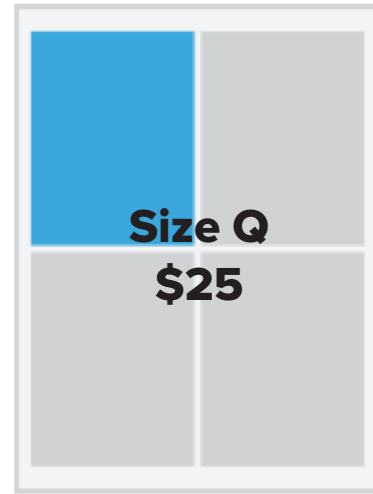
Size F
\$100

Full Page



Size H
\$50

Half Page



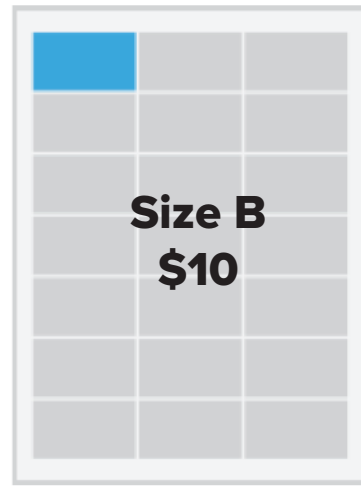
Size Q
\$25

Quarter Page



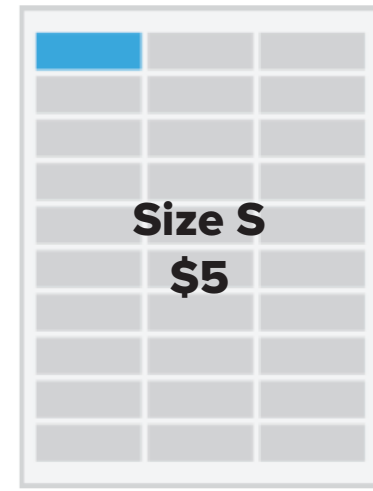
Size E
\$12.50

Eighth Page



Size B
\$10

Business Cards



Size S
\$5

Shout-outs
(page sponsorships)

MONAHANS HS YEARBOOK BUSINESS ADS

DIFFERENCE BETWEEN ADSPACE & ADBUILDER

Choose One

AdSpace Purchaser Submits Content Online	AdBuilder Purchaser Creates Content Online
* Purchased Online	* Purchased Online
*Balfour.com account created to submit ad content	*Balfour.com account created to build ad content
*Ad space is RESERVED by purchaser	*Ad space is CREATED by purchaser
*Purchaser uploads digital content (pictures, art, text)	*Purchaser builds ad with digital pictures, clipart, text
*Yearbook staff designs the ad(s) and has total creative freedom	*Yearbook staff does not design the ad(s), but places finished ad(s) created by purchaser in the yearbook

HOW TO CREATE OR SUBMIT ADVERTISEMENTS USING ADBUILDER OR ADSPACE

1. Go to bit.ly/monahansads to purchase your ad
2. Verify that you are shopping for **Monahans High School**, select “**Other**” for grade and enter your first name and last name. Then click “**Shop for this student**”
3. Select your ad size and price. Make sure you are purchasing **AdBuilder - Create Online** or **AdSpace (the ad prices are the same, but delivery method is different. Look above for a quick explanation on the difference between AdBuilder and AdSpace)**
4. Add your selected ad to your cart and **proceed to checkout**.
5. **You will be prompted to create an account to complete your order. Please do so.**
6. Enter your business address and contact information on the next screen, then continue to payment and place your order.
7. Look for an email within **1 business day** confirming your Ad Workspace is available
8. Log into your Balfour.com account and look under My Orders to design (**AdBuilder**) your ad or submit your ad content (**AdSpace**)
9. When you're ready, choose Submit Your Ad to send it to the **Monahans** yearbook staff

Order Form to Send/Mail Ad Materials and Payment Directly to the School Monahans High School attn: Yearbook 809 S. Betty Ave. Monahans, TX 79756

Business Name: _____

Purchaser First and Last Name _____

Business Address: _____

Phone Number: _____

Email Address: _____

Ad Size _____ Amount Paid _____ (circle) Cash/Check# _____

Instructions to the Yearbook Staff: _____
