

BHS Class of 2023

Senior Newsletter September 2022

Your Guidance Staff

- Guidance Secretary
,Parchment and Transcript Requests:
Mrs. Lashley-
clashley@warrick.k12.in.us
- Students Last Name A-L:
Mrs. Ulrey-
aulrey@warrick.k12.in.us
- Students Last Name M-Z:
Mrs. Rohl-
erohl@warrick.k12.in.us
- Testing, Pathways,
Guidance Director:
Mrs. Gladish-
agladish@warrick.k12.in.us
- College Connection Coach,
21st Century Scholars,
FAFSA, General help:
Ms. Jordan-
kjordan@warrick.k12.in.us
- Social Worker:
Mrs. Taylor-
ataylor@warrick.k12.in.us

Purpose of this meeting:

Welcome to your senior year! It should be exciting, but it can also feel overwhelming. Don't worry. We are here to help you. This year will go by very fast! No matter what you plan to do after high school, you WILL need to do things now to be prepared. Whether you plan to attend 4 year college, 2 year college, technical school apprenticeship, military, or enter the workforce, they ALL require planning ahead.

Communication is Key!

Listen to the daily announcements! Read the guidance and scholarship newsletters. Join our Google Classroom (fdj2qla) and add notification alerts. Follow us on Twitter! @DeptBhs.

Your Responsibilities...

- *Do your best! Continue to work hard, make good decisions, and be proud of your actions. *Avoid Senioritis! Now is not the time to slack off.
- *Be responsible. We do our best to inform you of the information you need, upcoming deadlines, scholarship opportunities, etc. However, it is a *shared responsibility* so you need to do your part. Be sure to educate yourself on the requirements for admission to the schools you are interested in, the deadlines for applications, etc.

Senior Year Calendar: Things to Do...

- ✓ Take or retake the SAT or ACT. We will offer the SAT at BHS on October 1. Other dates & locations can be found in this handout & on the google classroom.
- ✓ Complete your Senior Survey. Tell us all the wonderful things you've accomplished and include community service, outside activities, unique experiences, etc. You will be completing this in your senior English class. Please take the time to fill this out correctly as we use it to write letters of recommendation, nominate for scholarships, etc. You may want to make a copy of yours for anyone you ask to write a LoR for you.
- ✓ College and Career Go Week September 26-30. Be on the look out for activities throughout the week.
- ✓ Apply Now: 2 and 4 year colleges, trade schools, and apprenticeships all require applications and have deadlines. A list of apprenticeship programs can be found in the Next magazine within your Google Classroom.
- ✓ October 26th: You and a parent or guardian should plan to attend our BHS Financial Aid Night on Wednesday, October 26th at 6 p.m. in the auditorium. We will assist you in filing your Free Application for Federal Student Aid (FAFSA) and discuss the financial aid process.
- ✓ November 1st: Priority Deadline for admission and scholarship consideration at many schools. Apply early so you have more time to calculate financial aid, compare and contrast schools, and make your final decision. If you are a 21st Century Scholar, some colleges require an application by November 1st to get additional housing scholarship money.
- ✓ Read the monthly school newsletter and scholarship newsletter as well as pay attention to your google classroom notifications. We advertise scholarship and job opportunities often, and we don't want you to miss out.
- ✓ April 15th: Deadline to submit FAFSA. No exception...don't miss this deadline!
- ✓ May 1st: Most colleges want to know your decision by May 1st. You'll want to make your decision by May 1st to assure housing, scholarships, and admission.
- ✓ May 15th: Senior Awards Night-Plan to attend this fun event where we announce scholarship winners and celebrate your accomplishments.
- ✓ May 19th: All diploma requirements MUST be met in order to walk in graduation ceremony. This includes APEX, credit recovery, and APEX courses!



May 20: BHS Graduation Ceremony 9 am in Stadium



How do I apply to colleges, training programs, scholarships, etc? How do I send my transcript?...

Most schools, programs, and applications are now done online. If you're not sure where to find an application, come see one of us in the guidance office.

1. Complete the application online.
2. Some schools charge applications fee, which will need to be paid before submitting your application. If you qualify for free/reduced lunch OR are a 21st Century Scholar, you should qualify for a fee waive. Stop by or email your counselor to confirm.
3. If you need letters of recommendation or other forms submitted, be respectful of our time. Give us (and anyone you use as a recommender) at least one week's notice before submission deadlines. This will give us time to complete any forms or requested info by the deadline.
4. Send your transcript electronically. You'll need to create a free account for PARCHMENT- the system we use to upload your transcript electronically. See attached instruction sheet. www.parchment.com

Scholarships and Awards

*Read the scholarship bulletin. The first one is attached to this packet. We will distribute a new one each month. In addition, we will post it to our google classroom page and our school website.

*We advertise all of the scholarships that we are made aware of. However, it would be impossible to know every scholarship. Be sure to ask friends, family members, employers, parents and grandparents' employers, churches, civic organizations, and any other community organization about scholarships they may offer.

*Most colleges have a dedicated scholarship page on their website. Be sure to visit the page, and see what you may be eligible for.

*Apply for EVERYTHING! You never know exactly what each scholarship is looking for so apply!!!

*Ask for letters of recommendation NOW. Teachers, coaches, employers, group leaders, church pastors, etc. all make great recommenders. Ask at least 2 weeks in advance if you need a letter of recommendation. Provide each recommender a list of your accomplishments and activities so they know specifics to mention. You may use a copy of your senior survey as well.

*21st Century Scholars: Join our google classroom page: bsnofbo is the join code. We have all of your requirements listed here, as well as instructions on how to maintain and claim your scholarship. Remember, you must have a core 40 or higher and at least a 2.5 cumulative GPA.

*Be aware of scams... You should NEVER have to pay to apply for a scholarship or have to pay for someone to "search" for scholarships for you. If you are questioning the legitimacy of a scholarship, stop by and see us in the guidance office.

*Make a list of the scholarships you receive. In April and May, we will ask you to submit them so we can recognize you at our May 15th Awards' Night.

OK, I'M NOT SURE IF COLLEGE IS FOR ME...

College is NOT for everyone.

But you still have a lot of options ahead of you!

Here are some things to consider, to get moving in the right direction:

HERE'S SOME
GOOD CAREER
COUNSEL

**"Follow Your Passion,
Not Your Friends."**

That's career advice from bullittosucceed.org, a partnership between the Indiana Careers in Construction Association and the Indiana High School Athletic Association. There are many affordable and practical routes to great careers, including apprenticeships, certificate programs and two-year associate degrees.

➤ WORKFORCE

Recommendations to help find the best career for you:

- ___ Take an interest inventory (<http://www.mynextmove.org/explore/ip>)
- ___ Take an aptitude or abilities test (Example: ASVAB @ BHS)
- ___ Interview someone in an occupation of interest to you
- ___ Attend a Job Fair or Career Day in your school or community
- ___ Review career and college plans with your parents & family members
- ___ Make a list of networks- (Who do you know that works in a job you are interested in? Can that person help you make the appropriate contacts for employment?)
- ___ Request a job shadow day
- ___ Discuss your career or college plans with your school counselor
- ___ Prepare a resume
- ___ Contact companies you are interested in and ask if they require any training prior to employment (special licensing, technical trade classes, apprenticeship programs, etc).
- ___ Contact our local WorkOne office for job and training information: 812-424-4473

➤ MILITARY

Questions to ask yourself: (from <http://usmilitary.about.com/>)

- 1) What are your interests? Thing about what skills you would like to possess at the end of your term of service.
- 2) What skills do you bring to the table? Whether it is working with computers, mechanics, or administrative duties, the military can provide you with the best training in a wide variety of areas.
- 3) Are you willing to make the commitment? Seriously contemplate whether or not you will be happy with the commitment you are going to make. Once you have enlisted, you are under contract with the US government, and getting out is no easy feat.
- 4) Have you been fully informed? This is extremely important. You must ask all of the right questions before enlisting. Make sure you do the appropriate research and talk with as many people as possible.
- 5) What do you want to do in the future? Make sure you have the proper skills in military training to be successful in life.

➤ Technical Trade/Apprenticeship

Examples of these job training areas include:

- Culinary Arts School
- LPN's (Licensed Practical Nurse)
- EMT's (Emergency Medical Technician)
- Phlebotomists (Work in Medical Blood Lab)
- Diesel Mechanics
- Electrician
- Cosmetology
- HVAC (Heating & Air)
- Plumbers
- Welders
- Construction/Laborers
- Medical Technicians



NCAA/ NAIA COLLEGE LEVEL ATHLETICS

If there is a chance you might play a sport in college, you **MUST** register with the NCAA (National Collegiate Athletic Association) or the NAIA (National Association of Intercollegiate Athletics).

For NCAA, register online at www.eligibilitycenter.org. You will need to register, create a profile, and pay a registration fee. Next, you'll need to request your transcript via Parchment to the NCAA Clearinghouse (code 9999). You will also need to list NCAA Clearinghouse as a recipient for your SAT and ACT scores and can do so on the college board or act student account pages.

For NAIA, you will register at <https://play.mynaia.org>. You will register, create a profile, and it will prompt you from there. BHS will take care of uploading your transcript directly to the NAIA database. You will also need to list the NAIA Clearinghouse as a recipient for your SAT and ACT scores and can do so on the college board or act student account page using code 9876.



ScholarTrack

www.ScholarTrack.IN.gov

*ALL college bound seniors need to create a scholar track account. Scholar track is Indiana's one stop shop for all state financial aid information. With your user account, you can:

- apply for state financial aid scholarships such as 21st Century Scholar, the Mitch Daniels Early Grad Scholarship, and the Next Generation Hoosier Educators Scholarship.

- check the status of your FAFSA, college credit completion, and more

- see what financial aid you are being offered from the state, as well as accept or deny awards submit and view appeals

access additional college and career success resources

- complete your Scholar Success Program activities for 21st Century Scholars.

Our College Connection Coach Ms. Jordan will be coming to see you in your English 12 classes soon to get your accounts set up and help with this process.



**What's
Next?**

*We are here to help
you. Come see us in
the guidance office.*

NOW WHAT???

*After this meeting, take some time to process all this info. Then, get yourself organized and make a list of what needs to be done.

We will be hosting a help session to get you started on college applications, scholarship applications, NCAA/NAIA registration, Parchment account set up, Scholar Track, and ANYTHING else you need help with. Bring your Chromebook, any log ins that you have, and come prepared to work. Stop by the guidance office to get a pass to attend.

TUESDAY, SEPTEMBER 27: PART C- GUIDANCE WORKROOM

Ms. Jordan is also available every Monday and Tuesday to help you.

COLLEGE ADMISSION TESTING

BHS CEEB CODE: 150-250

The ACT Test

Register at: [ACT.org](https://act.org)

Cost with Writing: \$88

No Writing: \$63 |

If you qualify for Free or Reduced Lunch see your counselor for a SAT or ACT fee waiver.

The SAT Test Dates

Register at: sat.org/register

Cost: \$60


Free test prep and practice materials are available on both the ACT and SAT websites

2022-2023 SAT (Learn more about SAT at collegeboard.org)

Test Date	Registration Deadline	Late Registration Deadline
October 1, 2022	September 2, 2022	September 20, 2022
November 5, 2022	October 7, 2022	October 25, 2022
December 3, 2022	November 3, 2022	November 22, 2022
March 11, 2023	February 10, 2023	February 28, 2023
May 6, 2023	April 7, 2023	April 25, 2023
June 3, 2023	May 4, 2023	May 23, 2023

2022-2023 ACT (Learn more about ACT at act.org)

ACT Test Date	Registration Deadline	Late Fee Required
September 10, 2022	August 5, 2022	August 6-19, 2022
October 22, 2022	September 16, 2022	September 17-30, 2022
December 10, 2022	November 4, 2022	November 5-11, 2022
February 11, 2023	January 6, 2023	January 7-20, 2023
April 15, 2023	March 10, 2023	March 11-19, 2023
June 10, 2023	May 5, 2023	May 6-19, 2023
July 15, 2023	June 16, 2023	June 17-23, 2023



COLLEGE ENTRANCE EXAMS: THEY STILL MATTER

Even before the pandemic, many schools were making the SAT and ACT optional. The reason? Concern that the exams weren't accessible or affordable enough for low-income students, and a growing body of evidence that high school grades, activities and other achievements are better predictors of college success. Then the pandemic struck, forcing cancellation of the exams and causing even more schools to stop requiring them—at least temporarily.

Now that the tests are being administered again, many schools still require them as part of your college application. It's best to take at least one of the exams. If you do well, your score can help you win acceptance at your preferred school. As for cost, students who qualify for free or reduced-price lunch can take the SAT and ACT for free. Ask your school counselor for more information.

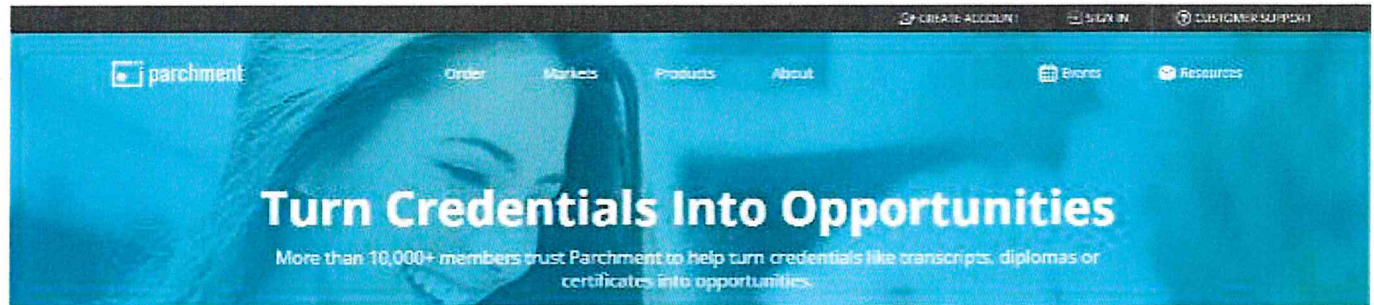
Find more information about the exams and how to sign up (and get emailed reminders about dates and deadlines) at collegeboard.org and [ACT.org](https://act.org)

Remember: 21st Century Scholars must take either the SAT or ACT to meet program requirements.

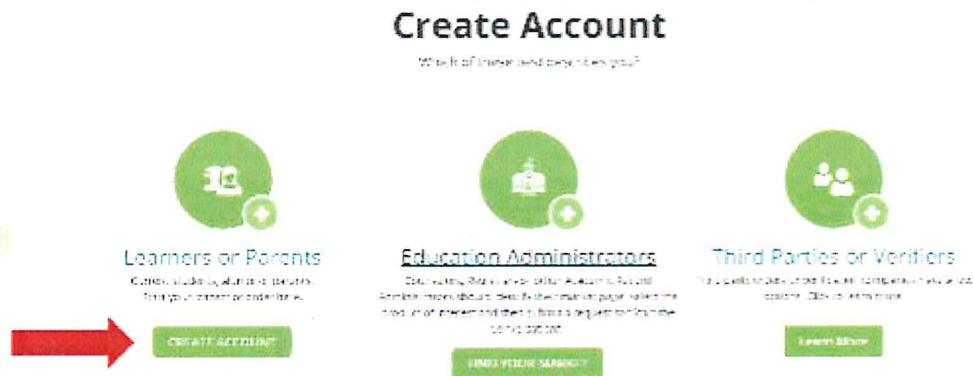
SAT Anticipated dates. Check the college board website for registration and late registration dates. (Those dates usually fall in the month before the exam.) Talk to your school counselor for test locations and more information.

Parchment Account Setup

1. Go to Parchment.com
2. At the Top Select Create Account



3. Under Learners or Parents, select Create Account.



4. Complete the Form, then select Sign up.

[f Sign up with Facebook](#)

OR

First Name	Middle Name (Optional)	Last Name
<input type="text"/>	<input type="text"/>	<input type="text"/>

☐ I am a parent / legal guardian

Date of Birth

Month	Day	Year
<input type="text"/>	<input type="text"/>	<input type="text"/>

Highest level of education

None selected

Email


Password

- 10 Character minimum
- At least one uppercase, lower-case, and number

[Sign Up](#)

5. You will get an email with a verification code. Enter the code here.

Nearly There.

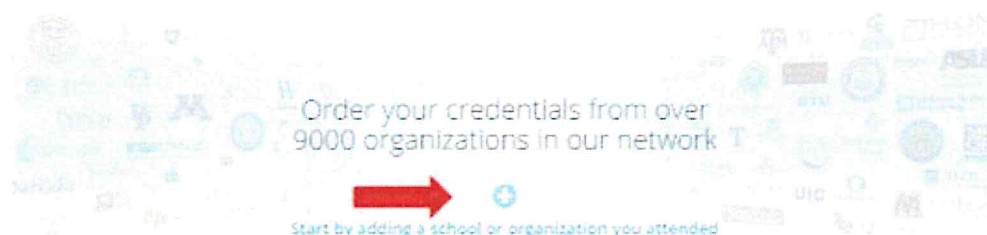


We emailed a verification code to
griffen.rohscheib@yahoo.com

Please enter the code below

Confirmation Code

6. On the next screen, complete the information. Add the year you started HS and your graduation year. Accept the terms and click continue.
7. Then click the + symbol and search for Boonville High School. Then click add. This will allow us to send your transcripts to school you wish to send them to.



8. From this point on you can log in and Order transcripts to be sent to schools you wish to send them to.



parchment®


COLLEGE & CAREER GO WEEK!

SEPTEMBER 26-30

- **Kick off to College & Career Week**
Support your college/trade school or career choice
Friday September 23-wear your School Gear

- **Guidance Work Session**
Sept. 27 during PT in Guidance Workroom
Get help with college applications, apprenticeship/post secondary planning
scholarship applications, NCAA eligibility-whatever you need.

- **Other activities**
Be on the lookout for games and other activities during the week.
Dedicate time to fill out college applications or find out more about your
future plans.



Waived Application Fees

- Here are some colleges that offer free applications
 - UE on UE's website
 - Oakland City
 - Ivy Tech
- USI is excited to offer seniors the chance to apply for admission for FREE during the entire month of September. On the payment screen, students should enter the promo code: collegego2022



College Goal Sunday, Sunday,
November 6th, 2022 from 2 -
4pm (Local Time).

COLLEGE GO!

LearnMoreIndiana.org

I've Applied...What's Next?

Congratulations! You have taken the very important first step to going to college – you've applied! Here are some tips and reminders of tasks that you need to complete over the next several months. If you have questions, contact your school counselor.

Paying Your Application Fee

When you submit your application, you may be required to pay an application fee. If so, you can pay your application fee the following ways:

1. You can pay via credit or debit card. Some colleges require a credit card to apply online. If you chose this option, you will need the following information: credit card type (Visa, MasterCard, etc.), credit card number, security code, name on card, expiration date.
2. You can submit your application online and pay via check in the mail. You will likely need to include a copy of your confirmation page with your check.
3. Choose the fee waiver option if you qualify for free or reduced lunch, or meet other requirements such as being a 21st Century Scholar or foster child. Check with your school counselor about this option. **DON'T CHOOSE THIS OPTION IF YOU DON'T QUALIFY.**
4. Apply during College Application Week when many of Indiana's colleges are waiving their application fees. Find more information at LearnMoreIndiana.org/college/applying-to-schools/#fee-header.

Follow Up with Transcripts, Test Scores, Recommendation Letters and Essays

Many admission offices require students to submit additional information in order to complete the application process. You can send your transcript to any college for free via Indiana's e-Transcript. Check your high school website or ask your counselor about e-Transcript.

Don't Forget Your Confirmation Page

If you applied online, save a copy or print a hardcopy of your confirmation page! Also, some schools require this page to be signed and mailed to the admission office to complete the application process. Either way, make sure you put this confirmation page in a safe place. If you are applying by hard copy, be sure to make a copy of your application for your records.

Schools Should Contact You!

Once you have submitted your application, campuses should be in touch with you via email or letter to inform you of the status of your application. If you haven't been contacted by the school in a month of submission, get in touch with the admission office to inquire about your application status.

Now that I applied to college, where can I learn more about paying for college?

- Speak with your family and school counselor about your financial aid options, or visit LearnMoreIndiana.org/cost.
- Complete and submit the FAFSA as early as possible. The sooner you submit the form, the better chance you have of getting an affordable financial aid package. It is available October 1 and Indiana's deadline for state aid is April 15. Visit FAFSA.gov for more information.
- **Consider attending a College Goal Sunday Event** (FAFSA help throughout Indiana in the fall and spring). For more information, visit CollegeGoalSunday.org.

College Planning



Career Success

COLLEGE GO!

Boonville High School

College/Job Shadowing Day Request Form

PARTS A & B: Must be completed 2 days prior to your visit to have your absence waived. *(Requests within 2 days of visit will be count as a regular absence)*

PART C: Completed on the day of your visit. Return form to office when you return.

➤ **Part A - Parent Consent**

Part A must be signed at least 2 days in advance of any visit.

I give my consent for _____ to be
(Student Name)
excused from Boonville High School on _____ so that he/she may
(Date)
visit/observe _____.
(College, University, Person/Company)

(Signature of Parent/Guardian) (Date)

(Phone Number)

➤ **Part B - Teacher Notification & School Consent**

Part B must be completed at least 2 days in advance of any visit.

Teacher's initial that they have been notified and approve this absence.

Period 1. _____
 2. _____
 3. _____
 4. _____

The above named student is approved for this visit.

(School Official's Signature/Attendance Office Staff) (Date)

➤ **Part C - Admissions Office/Mentor Verification**

I verify that this student visited our campus or business on _____.
(Date)

(Signature)

(Title)

Return to attendance office/main office when you return to school.