

**CANYON INDEPENDENT SCHOOL DISTRICT
BOARD OF EDUCATION
QUARTERLY INVESTMENT REPORT**

November 30, 2022

**Canyon Independent School District
Quarterly Report of Investment Activity
November 30, 2022**

Introduction

Section 2256.023 of the Education Code requires that the investment officer of the school district prepare and submit to the Board a report of investment activity and portfolio position on a quarterly basis. The report submitted for the quarter ended 11/30/22 consists of three parts - a summary of cash balances and income paid on investments during the quarter, a portfolio inventory as of the end of the quarter and a twelve month performance evaluation.

Cash and Investment Income Report

The distribution of assets at market value in the district's portfolio at 11/30/2022 was as follows:

Quarterly Investment Activity

	Book Value	%	Interest Income /Accrued Interest
Investment pool/accounts	\$32,391,377.78	46.36%	\$ 271,684.80
Property Tax Interest			2,223.42
Cash in bank	<u>37,475,451.32</u>	<u>53.64%</u>	<u>364,753.61</u>
Total Cash/Investments	<u>\$ 69,866,829.10</u>	100.00%	<u>\$ 638,661.83</u>

In the opinion of the administration, the district's portfolio at 11/30/2022 was effectively distributed taking into consideration the district's forecasted cash flow and liquidity needs, and current market conditions. All U.S. agency and corporate securities owned at this date were of high investment quality sufficient for a public entity portfolio and were purchased in accordance with current law.

Portfolio Inventory Report

The portfolio inventory report compares book value to market value, defined as follows:

Book Value	Funds that were paid to purchase the investment adjusted for amortization of premiums or discounts (shown on the report as carrying amount)
Market Value	Funds that would be received if the investment was sold on a particular day (in this case, the end of the quarter)

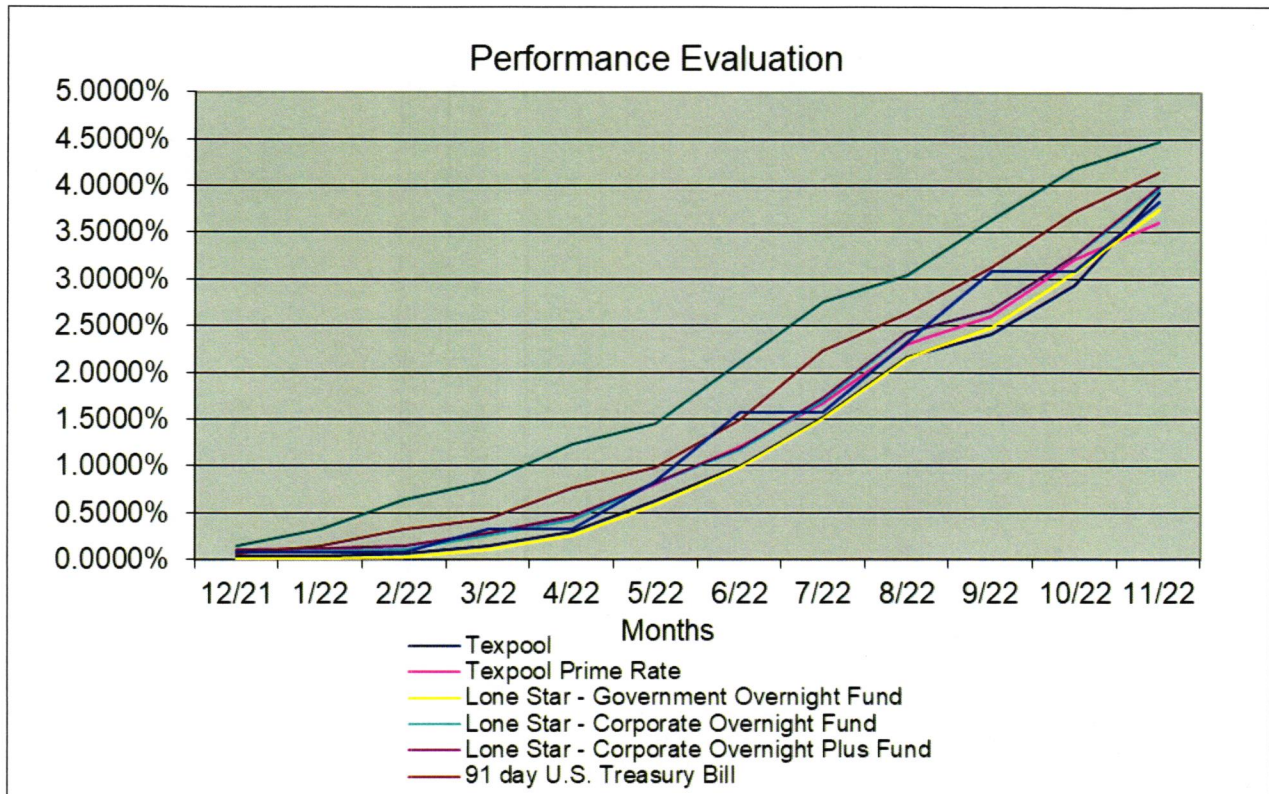
Any gains or losses reflected in the report are unrealized since the district has not liquidated its position in any of the securities or investment accounts shown. Please note the following information concerning total return (yield to maturity) when reviewing this report:

Total return of a specific category of investments is calculated as the weighted average return of all investments in that category.

Total return of the portfolio is calculated as the weighted average return of all investments.

Performance Evaluation

The attached Performance evaluation compares the total yield for the preceding twelve months for the 91-day U.S. Treasury Bills, the six month Treasury Bills, the Fed Funds rate, Lone Star Investment Pool and TEXPOOL Investment Pool.



Strategies

The Board of Trustees has formally approved a separate Investment Policy for Canyon ISD that meets the requirements of the Public Funds Investment Act (PFIA), Section 2256 of the Texas Local Governmental Code. This strategy is reviewed annually by the Board of Trustees and applies to all financial assets held by the District.

The District shall maintain a comprehensive cash management program to include the effective collection of all accounts receivable, prompt deposit of receipts to the District's depository and payment of obligations, and the prudent investment of idle funds in accordance with the approved investment strategies.

The District's investment program will be conducted in such a manner to accomplish the following listed in the order of priority:

1. Safety of Principal
2. Sufficient liquidity to meet anticipated cash flow requirements
3. Maximize financial returns within the current market conditions, in accordance with the District's investment strategy
4. Diversify in terms of investments, maturity scheduling, and financial institutions to reduce risk of loss resulting from over concentration of assets in a specific class of investments, specific maturity, or specific issuer.

Additional Information

The attached reports include additional schedules that further document and explain the district's investment position as of November 30, 2022. The Quarterly Investment Report includes a summary of each pooled fund stating the beginning and ending market value, as well as the beginning and ending book value. The Cash and Investment Income Report states the fully accrued interest for each pool and bank account and the associated ending book values for the quarter ending November 30, 2022. This report of the district's investment portfolio and the district's investment strategy is compliant with the Public Funds Investment Act (Chapter 2256, Government Code).

Submitted for approval on 1/10/2023,

ss:// Heather Wilson

Heather Wilson, Assistant Superintendent
of Business & Operations

ss:// Derek Criswell

Derek Criswell, Director of Finance &
Accounting

CANYON ISD
QUARTERLY INVESTMENT REPORT
Investment Portfolio for the Quarter ending 11/30/2022

<u>INVESTMENT POOLS</u>			Avg Qtly Rate	Ending Balances as of 8/31/22		Quarterly Net Transactions	Ending Balances as of 11/30/22	
				Book Value	Market Value		Book Value	Market Value
199	Government Overnight Fund	Various	3.29%	\$ 20,257.81	\$ 20,256.37	\$ 157.13	\$ 20,414.94	\$ 20,414.75
199	Corporate Overnight Plus Fund	Various	3.31%	8,675,144.97	8,674,851.92	3,496,388.54	12,171,533.51	12,170,171.08
240	Government Overnight Fund	Various	3.29%	68,337.85	68,332.99	529.28	68,867.13	68,866.47
511	Government Overnight Fund	Various	3.29%	0.05	0.05	-	0.05	0.05
511	Corporate Overnight Plus Fund	Various	3.31%	2,870,952.32	2,870,855.34	1,164,775.31	4,035,727.63	4,035,275.89
Total in Lone Star				11,634,693.00	11,634,296.67	4,661,850.26	16,296,543.26	16,294,728.24
199	TexPool Prime	Various	3.25%	\$ 15,139,943.34	\$ 15,139,943.34	\$ (4,402,442.16)	\$ 10,737,501.18	\$ 10,737,501.18
240	TexPool Prime	Various	3.25%	1,675,987.11	1,675,987.11	(837,704.51)	838,282.60	838,282.60
511	TexPool Prime	Various	3.25%	2,079,599.57	2,079,599.57	39,738.82	2,119,338.39	2,119,338.39
8XX	TexPool Prime	Various	3.25%	344,782.88	344,782.88	4,317.20	349,100.08	349,100.08
698	TexPool	Various	2.98%	7,019,821.45	7,019,821.45	(4,969,209.18)	2,050,612.27	2,050,612.27
Total in TexPool				26,260,134.35	26,260,134.35	(10,165,299.83)	16,094,834.52	16,094,834.52
Total in Investment Pools:				\$ 37,894,827.35	\$ 37,894,431.02	\$ (5,503,449.57)	\$ 32,391,377.78	\$ 32,389,562.76

None	FBSW / ANB CD's	Effective Date	Maturity Date	Yield	Opening Balance	Closing Balance	Interest Accrued	Quarterly Interest	Total Earned/ Accrued Interest
					as of 8/31/22	as of 11/30/22	as of 8/31/22	Accrued/Earned	as of 11/30/22
					-	-	-	-	-
					\$ -	\$ -	\$ -	\$ -	\$ -

**CANYON INDEPENDENT SCHOOL DISTRICT
CASH AND INVESTMENT INCOME REPORT
QUARTER ENDED 11/30/2022**

Bank Account Balances at End of Quarter

	<u>Balance</u>	<u>Interest Paid</u>	
Concentration Account (General, Clearing & Special Revenue)	\$ 33,668,370.40	\$ 298,861.64	
Food Service Fund	1,626,050.11	14,597.50	
Agency Funds	571,955.62	5,192.15	
Canyon Kids	565,547.84	5,795.30	
Employee Benefit Accounts	681,050.50	6,133.53	
Capital Projects Fund	362,476.85	34,173.49	
Total Bank Account Balances	<u>37,475,451.32</u>		
Subtotal - Interest Paid			364,753.61

Interest Paid by Randall County Tax Office

General Fund		1,652.30	
Debt Service Fund		<u>571.12</u>	
Subtotal - Interest Paid			2,223.42

Interest Paid in Lone Star Accounts

General Fund	12,191,948.45	79,468.90	
Food Service Fund	68,867.13	529.28	
Debt Service Fund	4,035,727.68	<u>26,259.86</u>	
Total Bank Account Balances	<u>16,296,543.26</u>		
Subtotal - Interest Paid			106,258.04

Interest Paid in TexPool Accounts

General Fund	10,737,501.18	122,193.70	
Food Service Fund	838,282.60	8,172.56	
Debt Service Fund	2,119,338.39	17,064.57	
Capital Projects Fund	2,050,612.27	15,185.70	
Trust Funds	349,100.08	<u>2,810.23</u>	
Total Bank Account Balances	<u>16,094,834.52</u>		
Subtotal - Interest Paid			<u>165,426.76</u>

Total - Interest Paid \$ 638,661.83

\$ 69,866,829.10

Participant #: 191901

Lone Star™ 2022 1st Quarter
Investment Pool **Quarterly Statement**

Statement Period: 09/01/2022 to 11/30/2022

L. Heather Wilson
Canyon ISD
PO Box 899
Canyon, Texas 79015-0899



Summary of Portfolio Holdings

Account	Fund	Number of Shares	Price Per Share	Account Book Value (USD)	Account Market Value (USD)	% Port.
Debt Service	Corporate Overnight Plus Fund	4,035,727.63	1.00	4,035,727.63	4,035,275.89	24.76%
	Government Overnight Fund	0.05	1.00	0.05	0.05	0.00%
		Totals:		4,035,727.68	4,035,275.94	

Account	Fund	Number of Shares	Price Per Share	Account Book Value (USD)	Account Market Value (USD)	% Port.
Food Service	Government Overnight Fund	68,867.13	1.00	68,867.13	68,866.47	0.42%
		Totals:		68,867.13	68,866.47	

Account	Fund	Number of Shares	Price Per Share	Account Book Value (USD)	Account Market Value (USD)	% Port.
General Fund	Corporate Overnight Plus Fund	12,171,533.51	1.00	12,171,533.51	12,170,171.08	74.69%
	Government Overnight Fund	20,414.94	1.00	20,414.94	20,414.75	0.13%
		Totals:		12,191,948.45	12,190,585.83	

Totals

	Fund	Number of Shares	Price Per Share	Fund Balance (USD)	% Port.
	Corporate Overnight Fund	0.00	1.00	0.00	0.00 %
	Government Overnight Fund	89,282.12	1.00	89,282.12	0.55 %
	Corporate Overnight Plus Fund	16,207,261.14	1.00	16,207,261.14	99.45 %
		Total Value:		16,296,543.26	100.00 %

Portfolio Transactions

Debt Service - Corporate Overnight Plus Fund

Settle Date	Trade Type	Share Balance	Number of Shares	Price/Share	Amount (USD)
09/01/2022	Starting Balance	2,870,952.32			2,870,952.32
09/06/2022	Deposit	2,878,200.86	7,248.54	1.00	7,248.54
09/16/2022	Deposit	2,882,605.81	4,404.95	1.00	4,404.95

Debt Service - Corporate Overnight Plus Fund (Continued)

Settle Date	Trade Type	Share Balance	Number of Shares	Price/Share	Amount (USD)
09/23/2022	Deposit	2,887,804.79	5,198.98	1.00	5,198.98
09/30/2022	Deposit	2,889,832.15	2,027.36	1.00	2,027.36
09/30/2022	Interest	2,896,172.35	6,340.20	1.00	6,340.20
10/05/2022	Deposit	2,897,104.62	932.27	1.00	932.27
10/28/2022	Deposit	2,941,859.29	44,754.67	1.00	44,754.67
10/31/2022	Interest	2,949,871.84	8,012.55	1.00	8,012.55
11/03/2022	Deposit	3,156,909.54	207,037.70	1.00	207,037.70
11/10/2022	Deposit	3,660,338.61	503,429.07	1.00	503,429.07
11/21/2022	Deposit	4,023,820.52	363,481.91	1.00	363,481.91
11/30/2022	Interest	4,035,727.63	11,907.11	1.00	11,907.11
11/30/2022	Ending Balance	4,035,727.63			4,035,727.63

Debt Service - Government Overnight Fund

Settle Date	Trade Type	Share Balance	Number of Shares	Price/Share	Amount (USD)
09/01/2022	Starting Balance	0.05			0.05
11/30/2022	Ending Balance	0.05			0.05

Food Service - Government Overnight Fund

Settle Date	Trade Type	Share Balance	Number of Shares	Price/Share	Amount (USD)
09/01/2022	Starting Balance	68,337.85			68,337.85
09/30/2022	Interest	68,477.38	139.53	1.00	139.53
10/31/2022	Interest	68,656.07	178.69	1.00	178.69
11/30/2022	Interest	68,867.13	211.06	1.00	211.06
11/30/2022	Ending Balance	68,867.13			68,867.13

General Fund - Corporate Overnight Plus Fund

Settle Date	Trade Type	Share Balance	Number of Shares	Price/Share	Amount (USD)
09/01/2022	Starting Balance	8,675,144.97			8,675,144.97
09/02/2022	Deposit	8,680,892.49	5,747.52	1.00	5,747.52
09/06/2022	Deposit	8,702,434.76	21,542.27	1.00	21,542.27
09/09/2022	Deposit	8,703,551.40	1,116.64	1.00	1,116.64
09/13/2022	Adjustment Add Shares Wire Rejected: invalid ABA	8,704,668.04	1,116.64	1.00	1,116.64
09/13/2022	Adjustment Add Shares Wire reject: Invalid ABA	8,710,415.56	5,747.52	1.00	5,747.52
09/13/2022	Withdrawal	8,704,668.04	-5,747.52	1.00	-5,747.52
09/13/2022	Withdrawal	8,703,551.40	-1,116.64	1.00	-1,116.64
09/16/2022	Deposit	8,716,686.63	13,135.23	1.00	13,135.23
09/16/2022	Deposit	8,716,779.40	92.77	1.00	92.77
09/23/2022	Deposit	8,721,001.11	4,221.71	1.00	4,221.71
09/23/2022	Deposit	8,737,215.16	16,214.05	1.00	16,214.05
09/23/2022	Withdrawal	8,732,993.45	-4,221.71	1.00	-4,221.71
09/23/2022	Withdrawal	8,731,876.81	-1,116.64	1.00	-1,116.64
09/23/2022	Withdrawal	8,726,129.29	-5,747.52	1.00	-5,747.52
09/23/2022	Withdrawal	8,726,036.52	-92.77	1.00	-92.77
09/30/2022	Deposit	8,732,016.10	5,979.58	1.00	5,979.58
09/30/2022	Deposit	8,757,508.70	25,492.60	1.00	25,492.60
09/30/2022	Withdrawal	8,732,016.10	-25,492.60	1.00	-25,492.60
09/30/2022	Interest	8,751,183.20	19,167.10	1.00	19,167.10
10/05/2022	Deposit	8,753,931.49	2,748.29	1.00	2,748.29
10/07/2022	Deposit	8,769,959.10	16,027.61	1.00	16,027.61
10/07/2022	Withdrawal	8,753,931.49	-16,027.61	1.00	-16,027.61

General Fund - Corporate Overnight Plus Fund (Continued)

Settle Date	Trade Type	Share Balance	Number of Shares	Price/Share	Amount (USD)
10/14/2022	Deposit	8,759,392.77	5,461.28	1.00	5,461.28
10/14/2022	Withdrawal	8,753,931.49	-5,461.28	1.00	-5,461.28
10/21/2022	Deposit	8,760,281.34	6,349.85	1.00	6,349.85
10/21/2022	Withdrawal	8,753,931.49	-6,349.85	1.00	-6,349.85
10/28/2022	Deposit	8,887,440.04	133,508.55	1.00	133,508.55
10/28/2022	Withdrawal	8,874,978.36	-12,461.68	1.00	-12,461.68
10/31/2022	Deposit	8,887,440.04	12,461.68	1.00	12,461.68
10/31/2022	Interest	8,911,646.88	24,206.84	1.00	24,206.84
11/03/2022	Deposit	9,532,076.53	620,429.65	1.00	620,429.65
11/04/2022	Deposit	9,540,736.43	8,659.90	1.00	8,659.90
11/10/2022	Deposit	11,051,613.52	1,510,877.09	1.00	1,510,877.09
11/14/2022	Deposit	11,059,642.77	8,029.25	1.00	8,029.25
11/17/2022	Withdrawal	11,050,982.87	-8,659.90	1.00	-8,659.90
11/17/2022	Withdrawal	11,042,953.62	-8,029.25	1.00	-8,029.25
11/17/2022	Withdrawal	11,029,172.17	-13,781.45	1.00	-13,781.45
11/18/2022	Deposit	11,042,953.62	13,781.45	1.00	13,781.45
11/21/2022	Deposit	12,133,316.64	1,090,363.02	1.00	1,090,363.02
11/29/2022	Adjustment Add Shares	12,135,595.68	2,279.04	1.00	2,279.04
11/30/2022	Interest	12,171,533.51	35,937.83	1.00	35,937.83
11/30/2022	Ending Balance	12,171,533.51			12,171,533.51

General Fund - Government Overnight Fund

Settle Date	Trade Type	Share Balance	Number of Shares	Price/Share	Amount (USD)
09/01/2022	Starting Balance	20,257.81			20,257.81
09/30/2022	Interest	20,299.17	41.36	1.00	41.36
10/28/2022	Deposit	32,760.85	12,461.68	1.00	12,461.68
10/28/2022	Deposit	45,222.53	12,461.68	1.00	12,461.68
10/31/2022	Adjustment Deduct Shares Correction for deposit posted to the wrong fund. Effective as of 10/28/2022	32,760.85	-12,461.68	1.00	-12,461.68
10/31/2022	Adjustment Deduct Shares Correction of double posted deposit. Effective as of 10/28/2022	20,299.17	-12,461.68	1.00	-12,461.68
10/31/2022	Interest	20,352.14	52.97	1.00	52.97
11/14/2022	Deposit	28,381.39	8,029.25	1.00	8,029.25
11/14/2022	Adjustment Deduct Shares Posted to incorrect account.	20,352.14	-8,029.25	1.00	-8,029.25
11/28/2022	Deposit	22,631.18	2,279.04	1.00	2,279.04
11/29/2022	Adjustment Deduct Shares wrong subfund	20,352.14	-2,279.04	1.00	-2,279.04
11/30/2022	Interest	20,414.94	62.80	1.00	62.80
11/30/2022	Ending Balance	20,414.94			20,414.94



Important Information about this statement

Please review this statement carefully, it is the official record of your account with Lone Star Investment Pool and First Public, LLC. If you disagree with any transaction, or if there are any errors or omissions in this statement please notify us promptly in writing, but no later than 10 business days after receipt of this statement. Trades pending settlement will not appear on this statement. All such trades will appear in the next monthly statement. The yield for the period is an annualized rate that reflects the relationship between the average amount of income earned and the average daily balance for the account. Please notify First Public promptly and in writing of any changes of address or phone number. Times of transactions will be furnished upon written request. The Lone Star Investment Pool Information Statement should be read carefully before investing. Investors should consider the investment objectives, risks, charges and expenses associated with municipal fund securities before investing. All transactions are no load. No remuneration has, or will be, paid to any entity in connection with this transaction. An investor may obtain an Information Statement by contacting First Public at the address and phone number identified above. An investment in Lone Star investment Pool is not insured or guaranteed by the Federal Deposit Insurance Corporation ("FDIC") or any other government agency and although Lone Star Investment Pool seeks to preserve the value of the investment at a fixed share price, it is possible to lose money by investing in municipal fund securities.

TexPool Participant Services
1001 Texas Avenue, Suite 1150
Houston, TX 77002



CANYON ISD
GENERAL
ATTN L HEATHER WILSON
PO BOX 899
CANYON TX 79015-0899

Participant Statement

Statement Period 11/01/2022 - 11/30/2022

Customer Service 1-866-TEX-POOL
Location ID 000078908
Investor ID 000014342

TexPool Update

Keep up to date with the latest market talk from our portfolio managers and strategists by visiting the Insights page of TexPool.com.

TexPool Summary

Pool Name	Beginning Balance	Total Deposits	Total Withdrawals	Total Interest	Current Balance	Average Balance
Texpool Prime	\$14,651,644.51	\$5,495,612.26	\$9,450,216.05	\$40,460.46	\$10,737,501.18	\$12,633,874.18
Total Dollar Value	\$14,651,644.51	\$5,495,612.26	\$9,450,216.05	\$40,460.46	\$10,737,501.18	

Portfolio Value

Pool Name	Pool/Account	Market Value (11/01/2022)	Share Price (11/30/2022)	Shares Owned (11/30/2022)	Market Value (11/30/2022)
Texpool Prime	590/7890800001	\$14,651,644.51	\$1.00	10,737,501.180	\$10,737,501.18
Total Dollar Value		\$14,651,644.51			\$10,737,501.18

Interest Summary

Pool Name	Pool/Account	Month-to-Date Interest	Year-to-Date Interest
Texpool Prime	590/7890800001	\$40,460.46	\$201,499.04
Total		\$40,460.46	\$201,499.04

Transaction Detail

Texpool Prime

Pool/Account: 590/7890800001

Participant: CANYON ISD

Transaction Date	Settlement Date	Transaction Description	Transaction Dollar Amount	Share Price	Shares This Transaction	Shares Owned
11/01/2022	11/01/2022	BEGINNING BALANCE	\$14,651,644.51	\$1.00		14,651,644.510
11/01/2022	11/01/2022	DIRECT DEPOSIT	\$300,423.21	\$1.00	300,423.210	14,952,067.720
11/08/2022	11/08/2022	DIRECT DEPOSIT	\$5,625.84	\$1.00	5,625.840	14,957,693.560
11/14/2022	11/14/2022	DIRECT DEPOSIT	\$4,082.44	\$1.00	4,082.440	14,961,776.000
11/16/2022	11/16/2022	DIRECT DEPOSIT	\$2,299,007.28	\$1.00	2,299,007.280	17,260,783.280
11/16/2022	11/16/2022	DIRECT DEPOSIT	\$141,500.49	\$1.00	141,500.490	17,402,283.770
11/17/2022	11/17/2022	WITHDRAWAL	\$5,625.84-	\$1.00	5,625.840-	17,396,657.930
11/17/2022	11/17/2022	WITHDRAWAL	\$4,082.44-	\$1.00	4,082.440-	17,392,575.490
11/18/2022	11/18/2022	WITHDRAWAL	\$7,000,000.00-	\$1.00	7,000,000.000-	10,392,575.490
11/18/2022	11/18/2022	WITHDRAWAL	\$2,299,007.28-	\$1.00	2,299,007.280-	8,093,568.210
11/18/2022	11/18/2022	WITHDRAWAL	\$141,500.49-	\$1.00	141,500.490-	7,952,067.720
11/25/2022	11/25/2022	DIRECT DEPOSIT	\$2,744,973.00	\$1.00	2,744,973.000	10,697,040.720
11/30/2022	11/30/2022	MONTHLY POSTING	\$40,460.46	\$1.00	40,460.460	10,737,501.180
Account Value as of 11/30/2022			\$10,737,501.18	\$1.00		10,737,501.180

TexPool Participant Services
1001 Texas Avenue, Suite 1150
Houston, TX 77002



CANYON ISD
DEBT SERVICE
ATTN L HEATHER WILSON
PO BOX 899
CANYON TX 79015-0899

Participant Statement

Statement Period 11/01/2022 - 11/30/2022

Customer Service 1-866-TEX-POOL
Location ID 000078908
Investor ID 000014343

TexPool Update

Keep up to date with the latest market talk from our portfolio managers and strategists by visiting the Insights page of TexPool.com.

TexPool Summary

Pool Name	Beginning Balance	Total Deposits	Total Withdrawals	Total Interest	Current Balance	Average Balance
Texpool Prime	\$2,113,287.01	\$0.00	\$750.00	\$6,801.38	\$2,119,338.39	\$2,112,813.72
Total Dollar Value	\$2,113,287.01	\$0.00	\$750.00	\$6,801.38	\$2,119,338.39	

Portfolio Value

Pool Name	Pool/Account	Market Value (11/01/2022)	Share Price (11/30/2022)	Shares Owned (11/30/2022)	Market Value (11/30/2022)
Texpool Prime	590/7890800002	\$2,113,287.01	\$1.00	2,119,338.390	\$2,119,338.39
Total Dollar Value		\$2,113,287.01			\$2,119,338.39

Interest Summary

Pool Name	Pool/Account	Month-to-Date Interest	Year-to-Date Interest
Texpool Prime	590/7890800002	\$6,801.38	\$29,245.89
Total		\$6,801.38	\$29,245.89

Transaction Detail

Texpool Prime

Participant: CANYON ISD

Pool/Account: 590/7890800002

Transaction Date	Settlement Date	Transaction Description	Transaction Dollar Amount	Share Price	Shares This Transaction	Shares Owned
11/01/2022	11/01/2022	BEGINNING BALANCE	\$2,113,287.01	\$1.00		2,113,287.010
11/03/2022	11/03/2022	WITHDRAWAL	\$750.00-	\$1.00	750.000-	2,112,537.010
11/30/2022	11/30/2022	MONTHLY POSTING	\$6,801.38	\$1.00	6,801.380	2,119,338.390
Account Value as of 11/30/2022			\$2,119,338.39	\$1.00		2,119,338.390

TexPool Participant Services
1001 Texas Avenue, Suite 1150
Houston, TX 77002



CANYON ISD
FOOD SERVICE
ATTN L HEATHER WILSON
PO BOX 899
CANYON TX 79015-0899

Participant Statement

Statement Period 11/01/2022 - 11/30/2022

Customer Service 1-866-TEX-POOL
Location ID 000078908
Investor ID 000014344

TexPool Update

Keep up to date with the latest market talk from our portfolio managers and strategists by visiting the Insights page of TexPool.com.

TexPool Summary

Pool Name	Beginning Balance	Total Deposits	Total Withdrawals	Total Interest	Current Balance	Average Balance
Texpool Prime	\$1,112,666.63	\$0.00	\$277,874.29	\$3,490.26	\$838,282.60	\$1,084,995.54
Total Dollar Value	\$1,112,666.63	\$0.00	\$277,874.29	\$3,490.26	\$838,282.60	

Portfolio Value

Pool Name	Pool/Account	Market Value (11/01/2022)	Share Price (11/30/2022)	Shares Owned (11/30/2022)	Market Value (11/30/2022)
Texpool Prime	590/7890800003	\$1,112,666.63	\$1.00	838,282.600	\$838,282.60
Total Dollar Value		\$1,112,666.63			\$838,282.60

Interest Summary

Pool Name	Pool/Account	Month-to-Date Interest	Year-to-Date Interest
Texpool Prime	590/7890800003	\$3,490.26	\$16,005.62
Total		\$3,490.26	\$16,005.62

Transaction Detail

Texpool Prime

Participant: CANYON ISD

Pool/Account: 590/7890800003

Transaction Date	Settlement Date	Transaction Description	Transaction Dollar Amount	Share Price	Shares This Transaction	Shares Owned
11/01/2022	11/01/2022	BEGINNING BALANCE	\$1,112,666.63	\$1.00		1,112,666.630
11/28/2022	11/28/2022	WITHDRAWAL	\$277,874.29	\$1.00	277,874.290	834,792.340
11/30/2022	11/30/2022	MONTHLY POSTING	\$3,490.26	\$1.00	3,490.260	838,282.600
Account Value as of 11/30/2022			\$838,282.60	\$1.00		838,282.600

TexPool Participant Services
1001 Texas Avenue, Suite 1150
Houston, TX 77002



CANYON ISD
CAPITAL PROJECTS
ATTN L HEATHER WILSON
PO BOX 899
CANYON TX 79015-0899

Participant Statement

Statement Period 11/01/2022 - 11/30/2022

Customer Service 1-866-TEX-POOL
Location ID 000078908
Investor ID 000014345

TexPool Update

Keep up to date with the latest market talk from our portfolio managers and strategists by visiting the Insights page of TexPool.com.

TexPool Summary

Pool Name	Beginning Balance	Total Deposits	Total Withdrawals	Total Interest	Current Balance	Average Balance
Texas Local Government Investment Pool	\$2,044,544.20	\$0.00	\$0.00	\$6,068.07	\$2,050,612.27	\$2,044,746.47
Total Dollar Value	\$2,044,544.20	\$0.00	\$0.00	\$6,068.07	\$2,050,612.27	

Portfolio Value

Pool Name	Pool/Account	Market Value (11/01/2022)	Share Price (11/30/2022)	Shares Owned (11/30/2022)	Market Value (11/30/2022)
Texas Local Government Investment Pool	449/7890800004	\$2,044,544.20	\$1.00	2,050,612.270	\$2,050,612.27
Total Dollar Value		\$2,044,544.20			\$2,050,612.27

Interest Summary

Pool Name	Pool/Account	Month-to-Date Interest	Year-to-Date Interest
Texas Local Government Investment Pool	449/7890800004	\$6,068.07	\$37,734.70
Total		\$6,068.07	\$37,734.70

Transaction Detail

Texas Local Government Investment Pool

Participant: CANYON ISD

Pool/Account: 449/7890800004

Transaction Date	Settlement Date	Transaction Description	Transaction Dollar Amount	Share Price	Shares This Transaction	Shares Owned
11/01/2022	11/01/2022	BEGINNING BALANCE	\$2,044,544.20	\$1.00		2,044,544.200
11/30/2022	11/30/2022	MONTHLY POSTING	\$6,068.07	\$1.00	6,068.070	2,050,612.270
Account Value as of 11/30/2022			\$2,050,612.27	\$1.00		2,050,612.270

TexPool Participant Services
1001 Texas Avenue, Suite 1150
Houston, TX 77002



CANYON ISD
TRUST/AGENCY
ATTN L HEATHER WILSON
PO BOX 899
CANYON TX 79015-0899

Participant Statement

Statement Period 11/01/2022 - 11/30/2022

Customer Service 1-866-TEX-POOL
Location ID 000078908
Investor ID 000014347

TexPool Update

Keep up to date with the latest market talk from our portfolio managers and strategists by visiting the Insights page of TexPool.com.

TexPool Summary

Pool Name	Beginning Balance	Total Deposits	Total Withdrawals	Total Interest	Current Balance	Average Balance
Texpool Prime	\$347,979.77	\$0.00	\$0.00	\$1,120.31	\$349,100.08	\$348,017.11
Total Dollar Value	\$347,979.77	\$0.00	\$0.00	\$1,120.31	\$349,100.08	

Portfolio Value

Pool Name	Pool/Account	Market Value (11/01/2022)	Share Price (11/30/2022)	Shares Owned (11/30/2022)	Market Value (11/30/2022)
Texpool Prime	590/7890800006	\$347,979.77	\$1.00	349,100.080	\$349,100.08
Total Dollar Value		\$347,979.77			\$349,100.08

Interest Summary

Pool Name	Pool/Account	Month-to-Date Interest	Year-to-Date Interest
Texpool Prime	590/7890800006	\$1,120.31	\$4,818.20
Total		\$1,120.31	\$4,818.20

Transaction Detail

Texpool Prime

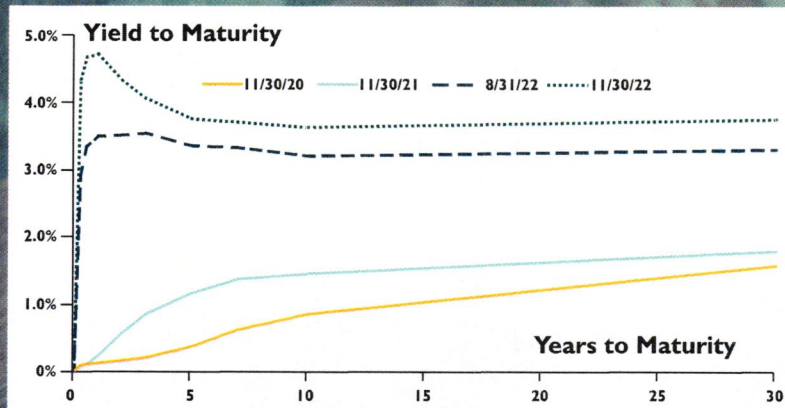
Participant: CANYON ISD

Pool/Account: 590/7890800006

Transaction Date	Settlement Date	Transaction Description	Transaction Dollar Amount	Share Price	Shares This Transaction	Shares Owned
11/01/2022	11/01/2022	BEGINNING BALANCE	\$347,979.77	\$1.00		347,979.770
11/30/2022	11/30/2022	MONTHLY POSTING	\$1,120.31	\$1.00	1,120.310	349,100.080
Account Value as of 11/30/2022			\$349,100.08	\$1.00		349,100.080

Quarterly Position Report

November 30, 2022



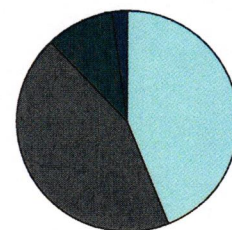
U.S. Treasury yields rose, and the curve became much more inverted in the three-month period ending in November. At the end of November, the one-year bill was yielding 95 basis points more than the 30-year bond. The equity markets rose in the three-month period as the S&P 500 index rose more than 3%. In September, the Fed raised the target rate by 75 basis points to a range of 3.00-3.25%. At that time, guidance of an additional 125 basis points by the end of 2022 pushed yields higher. The Fed raised the target interest rate by another 75 basis points at the November 2 FOMC meeting to a range of 3.75-4.00%. Fed officials have indicated that the pace of the rate hikes may slow, but that the target rate will likely remain elevated for longer than many market participants have expected. While inflation remains very elevated, there have been signs of slowing price growth. After hikes of 75 basis points at four consecutive FOMC meetings, the Fed funds futures market was pricing in 50 basis points at the December 14 meeting as of the end of November.

Government Overnight Fund

Duration 0.01248

	Participant Assets	Market Value
Beginning of Quarter Balance	4,476,894,133.29	4,476,575,890.03
Deposits	2,200,956,913.99	
Withdrawals	(2,186,650,080.44)	
End of Quarter Balance	4,491,200,966.84	4,491,158,235.40

Cash/Repo	44%
Agencies	44%
Treasuries	10%
MM Funds	2%

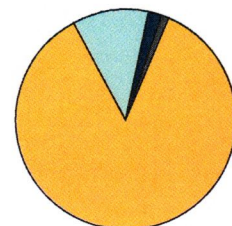


Corporate Overnight Fund

Duration 0.18801

	Participant Assets	Market Value
Beginning of Quarter Balance	3,177,832,719.61	3,177,877,705.47
Deposits	1,588,408,867.82	
Withdrawals	(1,674,678,491.44)	
End of Quarter Balance	3,091,563,095.99	3,091,275,515.84

Commercial Paper	86%
Cash/Repo	11%
MM Funds	2%
Agencies	1%

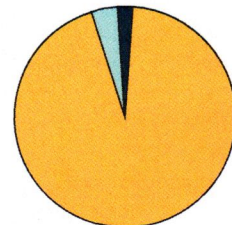


Corporate Overnight Plus Fund

Duration 0.21208

	Participant Assets	Market Value
Beginning of Quarter Balance	7,802,166,526.00	7,801,902,967.77
Deposits	4,541,691,077.03	
Withdrawals	(4,686,058,323.37)	
End of Quarter Balance	7,657,799,279.66	7,656,942,097.40

Commercial Paper	94%
Cash/Repo	4%
MM Funds	2%



Returns

	September		October		November	
	Average Rate	7-day SEC Yield	Average Rate	7-day SEC Yield	Average Rate	7-day SEC Yield
Govt Overnight Fund	2.48%	2.93%	3.07%	3.14%	3.74%	3.83%
Corp Overnight Fund	2.67%	3.18%	3.25%	3.29%	3.96%	4.06%
Corp Overnight Plus Fund	2.68%	3.15%	3.25%	3.29%	3.99%	4.12%

William Mastrodicasa
William Mastrodicasa

Lone Star Investment Pool Investment Officers

Tammy Davis
Tammy Davis

Distributed by First Public. The Lone Star Information Statement should be read carefully before investing. Investors should consider the investment objectives, risks, charges, and expenses associated with this or any security prior to investing. Investment in Lone Star Investment Pool is not insured or guaranteed by the Federal Deposit Insurance Corporation (FDIC) or any other government agency, and although Lone Star seeks to preserve the value of the investment at a fixed share price, it is possible to lose money by investing in Lone Star. For further information or for an Information Statement, contact First Public at 800.558.8875.



Monthly Newsletter: December 2022

ANNOUNCEMENTS

We welcome the following entities who joined TexPool in November 2022:

TexPool

City of Gholson
Parkside on the River MUD 1
Gordon ISD
Williamson County MUD 19F
City of Yoakum
City of Hondo
Midland County Hospital District dba
Midland Memorial Hospital

TexPool Prime

Gordon ISD
City of Hondo
Midland County Hospital District dba
Midland Memorial Hospital

Upcoming Events

January 28, 2023 - February 1, 2023
Texas Association of School Administrators (TASA) Midwinter conference 2023
Austin, TX

February 2, 2023 - February 4, 2023
SAFE-D 2023 Annual Conference
Round Rock, TX

TexPool Advisory Board Members

Patrick Krishock	David Landeros
Belinda Weaver	Sharon Matthews
Deborah	David Garcia
Laudermilk	Dina Edgar
Valarie Van Vlack	

Overseen by the State of Texas Comptroller of Public Accounts Glenn Hegar
Operated under the supervision of the Texas Treasury Safekeeping Trust Company

Economic and Market Commentary: Just the facts

December 1, 2022

For a word so central to many fields, it's fascinating that we can't decide if "data" should be a singular or plural noun. The vernacular has veered to the former, kicking "datum" to the curb. Many analysts, economists and scientists prefer using the grammatically correct latter configuration.

Of course, the Federal Reserve is always dependent on what the data show/shows. But gut feelings and abstract theories play a role. That shouldn't be the case for the Federal Open Market Committee's (FOMC) mid-December meeting. The markets are likely to interpret a downshift to a half-percentage-point hike as a change in monetary policy as investors are looking for any indication this tightening cycle will end. If the FOMC makes that move only to return to a three-quarter point hike in January, it risks losing credibility. That it cannot afford.

The economy is flashing many conflicting signals. Inflation is sky high, but October's lower-than-expected Consumer Price Index (CPI), Personal Consumption Expenditures Index (PCE) and Producer Price Index (PPI) figures indicate it might be softening. While the housing market clearly has slowed, new home sales rose 7.5% in October compared to an

(continued page 6)

Performance as of November 30, 2022

	TexPool	TexPool Prime
Current Invested Balance	\$24,633,746,788	\$9,481,572,396
Weighted Average Maturity**	20 Days	11 Days
Weighted Average Life**	90 Days	56 Days
Net Asset Value	0.99946	0.99966
Total Number of Participants	2,747	470
Management Fee on Invested Balance	0.0450%	0.0550%
Interest Distributed	\$72,462,371.47	\$30,888,771.12
Management Fee Collected	\$722,555.32	\$363,895.61
Standard & Poor's Current Rating	AAAm	AAAm
Month Averages		
Average Invested Balance	\$24,428,069,580	\$9,601,356,124
Average Monthly Rate*	3.61%	3.92%
Average Weighted Average Maturity**	21	14
Average Weighted Average Life**	95	61

*This average monthly rate for TexPool Prime for each date may reflect a waiver of some portion or all of each of the management fees.

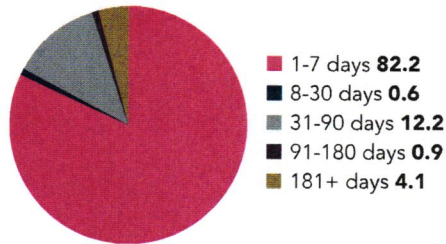
**See page 2 for definitions.

Past performance is no guarantee of future results.



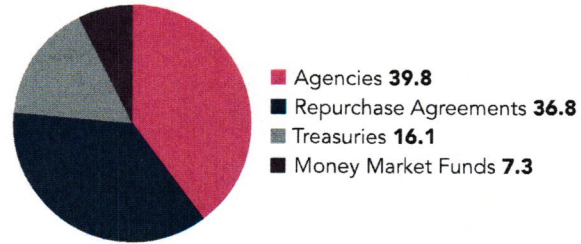
Portfolio by Maturity (%)

As of November 30, 2022



Portfolio by Type of Investment (%)

As of November 30, 2022



Portfolio Asset Summary as of November 30, 2022

	Book Value	Market Value
Uninvested Balance	\$476.61	\$476.61
Receivable for Investments Sold	0.00	0.00
Accrual of Interest Income	56,624,448.52	56,624,448.52
Interest and Management Fees Payable	-72,462,365.49	-72,462,365.49
Payable for Investments Purchased	0.00	0.00
Accrued Expenses & Taxes	-24,433.91	-24,433.91
Repurchase Agreements	9,064,748,000.00	9,064,748,000.00
Mutual Fund Investments	1,794,074,000.00	1,794,085,200.00
Government Securities	9,809,919,272.64	9,800,011,481.26
US Treasury Bills	2,291,978,859.55	2,289,379,578.44
US Treasury Notes	1,688,888,529.99	1,688,271,317.62
Total	\$24,633,746,787.91	\$24,620,633,703.05

Market value of collateral supporting the Repurchase Agreements is at least 102% of the Book Value. The portfolio is managed by Federated Investment Counseling and the assets are safe kept in a separate custodial account at State Street Bank in the name of TexPool. The only source of payment to the Participants is the assets of TexPool. There is no secondary source of payment for the pool such as insurance or State guarantee. Should you require a copy of the portfolio, please contact TexPool Participant Services.

Participant Summary

	Number of Participants	Balance
School District	602	\$6,714,390,277.93
Higher Education	60	\$1,293,752,499.11
County	196	\$3,046,864,929.12
Healthcare	92	\$1,307,349,802.84
Utility District	906	\$3,884,163,312.08
City	487	\$7,042,793,833.02
Emergency Districts	99	\$307,311,483.25
Economic Development Districts	85	\$166,649,077.56
Other	220	\$870,510,008.16

**Definition of Weighted Average Maturity and Weighted Average Life

WAM is the mean average of the periods of time remaining until the securities held in TexPool (a) are scheduled to be repaid, (b) would be repaid upon a demand by TexPool, or (c) are scheduled to have their interest rate readjusted to reflect current market rates. Securities with adjustable rates payable upon demand are treated as maturing on the earlier of the two dates set forth in (b) and (c) if their scheduled maturity is 397 days or less; and the later of the two dates set forth in (b) and (c) if their scheduled maturity is more than 397 days. The mean is weighted based on the percentage of the amortized cost of the portfolio invested in each period.

WAL is calculated in the same manner as WAM, but is based solely on the periods of time remaining until the securities held in TexPool (a) are scheduled to be repaid or (b) would be repaid upon a demand by TexPool, without reference to when interest rates of securities within TexPool are scheduled to be readjusted.



Daily Summary

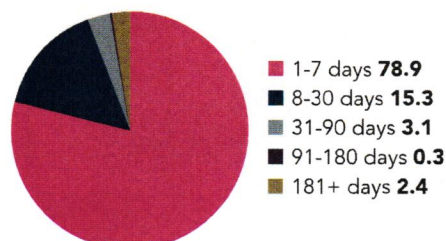
Date	Money Mkt. Fund Equiv. (SEC Std.)	Dividend Factor	TexPool Invested Balance	NAV	WAM Days	WAL Days
11/1	3.0383%	0.000083242	\$24,759,847,575.29	0.99933	22	102
11/2	3.0376%	0.000083221	\$24,768,398,987.31	0.99934	22	101
11/3	3.3217%	0.000091006	\$24,834,947,154.53	0.99935	22	101
11/4	3.6401%	0.000099730	\$24,783,048,638.84	0.99939	23	101
11/5	3.6401%	0.000099730	\$24,783,048,638.84	0.99939	23	101
11/6	3.6401%	0.000099730	\$24,783,048,638.84	0.99939	23	101
11/7	3.6391%	0.000099701	\$24,701,351,315.21	0.99939	21	99
11/8	3.6248%	0.000099310	\$24,730,550,049.31	0.99940	21	99
11/9	3.6235%	0.000099274	\$24,664,401,949.88	0.99940	21	98
11/10	3.6254%	0.000099327	\$24,584,919,568.42	0.99942	22	99
11/11	3.6254%	0.000099327	\$24,584,919,568.42	0.99942	22	99
11/12	3.6254%	0.000099327	\$24,584,919,568.42	0.99942	22	99
11/13	3.6254%	0.000099327	\$24,584,919,568.42	0.99942	22	99
11/14	3.6229%	0.000099257	\$24,709,683,237.61	0.99946	20	92
11/15	3.6481%	0.000099947	\$24,481,895,980.40	0.99947	20	92
11/16	3.6470%	0.000099918	\$24,437,872,706.69	0.99945	20	92
11/17	3.6738%	0.000100651	\$24,409,799,409.37	0.99944	20	92
11/18	3.6692%	0.000100527	\$24,060,333,686.56	0.99942	21	93
11/19	3.6692%	0.000100527	\$24,060,333,686.56	0.99942	21	93
11/20	3.6692%	0.000100527	\$24,060,333,686.56	0.99942	21	93
11/21	3.6709%	0.000100572	\$24,018,615,221.45	0.99944	19	92
11/22	3.6811%	0.000100851	\$23,959,296,195.81	0.99945	19	91
11/23	3.6860%	0.000100987	\$23,895,149,701.79	0.99945	21	94
11/24	3.6860%	0.000100987	\$23,895,149,701.79	0.99945	21	94
11/25	3.7006%	0.000101387	\$24,232,252,493.57	0.99947	22	91
11/26	3.7006%	0.000101387	\$24,232,252,493.57	0.99947	22	91
11/27	3.7006%	0.000101387	\$24,232,252,493.57	0.99947	22	91
11/28	3.7206%	0.000101933	\$24,221,246,283.57	0.99945	20	90
11/29	3.7264%	0.000102094	\$24,153,552,425.44	0.99945	21	91
11/30	3.7500%	0.000102740	\$24,633,746,787.91	0.99946	20	90
Average:	3.6110%	0.000098931	\$24,428,069,580.47	0.99942	21	95



TexPool Prime

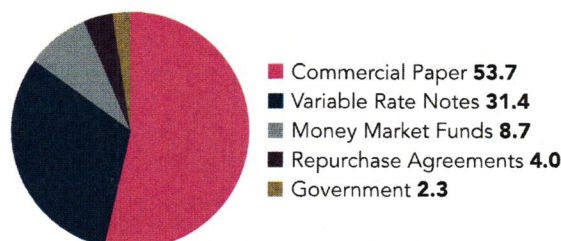
Portfolio by Maturity (%)

As of November 30, 2022



Portfolio by Type of Investment (%)

As of November 30, 2022



Portfolio Asset Summary as of November 30, 2022

	Book Value	Market Value
Uninvested Balance	\$1,356.72	\$1,356.72
Receivable for Investments Sold	0.00	0.00
Accrual of Interest Income	14,294,876.99	14,294,876.99
Interest and Management Fees Payable	-30,888,774.20	-30,888,774.20
Payable for Investments Purchased	0.00	0.00
Accrued Expenses & Taxes	-12,028.40	-12,028.40
Repurchase Agreements	381,045,000.00	381,045,000.00
Commercial Paper	5,046,936,775.75	5,044,508,030.92
Mutual Fund Investments	830,153,483.22	829,611,077.83
Government Securities	199,537,833.38	199,479,520.00
Variable Rate Notes	3,040,503,872.87	3,040,266,861.81
Total	\$9,481,572,396.33	\$9,478,305,921.67

Market value of collateral supporting the Repurchase Agreements is at least 102% of the Book Value. The portfolio is managed by Federated Investment Counseling and the assets are safe kept in a separate custodial account at State Street Bank in the name of TexPool Prime. The assets of TexPool Prime are the only source of payments to the Participants. There is no secondary source of payment for the pool such as insurance or State guarantee. Should you require a copy of the portfolio, please contact TexPool Participant Services

Participant Summary

	Number of Participants	Balance
School District	134	\$2,715,727,652.01
Higher Education	19	\$647,955,045.65
County	50	\$794,751,378.01
Healthcare	20	\$363,120,749.36
Utility District	50	\$474,601,026.81
City	91	\$2,096,301,800.98
Emergency Districts	21	\$50,083,994.68
Economic Development Districts	17	\$29,108,381.17
Other	68	\$2,309,795,121.49



TexPool Prime

Daily Summary

Date	Money Mkt. Fund Equiv. (SEC Std.)	Dividend Factor	TexPool Prime Invested Balance	NAV	WAM Days	WAL Days
11/1	3.3272%	0.000091157	\$9,868,664,053.57	0.99946	12	59
11/2	3.3668%	0.000092240	\$9,892,114,229.27	0.99946	12	59
11/3	3.5333%	0.000096804	\$9,878,421,880.48	0.99944	15	61
11/4	3.8390%	0.000105177	\$9,844,394,900.96	0.99934	17	63
11/5	3.8390%	0.000105177	\$9,844,394,900.96	0.99934	17	63
11/6	3.8390%	0.000105177	\$9,844,394,900.96	0.99934	17	63
11/7	3.9916%	0.000109358	\$9,851,216,364.94	0.99948	14	62
11/8	3.9152%	0.000107265	\$9,787,033,600.61	0.99948	15	64
11/9	3.9171%	0.000107319	\$9,734,662,030.54	0.99949	15	64
11/10	3.9242%	0.000107512	\$9,655,656,876.95	0.99934	15	64
11/11	3.9242%	0.000107512	\$9,655,656,876.95	0.99934	15	64
11/12	3.9242%	0.000107512	\$9,655,656,876.95	0.99934	15	64
11/13	3.9242%	0.000107512	\$9,655,656,876.95	0.99934	15	64
11/14	3.9673%	0.000108693	\$9,696,367,360.51	0.99955	13	60
11/15	3.9826%	0.000109113	\$9,646,731,385.98	0.99958	14	61
11/16	3.9858%	0.000109199	\$9,567,932,589.87	0.99959	13	61
11/17	3.9930%	0.000109398	\$9,548,466,847.86	0.99958	13	61
11/18	4.0229%	0.000110217	\$9,450,276,143.10	0.99948	15	62
11/19	4.0229%	0.000110217	\$9,450,276,143.10	0.99948	15	62
11/20	4.0229%	0.000110217	\$9,450,276,143.10	0.99948	15	62
11/21	4.0268%	0.000110324	\$9,452,752,707.97	0.99960	13	60
11/22	4.0217%	0.000110184	\$9,448,701,517.87	0.99960	13	59
11/23	4.0267%	0.000110321	\$9,321,950,760.08	0.99954	13	60
11/24	4.0267%	0.000110321	\$9,321,950,760.08	0.99954	13	60
11/25	4.0223%	0.000110201	\$9,403,466,439.62	0.99950	13	58
11/26	4.0223%	0.000110201	\$9,403,466,439.62	0.99950	13	58
11/27	4.0223%	0.000110201	\$9,403,466,439.62	0.99950	13	58
11/28	4.0242%	0.000110252	\$9,388,600,661.16	0.99963	12	56
11/29	4.0256%	0.000110291	\$9,436,504,609.95	0.99965	12	56
11/30	4.0295%	0.000110396	\$9,481,572,396.33	0.99966	11	56
Average:	3.9170%	0.000107316	\$9,601,356,123.86	0.99949	14	61



Participant Services
1001 Texas Ave. Suite 1150
Houston, TX 77002

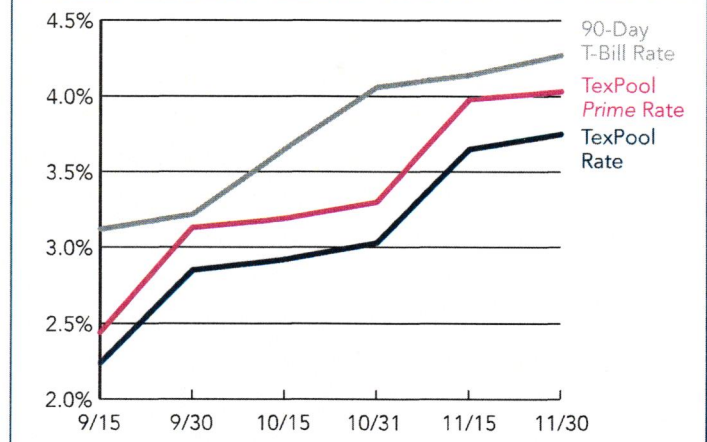
expected month-over-month drop of 5.5%. The consumer remains strong, with likely record Black Friday retail sales and an increase in durable goods orders in October. Yet, several measures of the manufacturing sector continue to decline, including those calculated by the Institute for Supply Management (ISM) and S&P. Weekly jobless claims have been edging up, but the labor market remains robust.

The November nonfarm payrolls report, released tomorrow, and the November CPI report, released the morning of the FOMC rate decision, will be crucial. Will CPI sway any voters in real time? My guess is no, as the lion's share of Fed officials, the minutes from the last FOMC meeting and Chair Jerome Powell's speech at the Brookings Institution yesterday came across as partial to slowing the pace of hikes—meaning bumping the target range by 50 basis points on Dec. 14.

A brief word about the impact on the money markets from the downfall of the FTX crypto exchange: none. The short-term securities in which we invest traded steadily after the news broke, with no spread widening. Traditionally, an exchange is where the collateral resides that backs something. FTX's collateral, whatever it was, has allegedly declined by many billions. But it doesn't appear to have flowed into the secondary market in any material amount.

At the end of November, yields on 1-, 3-, 6- and 12-month U.S. Treasuries were 3.97%, 4.35%, 4.73% and 4.85%, respectively; the 1-, 3-, 6- and 12-month Bloomberg Short-Term Bank Yield Index rates

TexPool & TexPool Prime vs. 90-Day Treasury Bill



90-Day Treasury Bill is a short-term debt instrument backed by the national government. These are used to collect immediate cash to meet outstanding obligations.

Any private investor can invest in a Treasury bill. The 90-Day Treasury Bill is a weighted average rate of the weekly auctions of 90-Day Treasury Bills.

Past performance is no guarantee of future results.

(BSBY) were 3.99%, 4.60%, 5.10% and 5.58%, respectively; and the 1-, 3-, 6- and 12-month London interbank offered rates were 4.17%, 4.77%, 5.18% and 5.49%, respectively.