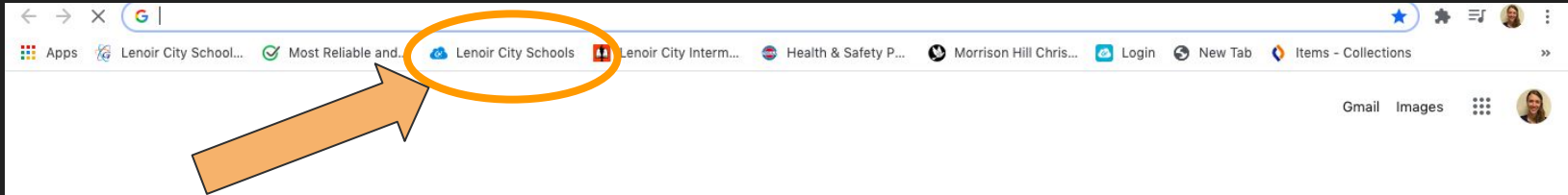




# Quick Guide To Canvas

LCIMS 2020


# How to Log in to Canvas



**If you have it  
bookmarked,  
you might  
see it in one  
of these  
places.**



Search Google or type a URL



[Customize](#)

launchpad.classlink.com/lcs

Go to:

<https://launchpad.classlink.com/lcs>



Lenoir City Schools



Or sign in using:



Click Sign in with Google



ClassLink

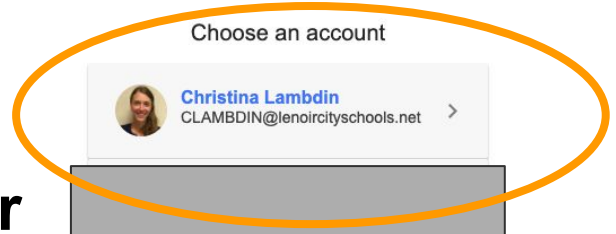
[Help](#)

[Browser Check](#)

[Privacy](#)



Choose an account



 **Christina Lambdin**  
CLAMBDIN@lenoircityschools.net >



[Add account](#)

**Click on your  
Google user  
account.**



Lenoir City Schools

myapps.classlink.com/home

Lenoir City Schools

# Click on the Canvas icon.

The dashboard displays a grid of application icons. The icons are arranged in four rows and nine columns. The first row includes icons for AIMSweb, BookFlix, Canvas LMS (circled in orange with an arrow), Class VR, Code Studio, Follett, Digital Passport, Discovery Education, and DyKnow. The second row includes E-Tiger Login, Frontline Absence Managem..., GoFormative, Language! Live, IXL, Learning Blade, Lenoir City Schools, MICA, and Planet eStream. The third row includes Playposit, PowerMyLearning, Quill, Reflex Math for Students, Rourke, School Station, Sphero EDU, Tennessee Electronic Libr..., and TNCompass. The fourth row includes Reflex, safeSCHOOLS, a lightbulb icon, a 'Q' icon, two orange robot icons, TEACHERS, a blue 'Q' icon, and a blue 'C' icon. At the bottom of the dashboard are three navigation icons: a folder, a document, and a person with a checkmark.

AIMSweb	BookFlix	Canvas LMS	Class VR	Code Studio	Follett	Digital Passport	Discovery Education	DyKnow
E-Tiger Login	Frontline Absence Managem...	GoFormative	Language! Live	IXL	Learning Blade	Lenoir City Schools	MICA	Planet eStream
Playposit	PowerMyLearning	Quill	Reflex Math for Students	Rourke	School Station	Sphero EDU	Tennessee Electronic Libr...	TNCompass
Reflex	safeSCHOOLS		Q			TEACHERS		

This slide is only for first time Canvas users.

Click the blue box.



**CANVAS**

### Acceptable Use Policy

Either you're a new user or the [Acceptable Use Policy](#) has changed since you last agreed to it. Please agree to the [Acceptable Use Policy](#) before you continue.

I agree to the [Acceptable Use Policy](#).

Click submit.







Looking at the Dashboard

User Dashboard

https://canvastutorials.instructure.com

### Dashboard

**Statistics**  
STATISTICS

**An Introduction to the Humanities**  
HUMANITIES 101

**Biology 101**  
BIOLOGY 101

**Communication 101**  
COMMUNICATION 101

**History 101**  
HISTORY 101

#### To Do

- Turn in Week 3 Assignment  
due: Dec 25, 2015 at 11:59pm
- Peer Review for Intercultural Communication Paper  
due: Apr 17, 2015 at 11:59pm

#### Coming Up

Nothing for the next week

#### Recent Feedback

- Class Presentations  
"Nice work Emily!"

View Grades

**Click on the course card to open the class.**

The screenshot shows a dashboard with a dark blue sidebar on the left containing icons for Account, Dashboard, Courses, and Help. The main content area has a white background with a heading 'Biology 101' and 'Biology 102'. Below these is a link for 'All Courses' which is circled in orange. A white arrow points from the 'All Courses' link to the right. Another white arrow points from the 'Courses' link in the sidebar to the 'All Courses' link. Below the 'All Courses' link is a welcome message: 'Welcome to your courses! To customize the list of courses, click on the "All Courses" link and select the courses to display.'

**If you do not see your class on the dashboard, you can view all your classes here. Click on courses, then All Courses.**

The screenshot shows a course page for 'Biology 102'. The page has a green header with a share icon. Below the header, the course name 'Biology 102' and 'BIOLOGY 102' are displayed. The main content area is a list of assignments with the following details:

- Turn in Logical Fallacy Project** (Biology 102, 100 points, Nov 21 at 11:59pm)
- Turn in Biology Notebook Essay** (Biology 102, 50 points, Nov 29 at 11:59pm)
- Take Pretest: What is a Laboratory Notebook (version 1)** (Biology 102, 4 points, Nov 29 at 11:59pm)
- Take Biomes** (Biology 102, 8 points, Dec 1 at 11:59pm)
- Turn in Biomes Discussion 2** (Biology 102, 15 points, Dec 2 at 11:59pm)
- Peer Review for Writing Assignment** (History 101, 50 points, Mar 25 at 11:59pm)

Below the list, there is a link for '4 more...' and a 'Coming Up' section with a 'View Calendar' button. At the bottom, there is a 'Research Paper' link.

**Then make sure to click on the star and make it red. This will add your class to the dashboard.**

Course	Name	Enrollment	Enrollment Type	Published
<input type="checkbox"/>	An Introduction to the Humanities	Humanities	Student	Yes
<input checked="" type="checkbox"/>	Biology 101	Biology 101	Student	Yes
<input checked="" type="checkbox"/>	Biology 102		Student	Yes
<input type="checkbox"/>	History 101		Student	Yes
<input type="checkbox"/>	US History		Student	Yes



Account



Dashboard



Courses



Groups



Calendar



Inbox

Click on the calendar to view all your assignments.

December 2016

Week

Month

Agenda

Scheduler

+

	TUE	WED	THU	FRI	SAT	
30	<ul style="list-style-type: none"><li>Biology Notebook Essay</li><li>Pretest: What is a Laboratory Notebook (version 1)</li></ul>		1 <ul style="list-style-type: none"><li>Biomes</li></ul>	2 <ul style="list-style-type: none"><li>Biomes Discussion 1</li><li>Biomes Discussion 2</li></ul>	3	
4	5	6 <ul style="list-style-type: none"><li>Biome travel guide (brochure or video)</li></ul>	7 <ul style="list-style-type: none"><li>Grade Projects</li></ul>	8	9 <ul style="list-style-type: none"><li>Research Paper Project Draft</li></ul>	10
11	12	13	14	15	16 <ul style="list-style-type: none"><li>Research Paper</li></ul>	17

< December 2016 >

27	28	29	30	1	2	3
4	5	6	7	8	9	10
11	12	13	14	15	16	17
18	19	20	21	22	23	24
25	26	27	28	29	30	31

CALENDARS

- Emily Boone ...
- Biology 101 ...
- Biology 102 ...
- History 101 ...
- An Introduction to the Humanities ...
- US History ...
- Group 2 - Bio Lab ...

Dashboard

Account

Dashboard

Courses

Groups

Calendar

Inbox

Help

Biology 101  
BIOLOGY 101

Biology 102  
BIOLOGY 102

History 101

**To Do**

- Turn in Logical Fallacy Project  
Biology 102  
100 points • Nov 21 at 11:59pm
- Turn in Biology Notebook Essay  
Biology 102  
50 points • Nov 29 at 11:59pm
- Take Pretest: What is a Laboratory Notebook (version 1)  
Biology 102  
4 points • Nov 29 at 11:59pm
- Take Biomes  
Biology 102  
8 points • Dec 1 at 11:59pm
- Turn in Biomes Discussion 2  
Biology 102  
15 points • Dec 2 at 11:59pm
- Peer Review for Writing Assignment  
History 101  
50 points • Mar 25 at 11:59pm

4 more...

Coming Up [View Calendar](#)

**You can also see Upcoming work here and click on the blue letters to go the assignment.**



# How to Find Your Assignments

User Dashboard

https://canvastutorials.instructure.com

### Dashboard

**Statistics**  
STATISTICS

**An Introduction to the Humanities**  
HUMANITIES 101

**Biology 101**  
BIOLOGY 101

**Communication 101**  
COMMUNICATION 101

**History 101**  
HISTORY 101

**To Do**

- Turn in Week 3 Assignment  
due: Dec 25, 2015 at 11:59pm
- Peer Review for Intercultural Communication Paper  
due: Apr 17, 2015 at 11:59pm

**Coming Up** [View Calendar](#)

Nothing for the next week

**Recent Feedback**

- Class Presentations  
"Nice work Emily!"

[View Grades](#)

**Account**

**Dashboard**

**Courses**

**Groups**

**Calendar**

**Inbox**

**Help**

**Click on the course card to open the class.**



**You can click on assignments or quizzes.**

- Account
- Admin
- Dashboard
- Courses
- Calendar
- Inbox
- Commons
- Help

- Home
- Announcements
- Assignments
- Discussions
- Grades
- People
- Pages
- Files
- Syllabus
- Outcomes
- Rubrics
- Quizzes
- Modules
- Conferences
- Collaborations
- Attendance
- Chat

Library

MEET MRS. LAMBDIN

LIBRARY MATERIALS

iLearn VIRTUAL LEARNING

DAILY WORK

DIGITAL CITIZENS

MAKER-SPACE

DESIGN PROJECTS

RESEARCH

**You will also click on the iLearn button that will link you to another page to find your work.**



- Account
- Admin
- Dashboard
- Courses
- Calendar
- Inbox
- Commons
- Help

- YEAR-2020/2021
- Home
- Announcements
- Assignments
- Discussions
- Grades
- Pages
- Files
- Syllabus
- Outcomes
- Rubrics
- Quizzes
- Modules
- Conferences
- Collaborations
- Attendance
- Chat

View All Pages

Publish Edit

# Daily Work



WEEK OF August 10

WEEK OF August 17

Your assignments will be organized by week, so click on the week you need.



[Redacted]

> Pages

[Redacted]

Aug. 10



Account



Admin



Dashboard



Courses



Calendar



Inbox

YEAR-2020/2021

View All Pages

Publish

Edit



Home

Announcements

Assignments

Grades

People

Pages

Files

Syllabus

[Redacted]: Week of Aug. 10

Monday, August 10

1. Mrs. Lambdin's [Video](#)
2. Instruction - [Video](#)
3. Complete Task - [Digital Footprints](#)

Tuesday, August 11

**Your teachers will assign your work by day of the week.**



# How To Submit a Kami Assignment



[Redacted]

> Pages

[Redacted]

Aug. 10

YEAR-2020/2021

View All Pages

Publish

Edit



Account



Admin



Dashboard



Courses



Calendar



Inbox

Home

Announcements

Assignments

Grades

People

Pages

Files

Syllabus



[Redacted]: Week of Aug. 10

Monday, August 10

1. Mrs. Lambdin's [Video](#)
2. Instruction - [Video](#)
3. Complete Task - [Digital Footprints](#)



Tuesday, August 11

**Your teachers will assign your work by day of the week.**



[Redacted]

## Practice Camilla's Footprints

YEAR-2020/2021



 Edit Assignment Settings

This tool needs to be loaded in a new browser window.

[Load Practice Camilla's Footprints in a new window](#)

**Click on the box to load the assignment in a new window.**

-  Account
-  Admin
-  Dashboard
-  Courses
-  Calendar
-  Inbox
-  Commons
-  Help
- 

- Home
- Announcements
- Assignments
- Discussions
- Grades
- People
- Pages
- Files
- Syllabus
- Outcomes 
- Rubrics
- Quizzes
- Modules 
- Conferences
- Collaborations
- Attendance
- Chat

Times New Roman 14px 1.5pt

B

I

U

S

A

Eraser

x<sub>2</sub>x<sup>2</sup>

List

List

List

List

List

List

fx

Smiley

T

# Complete the Kami assignment.

## Then click submit.

Mrs. Lambdin

GRADE 4: OUR ONLINE TRACKS

Camilla's Footprint

Directions

Camilla spends a lot of time online. Below are some of the activities that are part of her footprint. For each activity, decide what it might tell you about her and whether she is in control of this activity.

Footprint activity	If you saw it, what might it tell you about Camilla?	Is Camilla in control of this? (Circle one.)
She appears in a video of the school play that her parents post on a video-sharing site.		<input type="checkbox"/> <input type="checkbox"/>
She posts comments about dancing videos on YouTube.		<input type="checkbox"/> <input type="checkbox"/>
She creates a wish list		

Select

Dictionary

Text to Speech

Markup

Comment

Text Box

Equation

Drawing

Shapes

Eraser

Image

Signature

&gt;&gt;

11  
10

- Select
- Dictionary
- Text to Speech
- Markup
- Comment
- Text Box**
- Equation
- Drawing
- Shapes
- Eraser
- Image
- Signature

common sense education

GRADE 4: OUR ONLINE TRACKS

# Camilla's Footprint

Mrs. Lambdin

NAME

DATE

## Directions

Camilla spends a lot of time online. Below are some of the activities that are part of her footprint. For each activity, decide what it might tell you about her and whether she is in control of this information.

**Then click submit.** 

Footprint activity	If you saw it, what might it tell you about Camilla?
She appears in a video of the school play that her parents post on a video-sharing site.	
She posts comments about dancing videos on YouTube.	
She creates a wish list of things she wants for her birthday on her	

Practice Camilla's Footprints

Not Done

Kami PDF

**SUBMIT**

GOOGLE DRIVE

- 8th Grade Sp...
- 2 unsaved changes
- Last saved 2 minutes ago
- Save Now
- Auto Save
- MORE
- Download
- Advanced Export

- Chrome
- Gmail
- Files
- System tray: Wi-Fi, Battery, 11:10



- Select
- Dictionary
- Text to Speech
- Markup
- Comment
- Text Box**
- Equation
- Drawing
- Shapes
- Eraser
- Image
- Signature



GRADE 4: OUR ONLINE TRACKS

# Camilla's Footprint

Mrs. Lambdin

NAME

Practice Camilla's Footprint

UNSUBMIT

## Directions

Camilla spends a lot of time online. Below are some of the activities that are part of her footprint. For each activity, decide what it might tell you about her and whether she is in control of this information.

Footprint activity	If you saw it, what might it tell you about Camilla?
She appears in a video of the school play that her parents post on a video-sharing site.	
She posts comments about dancing videos on YouTube.	👍 👎
She creates a wish list of things she wants for her birthday on her	👍 👎

Then click done.

**KAMI CLOUD SYNC**  
✓ All changes saved  
Last saved a few seconds ago

**GOOGLE DRIVE**  
Create your own copy

**MORE**  
Download  
Advanced Export





YEAR-2020/2021

# Practice Camilla's Footprints

Home

Due No Due Date Points 0 Submitting an external tool

Assignments

This tool was successfully loaded in a new browser window. Reload the page to access the tool again.

Discussions

Grades

People

Pages

Files

Syllabus

Quizzes

Conferences

Collaborations

Chat

Kikora

Discovery Education

Google Drive

**You have submitted your assignment.**

- Account
- Dashboard
- Courses
- Calendar
- Inbox
- Help

- Chrome
- Mail
- Files
- Calendar
- 11
- 11



# How To Submit Other Types of Assignments



# How To Submit a Text Box Entry

- Account
- Dashboard
- Courses
- Calendar
- Inbox
- Help

YEAR: 2017/2018

- Home
- Assignments
- Discussions
- Grades
- Pages
- Outcomes
- Quizzes
- Modules
- Discovery Education
- Google Drive
- Send on Remind

## Unit 5 Writing Task

Submit Assignment

Due Nov 10, 2017 by 11:59pm Points 100 Submitting a text entry box

After reading three texts in this unit, "Return to Titanic," "The Forgotten Treasure," and "Memories of the Ancient Past" write two paragraphs comparing the texts. In reading the texts, do discoveries make a difference and why do people try to make them?

1. Organize your ideas on paper with the chart. (See the picture.)

**To begin work on an assignment, click submit assignment.**



Account



Dashboard



Courses



Calendar



Inbox



Help

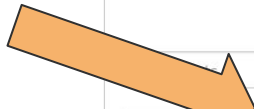
Text Entry

Copy and paste or type your submission right here.

HTML Editor



**If you need to submit an answer, type it in the text box.**



Cancel

Submit Assignment

0 words

**Then click submit assignment.**



7th



Assignment successfully submitted.



Account



Dashboard



Courses



Calendar



Inbox



Help

YEAR-2017/2018

Home

Assignments

Discussions

Grades

Pages

Outcomes

Quizzes

Modules


Discovery Education

Google Drive

Send on Remind

## Unit 5 Writing Task

Re-submit Assignment



Due Nov 10, 2017 by 11:59pm Points 100 Submitting a text entry box

After reading three texts in this unit, "Return to Titanic," "The Forgotten Treasure," and "Memories of the Ancient Past" write two paragraphs comparing the texts. In reading the texts, do discoveries make a difference and why do people try to make them?

1. Organize your ideas on paper with the chart. (See the picture.)

Submission

✓ Submitted!

[Submission Details](#)

Comments:  
No Comments

**Then you will see the messages telling you it was turned in.**



# How To Submit an Uploaded File (ScreenShot)





YEAR-2020/2021



Account



Dashboard



Courses



Calendar



Inbox



Help

Home

Assignments

Discussions

Grades

People

Pages

Files

Syllabus

Quizzes

Conferences

Collaborations

Chat

Kikora

Discovery Education

Google Drive

## Design Project

Due	No Due Date	Points	0	Submitting a file upload
-----	-------------	--------	---	--------------------------

Tuesday, August 11

Directions: As you complete your project, be sure to take screenshots of your progress.

You need to document your work as you create your project.

Task: Upload a screenshot and your planning sheet for today's work.

Submit Assignment

**Click on submit assignment.**





Home

Assignments

Discussions

Grades

People

Pages

Files

Syllabus

Quizzes

Conferences

Collaborations

Chat

Kikora

Discovery Education

Google Drive

Send on Remind

Due No Due Date Points 0 Submitting a file upload

Tuesday, August 11

Directions: As you complete your project, be sure to take screenshots of your progress.

You need to document your work as you create your project.

Task: Upload a screenshot and your planning sheet for today's work.

**Click on choose file.**

File Upload Google Doc CK-12 Practice 2 Practice Google Drive

Upload a file, or choose a file you've already uploaded.

File:  No file chosen

[+ Add Another File](#)

Comments...

Account

Dashboard

Courses

Calendar

Inbox

Help



- Home
- Assignment
- Discussion
- Grades
- People
- Pages
- Files
- Syllabus
- Quizzes
- Conferences
- Collaboration
- Chat
- Kikora
- Discover
- Google
- Send on

Select a file to open

Recent

Audio

Images

Videos

My files


Google Drive

- My Drive
- Shared with me
- Offline

Name	Size	Type	Date modified
Screenshots	--	Folder	Aug 3, 2020, 9:59 PM
Kami	--	Folder	Aug 3, 2020, 9:27 PM
Science	--	Folder	Aug 3, 2020, 9:01 PM
Screenshot 2020-08-05 at 9.29.53 P...	125 KB	PNG image	Today 9:29 PM
Screenshot 2020-08-05 at 9.29.34 P...	121 KB	PNG image	Today 9:29 PM
graffiti_art.ppt	7.3 MB	PowerPoint ...	Today 2:39 PM
Screenshot 2020-08-04 at 12.44.45 ...	1.3 MB	PNG image	Yesterday 12:44 PM
Screenshot 2020-08-03 at 11.42.52 ...	142 bytes	PNG image	Aug 3, 2020, 11:42 PM

**Select the file you want to upload. Then click open.**

Open



Directions: As you complete your project, be sure to take screenshots of your progress.

You need to document your work as you create your project.

Task: Upload a screenshot and your planning sheet for today's work.

[People](#)[Pages](#)[Files](#)[Syllabus](#)[Quizzes](#)[Conferences](#)[Collaborations](#)[Chat](#)[Kikora](#)[Discovery Education](#)[Google Drive](#)[Account](#)[Dashboard](#)[Courses](#)[Calendar](#)[Inbox](#)[Help](#)

[File Upload](#) Google Doc CK-12 Practice CK-12 Practice Google Drive

Select the file from the list below.

- ▶ 8th Grade Special Areas
- ▶ Screenshots
  - ▶ Screenshot 2020-08-05 at 9.30.19 PM.png
  - ▶ Screenshot 2020-08-05 at 9.29.53 PM.png
  - ▶ Screenshot 2020-08-05 at 9.29.34 PM.png
  - ▶ graffiti\_art.ppt
  - ▶ Screenshot 2020-08-04 at 12.44.45 PM.png
  - ▶ Screenshot 2020-08-03 at 11.42.52 PM.png
  - ▶ Grade 4 - Our Online Tracks - Camilla's Footprint Student Handout.pdf

Comments...

Cancel

Submit Assignment

Select the file you want to upload. Then click open.



Directions: As you complete your project, be sure to take screenshots of your progress.

You need to document your work as you create your project.

Task: Upload a screenshot and your planning sheet for today's work.



People



Pages



Files



Syllabus



Quizzes



Conferences



Collaborations



Chat



Kikora



Discovery Education



Google Drive



Send on Remind



Help

File Upload

Google Doc

CK-12 Practice

CK-12 Practice

Google Drive

Select the file from the list below

- 8th Grade Special Areas
- Screenshots
  - Screenshot 2020-08-05 a
  - Screenshot 2020-08-05 a
  - Screenshot 2020-08-05 a
  - graffiti\_art.ppt
  - Screenshot 2020-08-04 at 12.44.45 PM.png
  - Screenshot 2020-08-03 at 11.42.52 PM.png
  - Grade 4 - Our Online Tracks - Camilla's Footprint Student Handout.pdf

Comments...

Cancel

Submitting...

## Uploading Submission

Retrieving a copy of your Google Doc to submit for this assignment. This may take a little while, depending on the size of the file...





Assignment successfully submitted.



Account



Dashboard



Courses



Calendar



Inbox



Help



YEAR-2020/2021

Home

Assignments

Discussions

Grades

People

Pages

Files

Syllabus

Quizzes

Conferences

Collaborations

Chat

Kikora

Discovery Education

Google Drive

## Design Project

[Re-submit Assignment](#)

Due No Due Date Points 0 Submitting a file upload

Tuesday, August 11

Directions: As you complete your project, be sure to take screenshots of your progress.

You need to document your work as you create your project.

Task: Upload a screenshot and your planning sheet for today's work.

Submission

✓ Submitted!

Aug 5 at 9:32pm

[Submission Details](#)[Download graffiti\\_art.ppt](#)

Comments:

No Comments

# You have submitted your work.



9

32



# How To Submit a Loom Video

# practice

Due Thursday by 12:59am Points 0 **Submitting** a website url

**To submit a Loom video, you might see this type of assignment.**

Website URL [CK-12 Practice](#) [CK-12 Practice](#) [Google Drive](#)

Copy and paste the link to the web site you'd like to submit for this assignment.

Website URL:

Comments...

## Submission



Comments:  
No Comments



- Home
- Assignments
- Discussions
- Grades
- People
- Pages
- Files
- Syllabus
- Quizzes
- Conferences
- Collaborations
- Chat
- Kikora
- Discovery Education
- Google Drive
- Send on Remind



Account



Dashboard



Courses



Calendar



Inbox



Help

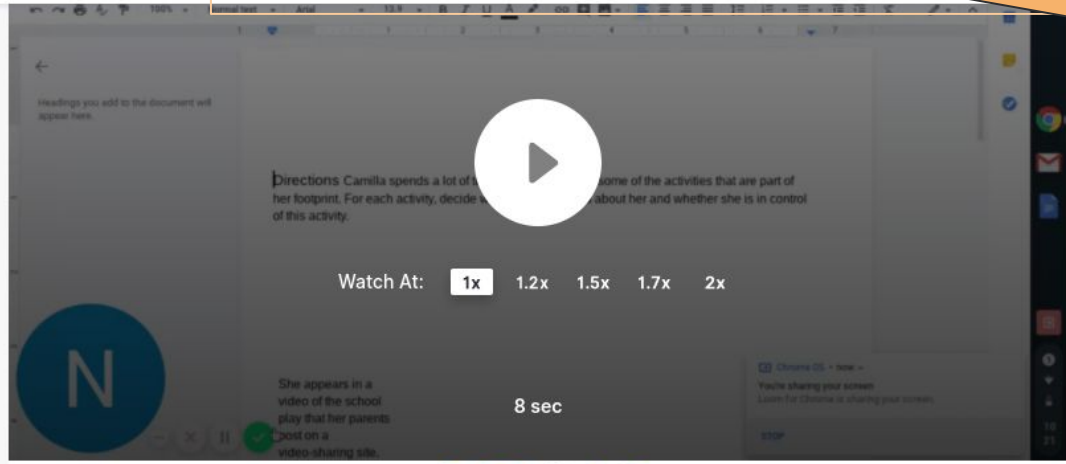
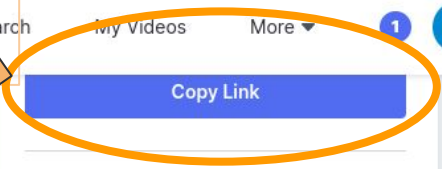


10  
28





**Click on Copy link.**



Grade 4 - Our Online Tracks - Camilla's Footprint Student Handout - Google Docs



August 5, 2020



Move to Folder

My Videos More 1 N

**Copy Link**

**Privacy** Hide

Link Sharing Only people with the link can see your video

Invite People Add Password

**Edit Your Video**

Settings Trim Call-to-action

Custom Thumbnail

- Home
  - Assignments
  - Discussions
  - Grades
  - People
  - Pages
  - Files
  - Syllabus
  - Quizzes
  - Conferences
  - Collaborations
  - Chat
  - Kikora
  - Discovery Education
  - Google Drive
  - Send on Remind
- Account
  - Dashboard
  - Courses
  - Calendar
  - Inbox
  - Help

### practice

**Due** Thursday by 12:59am   **Points** 0   **Submitting** a website url

No Content

### Submission

Comments:  
No Comments

**Paste (Click Control V) to copy the link in the box.**

Website URL: [CK-12 Practice](#) [CK-12 Practice](#) [Google Drive](#)

Copy and paste the link to the web site you'd like to submit for this assignment.

Website URL: <https://www.loom.com/share/5fd107a20>

Comments...

**Click Submit Assignment.**



