

*NORTH LAMAR ISD
2018-2019 ANNUAL REPORT*

The 2018-2019 Annual Report
will be available at the following locations:

- NLISD Administration Building
- NLISD School Campuses
- TEA website at <https://tea.texas.gov/student-testing-and-accountability/accountability/state-accountability/performance-reporting/2018-5>
- NLISD Website http://www.northlamar.net/page/pr.annual_performance_reports

**NORTH
LAMAR**

**ANNUAL
PERFORMANCE
REPORT**

2018-2019

www.northlamar.com

COMPONENTS OF THE ANNUAL REPORT

Texas Education Code §39.306 requires each district's board of trustees to publish an annual report containing:

- Texas Academic Performance Report (TAPR)

Source: <https://rptsrv1.tea.texas.gov/perfreport/tapr/2019/srch.html?srch=D>

- PEIMS Financial Standards Report

Source: <http://tea.texas.gov/financialstandardreports/>

- District Accreditation Status

Source: http://tea4avcastro.tea.state.tx.us/accountability/accreditation/2018_2019_accreditation_statuses.html

- Campus Performance Objectives Report

Source: http://www.northlamar.net/page/about.d_cip

- Special Education Determination Status

Source: Found on the cover page of the district's TAPR report.

- Report on Violent and Criminal Incidents

Source: PEIMS Student Disciplinary Action Incident Counts by Reason Code for 2018-2019.

- Student Performance at Postsecondary Institutions

Source: <http://www.txhighereddata.org/index.cfm?objectid=5BFD5120-D971-11E8-BB650050560100A9>

Each district's board of trustees must hold a public hearing to discuss the district's annual report within 90 days of receiving the PDF TAPR; however, because this year's release date coincides with the start of winter break for many districts, the 90 day count begins on the first day the district returns from winter break. Within two weeks following the public meeting, each district must widely publish its annual report, including posting it on the district website and other public places.

STUDENT PERFORMANCE IN POSTSECONDARY INSTITUTIONS

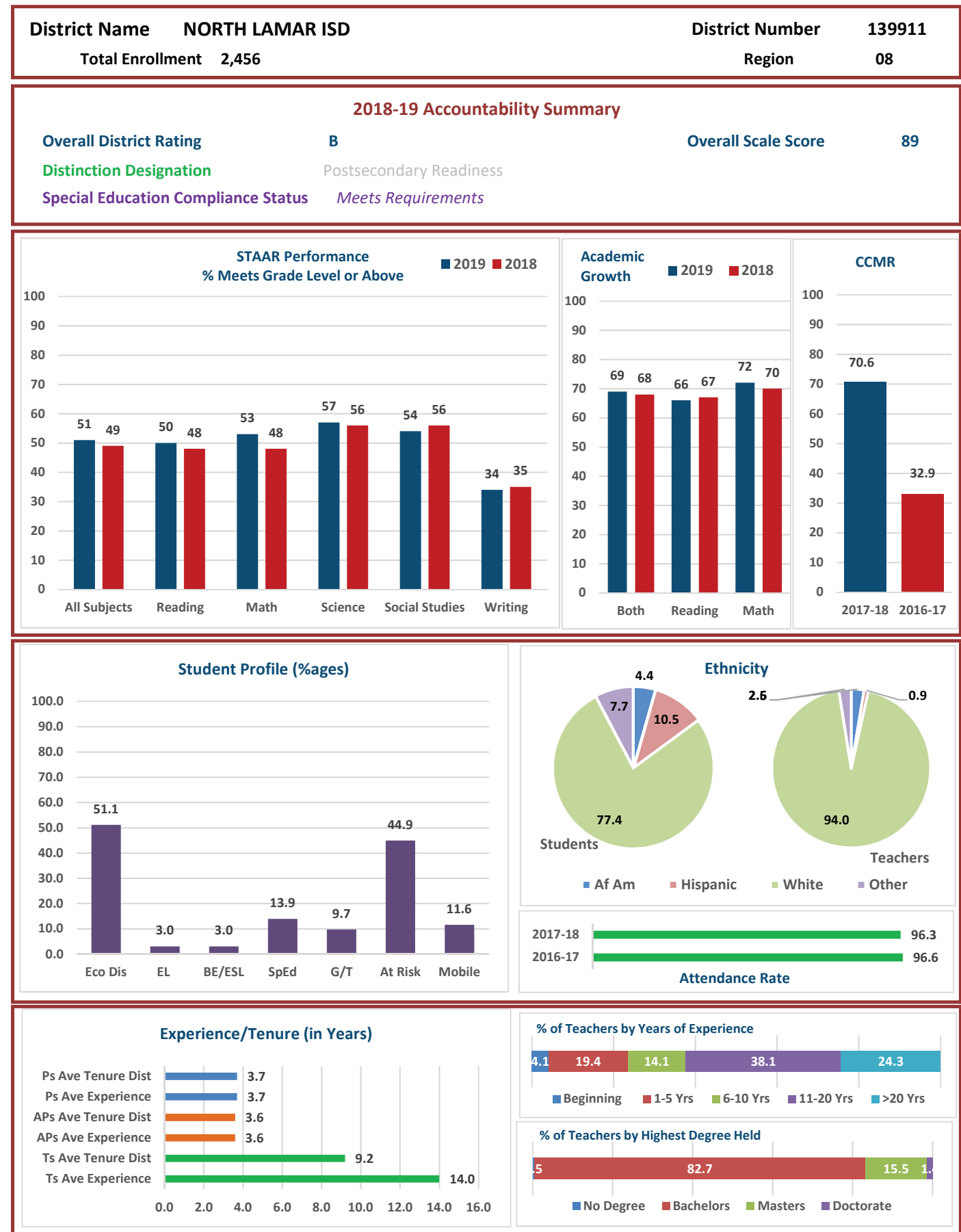
North Lamar High School Graduates from FY 2017
Enrolled in Texas Public or Independent Higher Education in FY 2018

	Total Graduates	GPA < 2.0	GPA 2.0-2.49	GPA 2.5-2.99	GPA 3.0-3.49	GPA >3.5	GPA Unk
Four-Year Public University	18	2	1	2	7	6	0
Two-Year Public College	85	28	7	10	25	15	0
Independent Colleges & Universities	3						
Not Trackable	1						
Not Found	74						
Total High School Graduates	181						

REPORT ON VIOLENT AND/OR CRIMINAL OFFENSES

- North Lamar ISD had no report of violent and/or criminal offenses during the 2018-2019 school year.
- NLISD has its own police department and employs four police officers. Officers are housed on campuses and regularly interact with students to encourage positive behavior and prevent negative behavior. Each officer brings specialized knowledge of the law, local and national crime trends, and safety procedures to the campus. They possess a skill set unique among both law enforcement and education personnel that enables them to protect the district while supporting the educational mission.
- All campuses at NLISD screen and track everyone coming into the schools and keep unwanted entrants out through the Raptor Visitor Management school security system. The program screens for sex offenders, alerts of custody violations, and provides districtwide reporting for all visitors.
- Additional safety features were added to the exterior door locking systems and outside doors remained locked.
- NLISD added armed staff and implemented the ALICE (Alert, Lockdown, Inform, Counter, Evacuate) program. The program provides training and preparedness solutions to help curb crimes of violence.

2018-19 District Snapshot



2018-19 Campus Snapshot

Campus Name NORTH LAMAR H S	Campus Number 139911002
Total Enrollment 762	Campus Type Secondary
	Grade Span 09 - 12

2018-19 Accountability Summary

Overall Campus Rating B	Overall Scale Score 88
--------------------------------	-------------------------------

Distinction Designations

- ✓ ELA/Reading
- Mathematics
- Science
- ✓ Social Studies
- Academic Growth
- Closing the Gaps
- Postsecondary Readiness

STAAR Performance
% Meets Grade Level or Above

Subject	2019	2018
All Subjects	64	57
Reading	59	52
Math	53	46
Science	78	73
Social Studies	72	67

CCMR

Year	Score
2017-18	70.6
2016-17	32.9

4-Year Grad Rate

Year	Rate
2017-18	95.8
2016-17	97.3

Student Profile (%ages)

Category	Percentage
Eco Dis	42.8
EL	0.8
BE/ESL	0.8
SpEd	12.6
G/T	12.7
At Risk	42.8
Mobile	13.3

Ethnicity

Group	Students (%)	Teachers (%)
Af Am	3.9	0.0
Hispanic	9.6	1.8
White	79.9	95.3
Other	6.6	0.0

Experience/Tenure (in Years)

Category	Average
Ps Ave Tenure Dist	2.0
Ps Ave Experience	2.0
APs Ave Tenure Dist	2.3
APs Ave Experience	2.3
Ts Ave Tenure Dist	8.4
Ts Ave Experience	14.5

% of Teachers by Years of Experience

Experience Level	Percentage
Beginning	2.5
1-5 Yrs	16.8
6-10 Yrs	12.9
11-20 Yrs	41.9
>20 Yrs	25.9

% of Teachers by Highest Degree Held

Degree Level	Percentage
No Degree	0.6
Bachelors	63.0
Masters	31.1
Doctorate	4.3

Attendance Rate

Year	Rate
2017-18	96.3
2016-17	96.6

SPECIAL EDUCATION DETERMINATION STATUS

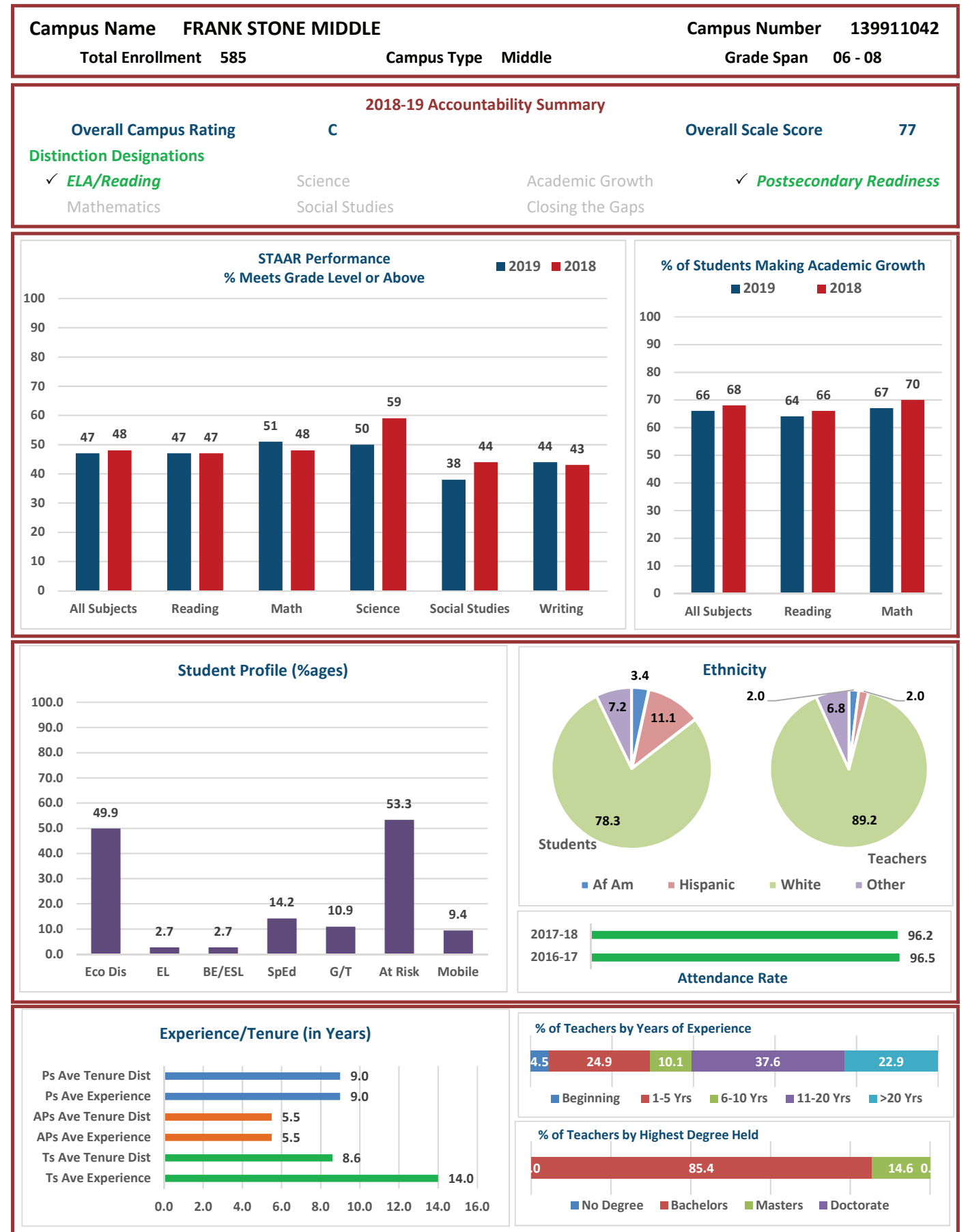
Meets Requirements

Source: Found on the cover page of the district's TAPR report.

2019 DISTRICT & CAMPUS PERFORMANCE OBJECTIVES

- Provide students a quality education that will demonstrate academic success and individual growth.
- Provide teachers with the curriculum, technology, instructional programs, and training necessary for student growth.
- Provide a quality learning environment that is positive, safe, and supportive.
- Develop a plan that helps with college and career readiness by facilitating a process that explores self interests and career aspirations.
- Develop a plan to address missed system safeguards for special education students that did not meet state standards on STAAR math, reading and writing.

2018-19 Campus Snapshot



2018-19 Campus Snapshot

Campus Name AARON PARKER EL	Campus Number 139911102
Total Enrollment 216	Campus Type Elementary
	Grade Span PK - 05

2018-19 Accountability Summary

Overall Campus Rating C	Overall Scale Score 77
--------------------------------	-------------------------------

Distinction Designations

ELA/Reading	Science	Academic Growth	Postsecondary Readiness
✓ Mathematics	Social Studies	Closing the Gaps	

STAAR Performance
% Meets Grade Level or Above

Subject	2019	2018
All Subjects	45	41
Reading	43	44
Math	52	40
Science	59	50
Social Studies	0	0
Writing	21	26

% of Students Making Academic Growth

Subject	2019	2018
All Subjects	69	63
Reading	59	66
Math	78	60

Student Profile (%ages)

Category	Percentage
Eco Dis	64.8
EL	1.4
BE/ESL	0.9
SpEd	14.4
G/T	7.9
At Risk	39.4
Mobile	11.5

Ethnicity

Group	Af Am	Hispanic	White	Other
Students	11.1	7.9	75.9	5.1
Teachers	5.6	5.6	88.9	-0.1

Experience/Tenure (in Years)

Ps Ave Tenure Dist	2.0
Ps Ave Experience	2.0
APs Ave Tenure Dist	0.0
APs Ave Experience	0.0
Ts Ave Tenure Dist	6.7
Ts Ave Experience	10.9

% of Teachers by Years of Experience

Experience Level	Percentage
Beginning	5.6
1-5 Yrs	22.2
6-10 Yrs	11.1
11-20 Yrs	55.6
>20 Yrs	5.6

% of Teachers by Highest Degree Held

Degree Level	Percentage
No Degree	0
Bachelors	88.9
Masters	11.10
Doctorate	0

Attendance Rate

Year	Attendance Rate
2017-18	96.4
2016-17	96.7

2018-19 DISTRICT ACCREDITATION STATUSES

FIRST Rating

A-Superior

State Accountability Rating

B

Accreditation Status

Accredited

PEIMS FINANCIAL STANDARDS REPORTS

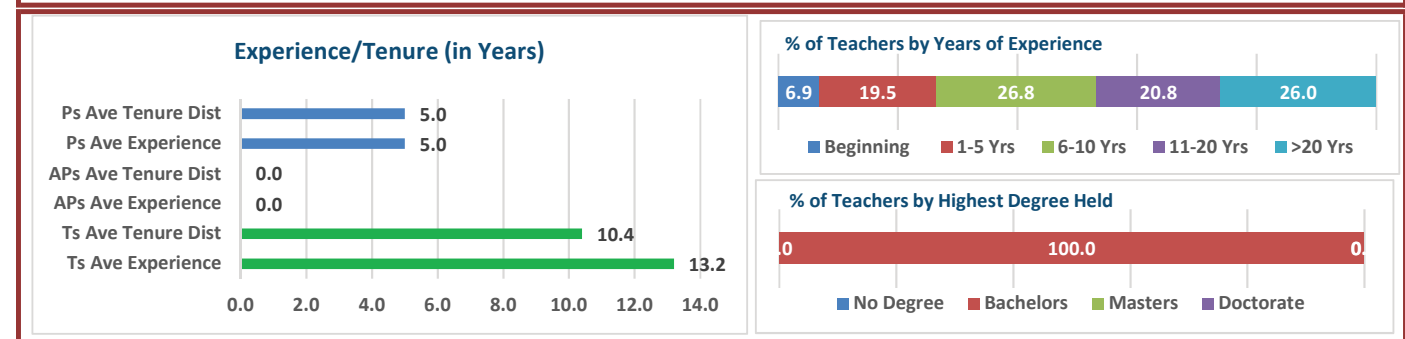
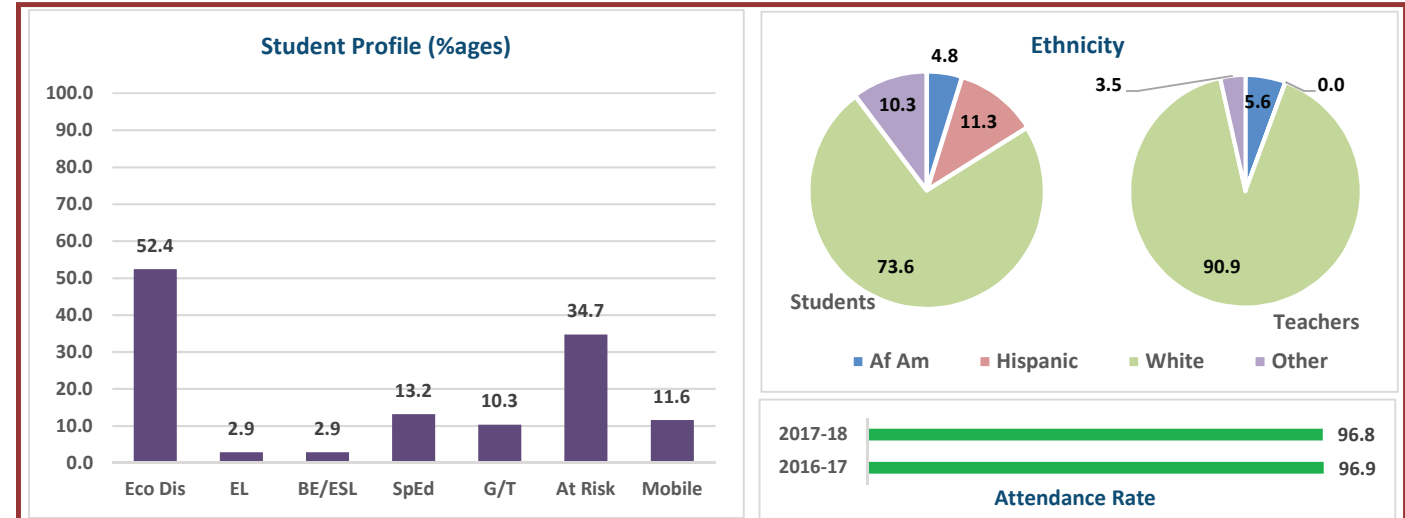
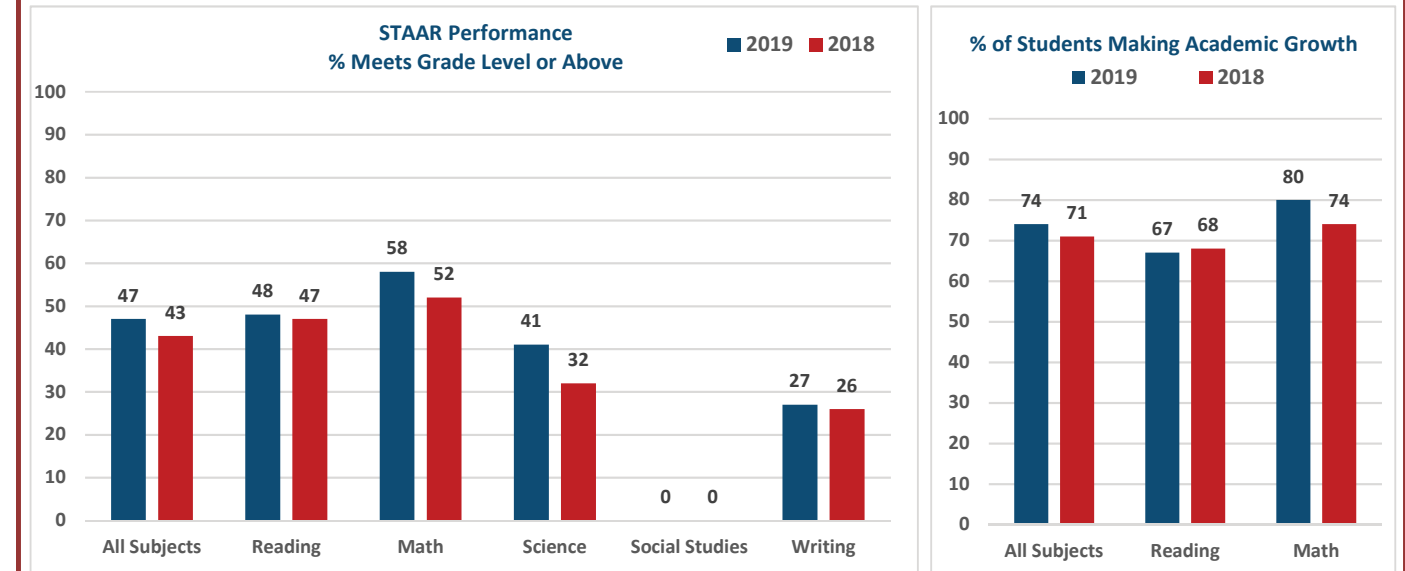
2017-18 Financial Actual Reports
can be accessed from

<http://tea.texas.gov/financialstandardreports/>

2018-19 Campus Snapshot

Campus Name BAILEY INT	Campus Number 139911104
Total Enrollment 311	Campus Type Elementary
	Grade Span 04 - 05

2018-19 Accountability Summary			
Overall Campus Rating	B	Overall Scale Score	80
Distinction Designations			
ELA/Reading	Science	Academic Growth	Postsecondary Readiness
Mathematics	Social Studies	Closing the Gaps	

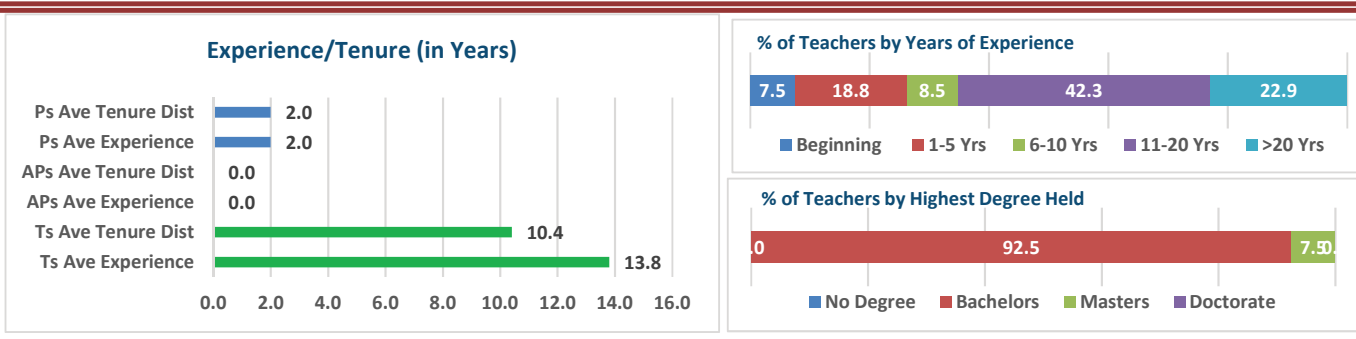
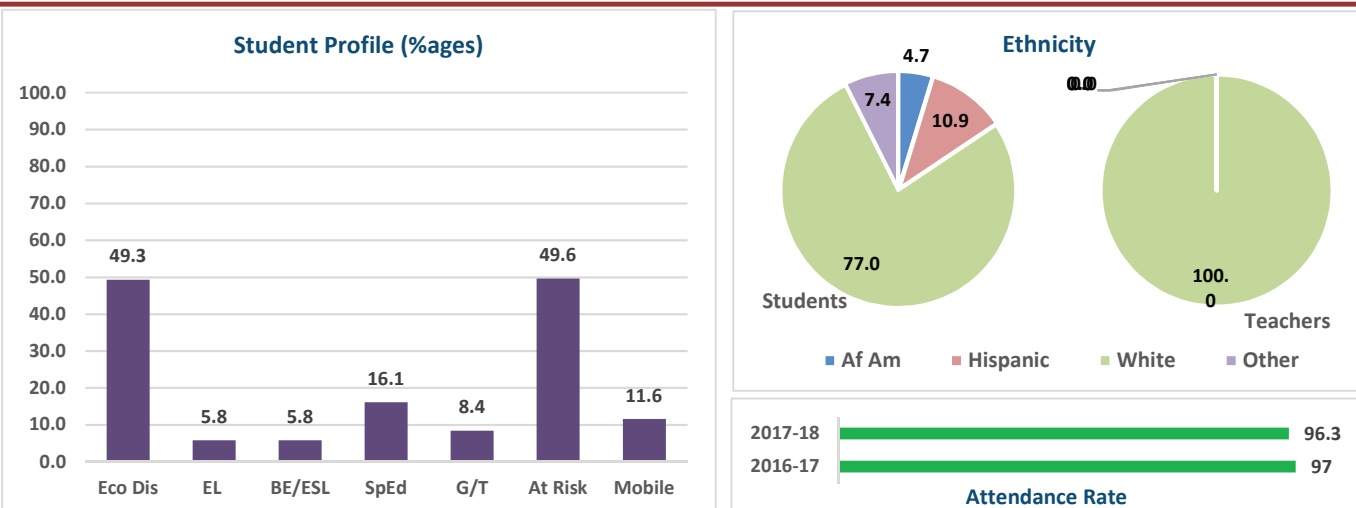
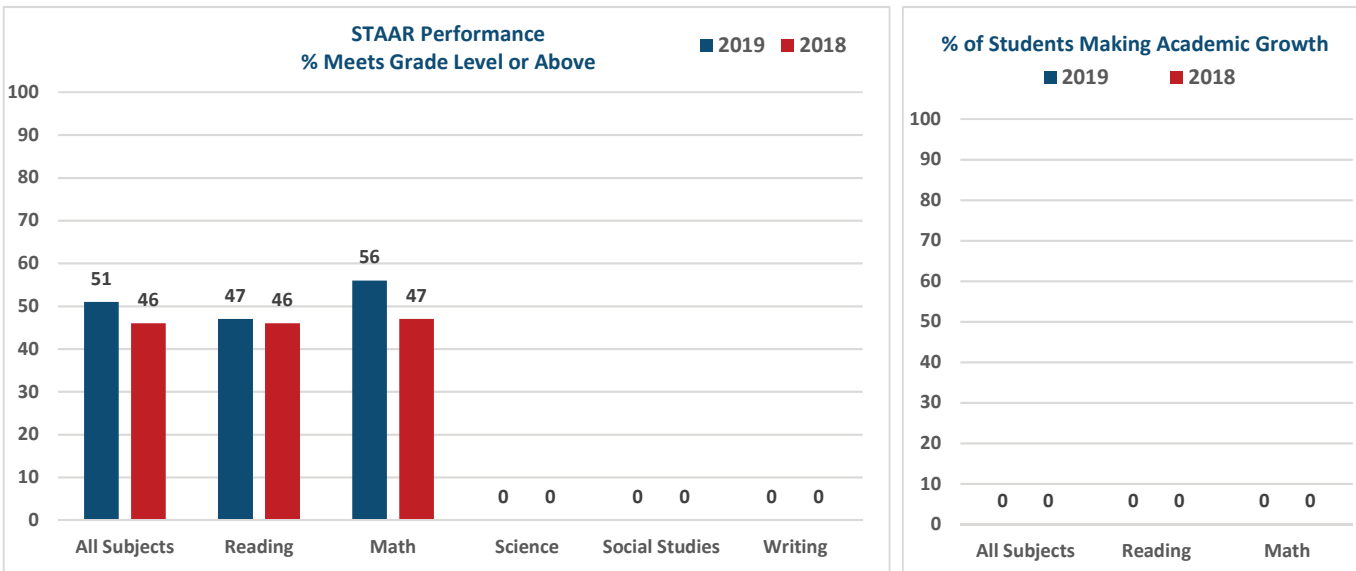


2018-19 Campus Snapshot

Campus Name **CECIL EVERETT EL** Campus Number **139911103**
 Total Enrollment **274** Campus Type **Elementary** Grade Span **02 - 03**

2018-19 Accountability Summary

Overall Campus Rating **C** Overall Scale Score **79**
Distinction Designations
 ELA/Reading Science Academic Growth Postsecondary Readiness
 Mathematics Social Studies Closing the Gaps



2018-19 Campus Snapshot

Campus Name **W L HIGGINS EL** Campus Number **139911101**
 Total Enrollment **308** Campus Type **Elementary** Grade Span **EE - 01**

2018-19 Accountability Summary

Overall Campus Rating **C** Overall Scale Score **79**
Distinction Designations
 ELA/Reading Science Academic Growth Postsecondary Readiness
 Mathematics Social Studies Closing the Gaps

