



Union Public Schools

# Annual Report 2006-2007

*Celebrating What's Right With the World!*

Union Schools Education Foundation  
2006-2007 Annual Report  
Pages 20-23



## Table of Contents

|   |             |
|---|-------------|
| Board of Education .....                  | Page 2      |
| Superintendent's Message .....            | Page 2      |
| District Overview .....                   | Pages 3-15  |
| Introduction .....                        | Pages 3     |
| Mission, Goals .....                      | Page 3-4    |
| Operational Statistics .....              | Page 4      |
| Construction/Facilities .....             | Page 4      |
| Student Statistics .....                  | Page 5      |
| Student Achievement .....                 | Pages 5-7   |
| Teaching & Learning .....                 | Page 8-10   |
| Community Involvement .....               | Page 10     |
| Employee Statistics .....                 | Page 10     |
| Professional Development .....            | Page 10     |
| Employee Achievement .....                | Pages 10-12 |
| Parent Support .....                      | Page 12     |
| Community Service .....                   | Page 12-13  |
| Communications .....                      | Page 13     |
| Technology .....                          | Page 13-14  |
| Economic Condition & Outlook .....        | Pages 14-15 |
| Enrollment .....                          | Page 15     |
| Facilities .....                          | Page 15     |
| Bond Funds .....                          | Page 15     |
| Grants/Federal Programs .....             | Page 15     |
| Revenue & Spending .....                  | Page 15     |
| District Report Card with API Index ..... | Pages 16-19 |
| Union Schools Education Foundation        |             |
| Annual Report .....                       | Pages 20-23 |
| Administration .....                      | Page 24     |

## 2006-2007 Board of Education

Union's Board of Education consists of five members elected by district zones for five-year terms.



Pictured here are left to right (seated) Ed Payton - District #5, Dr. Cathy Burden - Superintendent, (back row) Jeff Bennett - District #1, James Williams - District #3, Ross Ford - District #2, and Scott McDaniel - District #4.



## Dear Union Patrons,

In looking back on the 2006-2007 school year, it is not difficult to find reasons to "Celebrate What's Right with the World." The accomplishments of the Union community---its students, parents, employees and area partners---are impressive and uplifting. We are honored that agencies and private donors choose to invest in and partner with Union.

Recent examples include: the George Kaiser Family Foundation's donation for a new middle school initiative; the Community Action Project's investment in efforts to impact all low-income children in the district; the Community Service Council's expertise and QuikTrip's funding to support our community schools; the OU-Tulsa's opening of a second school-based Bedlam Clinic and plans for a 2008 opening of an employee clinic; the TU training for Union math and science teachers; Mayor Kathy Taylor's Mentoring Initiative; country music entertainer Roy Clark's fund-raising concert for the music department at Roy Clark Elementary; and the enriching projects in our schools courtesy of The Home Depot, Jr. Achievement, YMCA, Boy Scouts, Camp Fire, Boys Club, and Tulsa City/County Health Department.

Thanks to this kind of community involvement and the addition of well-designed facilities and programs, our families, teachers and students have flourished. Our High School had 10 National Merit Finalists. More than 1,300 students took Advanced Placement classes and nearly 2,800 were enrolled in Pre-AP courses. Fourteen more teachers received National Board Certification, pushing Union's total numbers to among the highest in the state, while Cedar Ridge Elementary teacher Betsy Glad received the Presidential Award for Mathematics Teaching.

2006-2007 was a good year to celebrate co-curricular accolades too. The incredible Union Highsteppers won their 26th consecutive state title; the undefeated varsity wrestlers were named the Dual State Champions; and both the boys and girls soccer teams were named State Champions. Also taking top honors in the state were the girls' track team and boys' tennis.

Eight new classrooms were added to the Intermediate High School and Rosa Parks, Union's 12th elementary, opened for the 2006-2007 school year. Administrative offices on 129th E. Avenue were remodeled to expand the Alternative School, and an existing building at 8506 E. 61st became the new Education Service Center.

These are just a few reasons to celebrate. You will find hundreds more in the pages that follow. I hope you enjoy them as they make you think of and "Celebrate What's Right with the World!" our theme for the year.

Sincerely,

*Cathy Burden, Ph.D.*

Cathy Burden, Ph.D., Superintendent



## Introduction

Union Public Schools, Independent District #9, Tulsa County, is a premiere Oklahoma school district with a strong sense of community pride. In fact, Union is its own community. Its 28-square-mile boundary does not reside within one particular city.

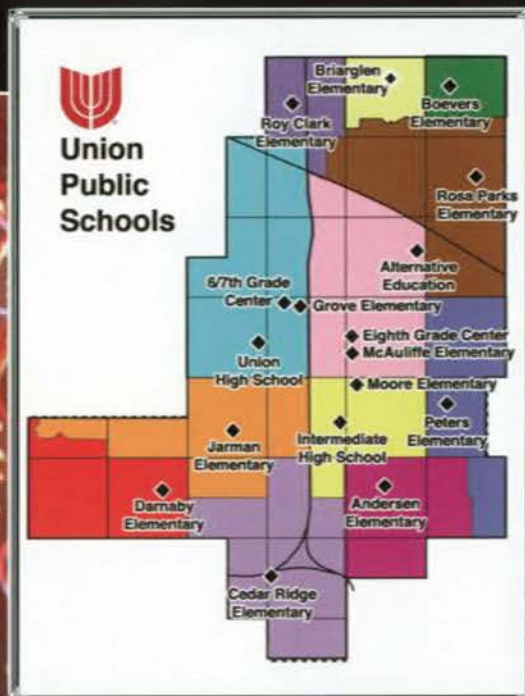
Instead, it encompasses both southeast Tulsa and a portion of the neighboring city of Broken Arrow, and the schools act as a unifying force for area residents. At the center of the community---our Main Street, if you will---is the school system with its more than 14,000 students, PreK-12.

Parents choose the Union District for its all-around excellence---wide-ranging academic programs, varied school-related activities, strong emphasis on character development, outstanding teachers, respected elected and administrative leaders and remarkable facilities.

Each year the district has an impressive number of National Merit Scholars, and its graduating classes receive millions of dollars in scholarship offers to colleges and universities throughout the country. Approximately 93 percent of the 2007 graduating class pursued post-secondary education. Union is one of the leading districts in Oklahoma in the number of teachers earning prestigious national certification, and its "Character Counts!" program is considered a statewide model.

When Union was founded in 1919, it combined four small, rural communities - Boles, McCollough, Mayo and Alsuma - and had only four students in its graduating class. Today it is the ninth largest district in Oklahoma and has twelve elementary schools, a Sixth/Seventh Grade Center, an Eighth Grade Center, an Intermediate High School, an Alternative School and a High School.

Union's innovative curriculum features programs that provide exemplary educational experiences for students at all elementary and secondary levels. Instructional technology offers students state-of-the-art tools to enhance reading,



language, math, science and writing skills. Art, music and physical education enrich the traditional curriculum. Professionals in remedial reading, speech therapy and special education are assigned to the schools along with library media specialists, nurses and counselors. Courses for gifted students are offered at all levels, as are programs for English Language Learners.

Two Community Schools, complete with health care clinics and other agency services, are among Union's 12 elementary schools. The Extended Day Program offers quality child care before and after school at all elementary sites.

The comprehensive secondary curriculum serves both college-bound and non-college-bound students. Core curriculum classes of varying levels of difficulty are offered to meet individual student needs. In addition to challenging Pre-AP classes, Union offers a variety of Advanced Placement classes which allow students to earn college credit while learning about a subject in greater depth and developing study and analytical skills that are important to success in college.

In partnership with Tulsa Community College, Union offers a Concurrent Enrollment Program, enabling students to earn both high school and college credits at the same time. Students interested in vocational programs are transported to the appropriate Tulsa Technology Center campus for the curriculum they desire.

Union's award-winning Alternative School is internationally recognized and helps students stay in school or return to school, giving them a chance to get back on track to graduate.

Union's strong sense of tradition and pride is underscored in its theme, "Working to Form a More Perfect Union."

## Our Mission

*It is our Mission to provide our community of learners with educational opportunities to acquire and develop the best possible academic, vocational, recreational, social and participatory skills, enabling them to become valued, contributing members of a changing global society.*

## the Communicator

**The Communicator** (USPS 097 430) is published bi-monthly with extra issues in October and January by Union Public Schools, 8506 E. 61st Street, Tulsa, OK 74133-1926. It is issued to patrons of the Union Public School District free of charge. Dr. Cathy Burden is Superintendent of Schools. Gretchen Haas-Bethell is Communications Executive Director/Editor. **The Communicator** staff includes Andy Erwin, Janie Froman, Beverly Thummel and Michael Vore. Periodicals postage paid at Tulsa, OK. **POSTMASTER:** Send address changes to **The Communicator**, 8506 E. 61st Street, Tulsa, OK 74133-1926, or call 357-6015.



## Our Goals

- Academic excellence for all students
- Preparation of students for positive citizenship
- A positive educational environment in which students, parents, community and staff assume responsibility for their role in the learning process
- District excellence for all employees
- Expanded opportunities for learning
- Increased use of technology
- Enhanced Union pride
- Support base to include patrons, partnerships and community resources
- Long-term plan to accommodate growth

## Operational Statistics

### Transportation

Approximately 5,700 students are transported daily on the district's 106 buses. Union's buses drove more than 800,000 miles in 2006-2007, with 61 bus routes covering more than 1,300 stops throughout the district. Fifteen buses were used for summer school with eight at Clark, three at Cedar Ridge, one at Briarglen and three for Special Education. The district's fuel cost for 2006-2007 was \$319,969.

### Child Nutrition

With 114 employees, the Child Nutrition department served 159,309 breakfasts, 253,882 Breakfasts in a Bag and 2,075,210 lunches during 2006-2007. In addition, 43,827 adult meals were served along with 7,882 early childhood meals and 9,604 after-school snacks.

### Maintenance Services

Union's 87 night custodians each maintain 30,000 square feet of building space. In custodial services, 11 different languages are spoken, and Spanish and English classes are provided as is a Building Engineer certification class. Campuses are maintained by 13 grounds employees who each keep 32.7 acres of school property manicured. During the year, 238 work orders were processed using 10,297 hours, and employees set up and cleaned for more than 142 major events.

Maintenance services has 13 employees who process 5,700 work orders annually ranging from telecommunications, mechanical, building electronics and hardware.

Warehouse and distribution services involves six employees who are responsible for food storage and distribution, cen-



tral receiving, daily mail and delivery service, custodial supply distribution, records storage and maintenance and instructional supply distribution.

In Purchasing and Supply Management, two employees handle procurement services, districtwide quotes and bids, contract review, districtwide procurement contracts, maintenance repair and operations sourcing, and scheduling and maintaining facility rentals and agreements.

### Union Multipurpose Activity Center

Four employees at the Union Multipurpose Activity Center coordinate UMAC events and facility rental. The UMAC also houses the UWear Store which markets Union spirit wear and items, the Fine Arts Department, an in-house production studio and the Athletics Department.

## Construction/Facilities

Major construction projects for the 2006-2007 school year included the Education Service Center remodel, construction of eight additional classrooms at the Intermediate High, remodel and construction of the Alternative Middle School, and planning for Elementary #13 (opening in the 2008-2009 school year), Central Park at Union and the Rosa Parks Early Childhood Center.

Summer projects involved a remodel of Union Tuttle stadium concessions, roof replacement at Grove, security cameras at the Intermediate High, carpet replacement in three elementary schools and renovation of the Spirit Room at the High School.

The Education Service Center moved into its new location in December. The move helped the district consolidate its administrative offices and provide more space.

The new ESC is home to the Enrollment Center, Communications, Finance, Child Nutrition, Human Resources, Payroll, Special Services, Support Services, Teaching and Learning, and Technology.

Rosa Parks - Union's 12th elementary school - opened its doors to students on August 16 after about a year of construction. The school was funded with money from bond issues in 2004 and 2005 that totaled about \$13 million. The school contains 30 regular classrooms, two special-education classrooms, an art room, a music room and a gymnasium. More than 30 teachers were assigned to the building, along with child nutrition workers, teacher assistants and maintenance workers.



## Student Statistics

Growth remains a constant factor in the district. Union served 14,345 students during the 2006-2007 school year. Of those, 6,781 were elementary age and 7,564 were in our secondary schools; 7,336 were male and 7,009 were female. In terms of ethnic origin, 11 percent were Native American, 16 percent were Hispanic, 13 percent were African-American, 6 percent were Asian and 54 percent were Caucasian.

Twelve percent or 1,669 of our students were enrolled in special education.

In 2006-2007, approximately 3,355 students throughout the district were bilingual or lived in a home where a language other than English was spoken, compared to 206 in 1995. The total bilingual count included 65 different languages.

There were 3,418 first through twelfth grade students enrolled in Union's gifted and talented program.

More than 40 percent of our students reported that they live with just one of their biological parents - 5,036 (35.1 percent) living with their mothers and 769 (5.4 percent) with their fathers.

During the regular school year, 362 first, 463 second and 426 third grade students were eligible to participate in the Reading Sufficiency Act program.

There were 685 students (grades K-5) enrolled in Union's Extended Day Program for 2006-2007, of whom 131 attended the morning program, 214 attended the afternoon program and 340 students attended both programs. The EDP Summer Camp was held at Moore Elementary, offering weekly themes over a nine-week period. Weekly camp attendance averaged 125.

The number of High School students in Advanced Placement (AP) courses was 1,330, while there were 2,792 students, grades 9-12, enrolled in Pre-AP courses.

Nearly 10,000 Union students were involved in at least one arts class, including 6,193 elementary students who took both art and music. At the secondary level, 785 were in band; 354 in orchestra; 402 in vocal music; 319 in drama; 256 in competitive speech and 1,650 in a wide variety of visual arts disciplines.

During 2006-2007 there were approximately 1,805 participants--705 girls and 877 boys--in Union's 23 competitive



sports programs, including cheer, dance and pom. There were 1,805 student participants in its Intramural Sports Programs, K-12. Intramurals had 211 teams; more than 940 games played at Union; over 4,500 practices held in Union facilities; and over 94,000 student hours spent on Intramural sports activities at Union facilities.

Summer school was held at Briarglen, Cedar Ridge and Clark Elementary. Thanks to five grants, classes were offered free of charge to families. There were 386 first and second grade students enrolled under the Reading Sufficiency Act (RSA); 178 third grade students enrolled in RSA Academy; 79 first through fifth grade students under the Native American grant; 69 fourth and fifth graders under Title I, and 218 first through fifth graders enrolled under an ELL (English Language Learners) grant. In addition, there 280 students who chose to participate in Cedar Ridge tuition-paid classes offered in June and July.

## Student Achievement

Senior Matt Romine was named to the U.S. Army All-American Bowl. The bowl features the nation's top 80 prep football players in a classic East vs. West match-up inside San Antonio's Alamodome. Romine was the third Oklahoma athlete to be selected to the U.S. Army All-American Bowl West Squad.

The National Merit Scholarship Program named ten Union seniors as National Merit Semifinalists. Selected were Kelly Anderson, Brian Griffin, Brett Jones, Heather McDonald, Justin McNatt, Lydia Meador, Kevin O'Brien, Molly Ramsey, Trevor Sarratt and David "Blake" Winden. All ten advanced to Finalist status in February.

Three seniors -- Courtney Gatlin, Michael O'Dell and Sara Williams -- were named **Commended Students** in the 2007 National Merit Scholarship Program.

Sophomore Hannah Hensel received **The Alexander Hamilton Citizenship Achievement Award** for superior citizenship and achievement in national competition. The award, called Hammie for short, is given annually by the Alexander Hamilton Friends Association (AHFA) of Seattle, Washington. It includes a cash award, a certificate, and an opportunity to qualify for a one-week all-expense-paid leadership academy in Seattle.

Freshmen Hillary Krisman and Ashley Sorrels were selected to participate in the **Youth Philanthropy Initiative** at Oklahoma State University-Tulsa. YPI is a program designed to develop leadership skills, build community,



### Student Achievement (Cont.)

teach philanthropy skills and foster self-awareness and self-esteem.

For the third consecutive year, the **High School Repertory Theatre** won the Regional One-Act competition and four actors were named to the All-Star Cast. Jackson Currie was named to the number one spot, followed by Jake McKenzie at two, Sarah Schubert at three and Georgia Hays at ten. The students were recognized for their performance of *God*, a play by Woody Allen.

Peters fifth grader Aubrey Moller was one of 50 state winners picked from nearly 5,000 entries nationwide in the **Draw-Your-State-Flower Contest**, sponsored by The Scotts Miracle-Gro Company. Moller received a \$250 cash prize in addition to an all-expense-paid trip to Washington, D.C. for her winning entry, a drawing of mistletoe, Oklahoma's official state flower.

The High School Student Council received the **Spirit of Service Award** from the Oklahoma Association of Student Councils Conference during the 66th annual OASC state conference. The students were honored for organizing a Senior Citizens Prom at Woodland Terrace Senior Living Center. Each year, Leadership students plan and organize a dance and dinner for the residents.

Seven High School students were selected for **All-State Chorus**. James Buchanan, Michelle Reynolds and Katherine Wooten were named to the Mixed Oklahoma Music Educators Association Chorus, while Lydia Gray, Bethany Ross, Allie Dossman and Kim Stewart were named to the Women's Oklahoma Choral Director's Association.

Drew Cottrill was named 8th Grade Co-Champion at the **Oklahoma State Grade Chess Championship Tournament** and David Chui placed fourth in the tournament. Together, Cottrill and Chui earned the 8th Grade State Team Championship title. For the team title, the tournament directors add the top-three players' scores from each team, and Union won with only two players.

Four High School students won awards in the annual **Scholastic Art Competition**, and one of the students went on to national competition. Lisa VanSchoyck received a gold medal for an 8x10 digital image featuring an infant navigating a brick path. Her piece progressed to national competition where it was judged against entries from every high school art department in the United States. Receiving silver medals were Betsy Rankin, Carolyn McBroom and Amanda Zurita.



The High School Winter Guard won the **Mid-America Performing Arts Association Championships** in Stillwater. The JV Guard placed third in their division, competing against all varsity level groups.

Seniors David McKellips and Amy Bennett were named **Mr. and Miss Union** - the highest honor a Union High School student can receive. The award is based on a combination of academics, extra-curricular involvement and student vote.

Andersen fifth grader Audrey Pelvé was accepted into the **People to People World Leadership Forum**. She joined a select group of students in Washington, D.C. to earn high school credit while studying leadership and exploring some of the United States' most prominent monuments and institutions.

A team of Native American students placed seventh out of 29 schools during the **Creek Nation Challenge Bowl**. The team included Sara Petherick, Teresa Vance, Taylor Anderson, Carmel Blumenberg, Christian Dansby, Raechelle Howze, Michael Blumenberg and Jayne Sims.

Darnaby swept the competition in the **Oklahoma Trash Poster Contest** sponsored by the Metropolitan Environmental Trust, Department of Transportation, Department of Education and several other organizations. In the Tulsa County division, Darnaby had one-third of all winners, out of 24 schools and 612 entries. In the K-2 Division, Isabell Beffer won 1st, Brenna Posey took 2nd and Hayden Davis was 3rd. Taylor Brueggjenjohann took 2nd in the 3-5 Division.

Intermediate High freshmen Tristin Stauder, Zach Barton and Laura Kalb won 4th place awards for their entries in the **state science fair** in Ada.

Alternative School graduate Eric Goolsby was selected to serve on the **Presidential Guard** to safeguard the President of the United States. He graduated from the Alternative School in December and shipped out to the Marines the next day. As a member of the Presidential Guard, Goolsby will provide presidential security, guard the president and, in the words of the Marines, be willing to "take a bullet for the president."

Seventh grader Angela Cai received Grand Level Recognition - a statewide honor - in the **2007 Duke University Talent Identification Program**.

Senior Kelly Anderson was named an **Academic All-State scholar**, one of only seven honored in the Tulsa area.



### Student Achievement (Cont.)

Two Union students were named national winners for their creativity in the **National PTA Reflections** contest. Cedar Ridge third grader Molli Geary won in Film/Video Production, and senior Xuyen Ha won in Visual Arts. Two additional students won Awards of Excellence on the state level, Darnaby's Madison Harrison in Musical Composition and Andersen's Bailey Evans in Photography.

The **Tulsa Chapter of Executive Women International (EWI)** announced five area scholarship recipients. The top scholarship of \$5,000 went to junior Kristin Nichols. Nichols went on to compete for one of six scholarships at the national level - ranging in value from \$2,000 - \$10,000 -- and was awarded the second-place national scholarship of \$6,000.


Union student athletes earned five **OSSAA state championships** during 2006-2007. Redskin wrestlers became 2007 Dual State Champions following an undefeated season. Seniors Jamal Parks and Seth Vernon were three-time state champions. The boys' and girls' soccer teams both had stellar seasons with the boys winning their second straight championship and the girls winning their first.

The girls' track team won first in state for the third straight year, their fourth in five years. The boys' tennis team took the state championship for the third year in a row.

One of the most remarkable winning streaks in the state's history continued as the **Union Highsteppers** won their 26th consecutive state title - winning in the Kick, Jazz and Large Ensemble Divisions. Three soloists placed in the top 10: Lauren Tallent, Gabby Johnson and Jenni Smith, and six received an Academic All-State award for having a 4.0 GPA and 16 with at least a 3.5 GPA.

The **Elite 8th grade dance team** won a Grand Champion trophy for its performance at dance camp in Fort Worth, Texas. The team also won a superior rating for a home routine that they performed on their first night at the camp. The grand champion trophy was awarded for a routine they learned during the camp.

The **Varsity Cheerleaders** received a certificate for Academic Achievement from the OSSAA (Oklahoma Schools Secondary Activities Association). Members of the varsity squad have a minimum cumulative grade point average of 3.25 and ranked in the upper one-third of the school classification, qualifying the squad for the certificate.



The Varsity Pom Squad and the Highsteppers were named **Frontier Valley Conference Champions** at Jenks. The Varsity Cheer squad was named Runner-Up. Junior Varsity Cheerleaders and 9th Grade Cheer were named conference champions in their division, while 8th Grade Cheer was named runner-up. Junior Varsity Pom, 9th Grade Pom and 8th Grade Pom were named runners-up in their divisions. The Shining Stars (JV Dance) and the Union Elite (8th Grade Dance) were all named conference champions.

The Union Varsity Pom placed 10th in the Large Varsity Pom division and 8th in the Large Varsity Hip Hop division at the **Universal Dance Association's 2007 National Dance Team Championships** held at Walt Disney World Resort in Orlando, Florida. About 41 teams competed in Large Varsity Pom, and 35 teams competed in Large Varsity Hip Hop.

The Highsteppers won the Grand Champion Award at the **Starmakers Big "D" Extravaganza regional dance competition** in Garland, Texas. The 30-member team was awarded the highest honor of "Best of Contest" for having the highest overall score of all the teams in the competition. In addition, the team was awarded for Excellence in Choreography on their kick dance and Excellence in Technique, Showmanship and Precision.

The Highsteppers also placed 1st in kick and jazz and 2nd for their modern dance. The Senior Ensemble won first place, and captain Lauren Tallent was in the top 19 for her solo performance. The officers placed second for their jazz routine and third for their lyrical and modern routines. The Highsteppers Kick Dance was awarded a perfect 100 score from all three judges.

The 8th grade cheer squad won the Home Dance competition in **UCA cheer camp**. They also won the Junior High Cheer Competition, along with the Superior Trophy, earned for receiving blue ribbons and spirit sticks on a nightly basis. Bria Colgan, Bailey Cheek and Emily Hopper also made UCA All-Star.

Members of the freshman cheer squad made 'cool' scarves for **Operation Cool Hero**. The scarves contain crystals that absorb and hold water to help keep soldiers cool in the hot temperatures of Iraq. The squad adopted a troop and made and sent 100 scarves to them. Wal-Mart in Broken Arrow donated a bolt of material in the Iraq Camo print, and FirstTitle & Abstract Services, Inc. paid for all the other materials needed to make the scarves and paid to have them shipped to Iraq.



## Teaching and Learning

Union's curriculum continues to provide excellent educational experiences for students' at all elementary and secondary levels. Courses and enrichment opportunities for gifted students and English Language Learners are offered at all levels as well. Programs in art, music and physical education also serve to augment the curriculum and learning opportunities. In addition, professionals in special education, speech therapy, remedial reading and math play a vital role in enriching the learning experiences along with media specialists, counselors and nurses. Through systematic evaluation of current practices and programs, increased collaboration, and the collective efforts of school stakeholders, we continue to be above the state's composite in student achievement in the core assessment areas of math and reading among elementary and secondary students.

The number of High School students in **Advanced Placement (AP)** courses was 1330, while there were 2,792 students, grades 9-12, enrolled in Pre-AP courses.

**Special Services** assisted students diagnosed with autism, deaf-blindness, deafness or hearing impairment, developmental delays, mental retardation, multiple disabilities, orthopedic impairment, other health impairment, emotional disturbance, specific learning disability, speech or language impairment, traumatic brain injury or visual impairment.

The Sixth/Seventh Grade Center's new **Engaged Students Caught Actively Participating in Education (ESCAPE) Program** was developed to provide 6th graders with a free opportunity to become engaged in after-school activities and to develop relationships with staff and other students. The program was designed to support character education and to influence, encourage and inspire an increase in academic achievement. Approximately 145 students participated in the two-day per week program.

The Sixth/Seventh Grade Center and the Intermediate High School both began **summer transition programs** for incoming students. The incoming sixth graders were invited to a fun-filled day created to help alleviate some of the stresses associated with leaving an elementary school and attending a school with over 2,200 students. Lessons were presented by staff members and included sessions titled "Cafeteria Boot Camp," "Bus Bonanza," "Locker Lessons," "Freak Out" and culminated with a "Principal Hoorah." Over 600 incoming 6th graders attended the Moving UP day at the 6th/7th Grade Center.

The Intermediate High School provided many of the incoming freshmen with a new opportunity after their 8th grade



school year ended. The summer program designed especially for students who had struggled academically was named the **EDGE** to highlight the benefits for students of getting a jump on learning as they enter high school. The transition program was a great way for 140 ninth graders to start their high school career on the right foot.

The secondary schools' **Literacy Strategies** initiative began with the training of a cadre of Union staff members including classroom teachers and curriculum specialists who would be responsible for training all the district's teachers and administrators over the next three years. Phase one of the initiative included training the trainers and the subsequent training for select pilot teachers. A total of more than 50 teachers in a variety of academic disciplines were trained. The instructional impact would reach a potential student population of approximately 7,000 students.

Union sponsored 24 different **Student Assistance Programs** for the year, including ropes courses with over 1,100 participants, weekly support groups for 395 students, Drug-Free Youth programs for more than 3,500 students and peer influencing activities throughout the year with a total attendance of over 14,000 students. In addition, over 150 students and parents participated in the evening parent/student involvement program. The Student Assistance Program leaders also organized and provided 1,497 students with gifts and 520 families with food during the holiday season through the I-CARE program.

Grove, Cedar Ridge and Rosa Parks helped young mothers by providing **baby care**. High School students drop their babies off at the baby room in the morning and pick them up around 3 p.m., an arrangement which enables the students to earn their degree and graduate with their class. Community Action Project rents a classroom from Union and runs the program.

**Oklahoma Parents as Teachers (OPAT)** program provided home-visitation services to 130 children and their families. **Early Head Start (EHS)** provided home visitation and social support services to 72 children and center-based services to 22 children and their families. Both OPAT and EHS serve pregnant women and children from birth through three.

Rosa Parks hosted a **family night** for its English Language Learner students and their families and worked with a local business to provide free coats to 23 students. Educators worked with a new business partner, Paragon Films for Christ Charitable Trust, part of Paragon Films, Inc., who donated coats to the students.

Jarman began a **book club** for mothers and daughters which met for six Tuesday evenings during the year. The



## Teaching and Learning (Cont.)

club was geared to fourth and fifth grade readers, and mothers brought their favorite supper items and discussed books, played games and enjoyed each other's company.

Union head football coach Kevin Wright, members of the Redskins football team and the Highsteppers "tackled a good book" and read to multiage students at Grove. The students wore their jerseys as the football team read books as part of Grove's Reading Night.

Rosa Parks fifth graders attend the **Tulsa Opera** production of *The Little Prince* through a grant from the Arts & Humanities Council of Tulsa. The performance was free of charge to the students and, in addition, the PTA provided dinner in the school cafeteria so students had the experience of dressing up, having dinner and enjoying a night on the town.

The district's 12th elementary, Rosa Parks, was dedicated on October 24 with Tulsa Mayor **Kathy Taylor** as the featured speaker. The opening of Rosa Parks was celebrated on the anniversary of Rosa Parks death in remembrance of her significant contributions to our country and society. Miss Tulsa 2005 Rachael Poling sang the National Anthem during the dedication.

**Guided Study Hall**, a new program at the Intermediate High, helped struggling students improve their performance through specialized tutoring sessions. Guided Study began after two I-High teachers and administrators attended a conference in St. Louis on Professional Learning Communities. **Professional Learning Communities** can be everything from one colleague meeting with another to share best practices, to a group of teachers researching a topic to insure they have the best instructional strategy in every classroom.

Two **after-school programs** at the 8th Grade Center provided academic enrichment for students. Every Thursday, students met with teachers Roxanne Eesley and Linda Brooks for a book club. The students all read the same book and discussed their impressions about what they had read. After school on Friday, students met with teacher Lisa Malone for a creative writing workshop where they wrote stories and poems to share with the class as well as learned about different writing techniques.

Voted Union High School's "Most Talented" in 1995, alumna **Melinda Doolittle** competed in American Idol, the well-known national singing contest. Doolittle, who currently



lives in Tennessee, won approval from judges and the public alike as she finished in the top three.

Union's **English Language Learners (ELL)** program was recognized as one of the best in the nation by the United States Department of Education. The recognition came after a review of local schools by federal monitors with the Office of English Language Acquisition, Title III, which is part of the USDE. Union was one of four districts selected for the monitoring program based on the number of Limited English Proficient (LEP) students served. The USDE Monitoring Team, which monitors all 52 states' Language Instruction Programs, noted during their exit interview that Union's ELL program was by far one of the best in the nation.

World-renowned **National Geographic** photographer Joel Sartore shared his stories and experiences with high school students in March. During a related press conference, Kay Laake, Southwest Regional Sales Director for National Geographic School Publishing, presented the district with National Geographic patches which will be worn on lab coats purchased for elementary science labs through a Union Schools Education Foundation grant.

Fourteen college students from **Tulsa's sister city - Utsunomiya, Japan** - paid a visit to Cedar Ridge for a day of cultural exchange. The exchange students, who attend Tulsa Community College, went into the classrooms for a number of activities designed to teach American students more about the country and culture of Japan. They played Japanese games, counted in Japanese, created origami, taught easy phrases in Japanese and made bookmarks for students with the student's name written in Japanese.

When Rosa Parks Elementary opened in 2006-2007, it joined Roy Clark Elementary as Union's second Community School. The idea behind **Community Schools** is to provide extra support for families and students to help children be better students. Support comes in and out of the classroom through partnerships with community service organizations, agencies and other groups.

Union's partnership with the University of Oklahoma expanded with the opening of the district's second school-based **Bedlam Healthcare Clinic**. The clinic at Rosa Parks and the one at Roy Clark Elementary provide preventative health care, physical exams, immunizations and same-day treatment for students and their families whether they have insurance or not.



### Teaching and Learning (Cont.)

The annual Union/Jenks Science conference was held at the Oklahoma Aquarium in Jenks. Over 600 third and fourth grade students attended and participated in a series of ocean and marine life workshops and activities.

### Community Involvement

Home Depot selected McAuliffe Elementary School for its fall volunteer project as 30 Home Depot volunteers and as many as 20 McAuliffe PTA members converged on the school's courtyard area for a major renovation. Several other businesses including Carraba's Italian Grill, Wal-Mart, Office Depot, Quality Lath and Plaster, APAC Oklahoma, Inc., Tulsa Overhead Door and Chick-Fil-A joined as sponsors.

In September, Union and the Paseo de Salud program invited all district Hispanic parents to the 8th Grade Center for a night of useful information. They learned what the district offers and enjoyed music, dance, cultural foods and free diabetes screenings. Union and the Community Service Council's East Tulsa Prevention Coalition coordinated the event in partnership with the University of Oklahoma College of Nursing.

In 2007, singer/actor Roy Clark kicked off his 60th year in the entertainment business and celebrated 50 years of marriage in a big way at the UMAC.

He invited some of his close friends in the music industry to join him for a "Benefit Star Night Show" with proceeds going to the Roy Clark Elementary School Music Department.

Union began working with Community Action Project - Tulsa County to provide Early Head Start services for young children, from birth to three years old, and their families. Federal funds were awarded to CAPTC, and Union was selected to help distribute the services. Early Head Start is a federally funded community-based program for low-income families with infants and toddlers and for pregnant women. The program services include quality early education both in and out of the home; parenting education; comprehensive health and mental health services, including services to women before, during and after pregnancy; nutrition education; and family support.

YMCA counselors inspired kids to stay fit in an after-school program called Camp Catch at Grove. The camp, offered through the YMCA of Tulsa, is one of about 20 Activate



America programs in the country to address growing obesity, chronic disease and the health care crisis.

Tulsa Mayor Kathy Taylor and Union Superintendent Dr. Cathy Burden hosted an Education Summit in May at the Union Multi-Purpose Activity Center (UMAC). Attendees included higher education administrators, area school superintendents, members of the Oklahoma Boards of Regents and school board members, leaders in workforce development and alternative education, and city officials. The event focused on preschool education, community schools and workforce readiness and how to best deliver Tulsa's promise of quality education and economic prosperity.

### Employee Statistics

During 2006-2007, Union employed 57 administrators and 916 certified staff members. Support staff members accounted for another 698 positions. The ethnic diversity among the 2006-2007 staff was as follows: African-American 5 percent; American-Indian 5 percent; Asian 2 percent; Hispanic 6 percent; Caucasian and Other 82 percent.

As of the end of 2006-2007, Union had 44 teachers at 15 schools who had become Nationally Board Certified, and 40 percent of district teaching and administrative staff had earned graduate level degrees---351 had master's degrees and 20 had doctorates.

### Professional Development

Seventeen of Union's 17 school sites participated in Professional Learning Communities (collaborative work groups) involving 76% of the certified teachers in the district.

During 2006-2007, Union's online database noted 131 district and site-sponsored professional development opportunities/ activities offering teachers more than 15,636 hours of core curriculum training. Professional Development opportunities included training in Language Arts, Math, Social Studies, Technology, English Language Learners and Professional Learning Communities.

### Employee Achievement

High School chemistry teacher Brad Cast was selected as a Chemical Engineering Distinguished High School Mentor



## Employee Achievement (Cont.)

for 2007 by the Ralph E. Martin Department of Chemical Engineering at the University of Arkansas. Nominations were made by students currently enrolled in the chemical engineering program at the University of Arkansas. A maximum of three awardees are chosen each year. In addition to honors at the school and on its website, the University of Arkansas donated \$1,000 for Cast to use in his classroom.

Two Union art teachers, Grove's **Kren Bennett** and McAuliffe's **Ann Gray**, were invited to exhibit students' art at the National Education Conference in New York City. The artwork from Union was shown along with art from about 25 schools in a 10-state area, helping to promote choice-based art education, a standards-based program which regards the student as the artist. Students are instructed in the independent use of materials, techniques and resources. Frequent class discussions center on current and past artists' processes and lives, course of art ideas and the vital role of visual culture in the world today.

High School custodian **Rose Morris** was named the Support Employee of the Year. Morris has been with the district 27 years and maintained her rigorous work schedule through a cancer diagnosis and subsequent treatment. She is described as the perfect example of a service attitude; always willing to help and go the extra mile to please people.

**Rhonda Johnson**, who teaches American History at the Intermediate High, was named one of three finalists for the Oklahoma American History Teacher of the Year by the Oklahoma Council for History Education.

Teachers **Betsy Glad** of Cedar Ridge and **Denise Thomas** of Jarman were selected to represent Oklahoma in the 2006 PAEMST competition - Glad in mathematics and Thomas in science. Glad was also honored in Washington, D.C., as one of two Oklahoma teachers and only 93 in the nation to receive the Presidential Award for Excellence in Mathematics and Science Teaching.

Fourteen Union teachers received Education Leadership Oklahoma (ELO) scholarships, worth \$2,500 each, to defray costs associated with the application process for National Board Certification. The teachers included **Melinda Herrington**, Boevers; **Sue Byrd** and **Debra Reeves**, Briarglen; **Tracey Gifford**, Cedar Ridge; **Ann Sinning**, Diana "Dixie" Tate and **Denise Thomas**, Jarman; **Rebecca Garrison**, Moore; **Roxanne Eesley** and **Rebecca Hacker**, 8th Grade Center; and **Donna Hardway**, **Rhonda Johnson**, **Rebecca Morales** and **Kathy Pursley**, Intermediate High.



Grove teachers **Melissa Gamble** and **Tiffany Bolding** received a \$1,500 grant from Cox Communications to help spur students' interest in reading. Grove adopted a new method called Reading Games to 'Croak' About aimed to improve students' reading, language and critical thinking skills.

McAuliffe teacher **Amber Jones** and Moore computer media technician **Jackie Peters** were selected as facilitators for the People to People World Leadership Forum in Washington, D.C. Jones and Peters were responsible for helping a group of 12 junior high delegates develop leadership skills and learn about American history, government and politics.

**Kim Whiteley** was named principal of the new elementary school slated to open for the 2008-2009 school year. She will remain principal of McAuliffe Elementary School while she plans for the opening of Union's 13th elementary school.

Fourteen teachers were recognized for attaining National Board Certification status, including two who attained advanced certification. Teachers receiving National Board Certification included **Connie Miller**, Andersen and Darnaby; **Kerri Gunter**, **Kathy Durning** and **Angie Buckner**, Briarglen; **Sarah Barker**, Cedar Ridge; **Doyle Davis**, McAuliffe; **Debbie McClellan** and **Karen Dale**, Moore; **Teresa Hudson**, High School; and **Becky Harms**, **Debbie Baker** and **Julie Gardner**, 7th Grade. Teachers who received advanced certification were **Wanda Gatlin**, Jarman, and **Linda Newkirk**, 8th Grade. Oklahoma ranks ninth in the nation of National Board Certified Teachers and Union currently has 44 teachers with National Board Certification.

Rosa Parks enrichment specialist **Debbie Snider** was named Union's 2006-2007 Teacher of the Year - the highest honor that may be bestowed on a Union teacher.

Site-level Teachers of the Year were **Chelle Cook**, Andersen; **Charlotte Johnson**, Boevers; **Judi Hill**, Briarglen; **Rachel McNamara**, Cedar Ridge; **Heather Lipe**, Clark; **Jana Kennedy**, Darnaby; **Annamarie Hurt**, Grove; **Wanda Gatlin**, Jarman; **Lisa Overstreet**, McAuliffe; **Beth Grounds**, Moore; **Mike Pearson**, Peters; **Jan Diven**, 6th Grade; **Patty Scheer**, 7th Grade; **Linda Kincaid**, 8th Grade; **Zondra Clunn**, Alternative School; **Ken Brooking**, Intermediate High and **Paul Todd**, High School.

A number of Union teachers were awarded grants, enabling some to study abroad or defray costs associated with



### Employee Achievement (Cont.)

classroom projects: Neighbors Together for Schools distributed grants through the Tulsa Community Foundation and Dollar Thrifty Automotive Group to **Cherry Redus**, Cedar Ridge - \$500; **Angela Sanders**, Clark - \$1,500; **Veretta Christiansen**, Darnaby - \$390; **Julie Wilcox**, Jarman - \$350; **Becky Greene**, McAuliffe - \$500; and **Tammy Ward**, 6th/7th Grade - \$500.

Three Peters teachers - **Mary Griffin**, **Kelly Bullock** and **Kim Sixsmith** - went to England and Hawaii as part of a Funds for Teachers grant. Griffin visited England to study the art and architecture. Bullock and Sixsmith traveled to Hawaii to study Pearl Harbor and the flora and fauna of the islands.

Rosa Parks teachers **Melanie Clouse** and **Michele Spencer** received a grant to attend the Lucy Calkins Writing Workshop in New York City over the summer with **Molly Linehan** and **Christy Thompson** from McAuliffe. The four teachers planned to incorporate their experiences into the curriculum in ways that can be meaningful for students and other teachers.

**Jamie Asbury** (6th/7th grade) received \$1,500 from the Williams Foundation; Alternative School principal **Richard Storm** received \$5,000 from the Tulsa Community Foundation; Grove's **Tiffany Bolding** was awarded \$1,505 from the Cox Foundation and **Kay Leslie** of Peters received \$1,000 from CCOSA-OAESP.

The Assistance League of Tulsa presented \$1,000 grants to **Jamie Treseder** of Cedar Ridge and **Shelly Eulenfeld** of Clark, and **Michael Murray** received \$2,000 from the Assistance League.

The Higher Education Cultural Roundtable awarded \$250 grants for school-related arts and humanities projects to **Janet Coleman** of the Union 6th/7th Grade Center, **Angela Sallee** of Boevers and to **Jarman Elementary School**.

The **Union Schools Education Foundation** awarded 50 grants totaling \$30,539.67 to 51 different teachers and one parent at 15 of the district's 17 school sites. The projects ranged from \$114.94 to the maximum amount of \$2,500.

### Parent Support

Whether it is attending back-to-school night or a ball game; passing a bond issue or serving on a planning committee,



parents in the Union district are known for their active involvement.

During the 2006-2007 school year, parents supported their children through 27 different **booster clubs** ranging from band and orchestra, to dance, pom and cheer to aquatics, golf and soccer.

The **PTA Council** awarded 15 scholarships to graduating seniors for \$500 each.

**Union Schools Education Foundation** sponsored their third annual USEF Golf Tournament at Battle Creek in June and patrons enjoyed an Oklahoma Centennial theme and were invited to 'Put Your Stake in Union' at the annual dinner and auction in November 2006.

### Community Service

In a partnership between the Drug-Free Youth (D-FY) program and the Character Counts program, the **"I Care" Project** sought donations to help needy families for the holidays with food and holiday gifts. Students raised more than \$37,000 and assisted 720 needy Union families, purchasing food for 520 families and holiday gifts for 1,497 children.

A program providing dentists who give exams and basic dental care - **ReachOut HealthCare America** - made an impact in the district. Students at Clark were the first to benefit, and the mobile clinic visited several other sites as well. Union parents were encouraged to participate in a school-based dental program in which a Tulsa dentist visits schools to conduct routine exams. Mobile dental services included diagnostic, preventive and restorative procedures.

The PTA Council opened the **Klothes Klose** - a program which provides items donated by Union families for Union families in need - at Rosa Parks Elementary. The shop is maintained by and hosted by PTA volunteers. A bus is also provided to patrons who are unable to travel to the Klothes Klose in order to make the program more accessible.

Staff at Clark sorted and packed food for a program called **Food 4 Kids** that helps combat hunger at home. Food 4 Kids provided nonperishable snacks and fresh fruit for 60 students at Clark to use as snacks for the weekend. Snacks were placed in students' backpacks during their lunchtime on Fridays or the day before vacation days. Students were chosen for this program based on need. About 93 percent of the students at Clark qualify for free/reduced lunch.



## Community Service (Cont.)

Union participated in Mayor Kathy Taylor's new initiative - **Mentoring to the Max**. Students at Boevers and Briarglen were selected to participate in the mentoring program. Volunteer mentors met with a small group of students at school for 45 minutes to read, visit and assist with fun activities planned by teachers (or program coordinators) at the sites, and the students were transported home at 5 p.m. by district buses. Thirteen employees at the Education Service Center participated in the program, finishing the last 45 minutes of their workday one day a week mentoring children. Employees were paid for the time spent mentoring just as if they were on the job.

Union raised \$144,041 for the **United Way** campaign. The amount contributed included employee pledges and fund raisers conducted at all of the school sites. The number of key club members - employees who pledged \$500 or more - was also up to 80.

## Communications

The Union Communications Department, which consisted of an Executive Director, a Communications/ Board of Education Secretary, a Desktop Publisher, a Webmaster/ Communications Specialist and a manager of television production during the 2006-2007 school year, provided a planned two-way communication system with internal and external audiences to meet the needs of the district and its students.

A network of 45 communications representatives from all sites, departments and various parent groups submitted news tips, photos and story ideas to our staff throughout the year. Their input helped generate approximately 400 news releases and photos which were sent to the media and/or posted on our web site.

Our records indicate Union-related news (not counting regular sports stories) appeared on television news 169 times during 2006-2007 and in 312 stories in Tulsa area newspapers. About 27,000 copies of the Communicator were printed and distributed to our schools, mailed to the media, lawmakers and district residents every two months.

Hundreds of local "news briefs" were posted on each school site's news bulletin page and on the Communications page. There were more than 27,000 hits on the Union website's "District Information" page for calendar year 2006, and the Communications bulletin alone registered more than 5,000 hits for the same period.



Planning for the future, Communications held a series of meetings with Information Technology, parents and teachers to plan for a re-launch of a redesigned website for the 2007-2008 school year.

Other major information campaigns either spearheaded or assisted by the Communications Department netted the following results:

- Passage of the \$17-Million February 13, 2007, Bond Election by more than 78 percent.
- Successful fund raisers for the Union Schools Education Foundation—the third annual USEF Golf Tournament at Battle Creek in June and patrons enjoyed an Oklahoma Centennial theme and were invited to 'Put Your Stake in Union' at the annual dinner and auction in November 2006.

Special event planning included the 2006-2007 back-to-school kickoff celebration and the dedication of the new elementary, Rosa Parks.

More than 40 publications were printed and included everything from handbooks, course offerings and report cards, to brochures, programs and annual reports.

Audio/video productions included a February 13, 2007, Bond Issue Video, a Teacher of the Year Slide Show, the Achieving Classroom Excellence (ACE) video, Teacher of the Year Video, Support Employee of the Year Video, the Baseball/Softball Scoreboard Proposal Video and the launching of the Education Service Center's Video Messaging System.

Redskin football unveiled its new coach's show, produced for the first time by an in-house production team on the High School campus. The show aired various days and times on Cox Cable.

Laying groundwork for the district's expansion into broadcasting, the communications department mapped out plans with Athletics and the High School to produce the coach's show in-house to be aired on Cox television during the 2006-2007 football season. Plans were also made to begin producing videos in-house rather than outsourcing them.

## Technology

All site secretaries' computers were upgraded to new Dell GX745 computers with large LCD flat panel monitors.



## Technology (Cont.)

Computers have become an essential tool for site office staff for e-mailing communications, word processing, accessing the district's student management system, managing substitute teachers, managing site budgets and accessing the Internet for the latest weather reports to determine if it will be an outside recess day and many other tasks.

Each elementary school has a Union Technology Organizer (UTO) and each secondary school has two. UTOs are teachers who are valuable resources for other teachers in their building in the area of technology. They track the progress teachers are making on their technology competencies.

New Voice Over Internet Protocol (VoIP) phone and digital voicemail systems were installed at four sites - Boevers, Clark, Rosa Parks and the new Education Service Center.

An existing keyboard lab at the 6th/7th Grade Center, the Intermediate High business computer lab, the High School programming lab and one High School business computer lab were all upgraded with new computers, LCD projectors and laser printers.

## Economic Condition & Outlook

Union Public Schools is located within the Tulsa Metropolitan Statistical Area (MSA). The area is experiencing a strong rebound from the economic downturn in 2002 and 2003. The Tulsa Metropolitan Chamber of Commerce reports that Forbes Magazine lists Tulsa as the fifth least expensive of the 150 largest metropolitan areas in the country for industry prospects to relocate or expand. Currently, Tulsa MSA's major industries are aerospace, transportation and logistics; manufacturing and services; health care; IT and telecommunications; petroleum and natural gas; financial and business services; and education. The value of Tulsa's goods and services grew 2.3 percent and is forecast to grow another 1.7 percent in 2007. Real personal income is projected to grow by 3.0 percent.

The unemployment rate in the Tulsa MSA reached 6.5 percent in 2003 then began a decline to its 2006 level of 3.9 percent, the lowest since 2001. The Chamber projects that this rate will remain relatively stable through 2010 due new industry expansion, as well as growth in construction, professional, business services and health care. Employment in the educational services area experienced a 1.3 percent gain in 2005 and a .7 percent increase in 2006. Union



Public Schools contributes to Tulsa's workplace initiatives by offering community programs for both adults and children such as:

- Adult Basic Education - classes for adults who need basic instruction in reading, writing, math and life skills,
- Workplace Education - links education goals to the employer's desire for high performance work and product quality,
- G.E.D. Preparation - instruction to prepare adults to take the Tests of General Educational Development (G.E.D.),
- English as a Second Language - instruction to non-English speaking adults to help them be productive citizens of our community.

Three of Tulsa's top five employers are major healthcare systems that continue to expand. The joint effort between Bedlam Community Health Partnerships and Union Public Schools has produced cutting-edge services for the Union community.

The Union Public Schools Bedlam School-Based Health Clinic initially opened its doors at Roy Clark Elementary School, and expanded in the 2006-2007 school year to Rosa Parks Elementary, Union's newest elementary school. These clinics provide a convenient way for students to receive a wide range of health care services. They operate at no cost to the school district.

The primary goal of the clinics is to serve the families of all children in each of the schools, including those who qualify for Medicaid or have no health insurance. The clinics provide at least one full-time physician's assistant or a resident physician, and a pediatrician visits each clinic as part of a rotating schedule. The physicians work with and assist school nurses. In addition, Union has formed partnerships with The University of Oklahoma Health Sciences Center, The University of Tulsa and Northeastern State University to provide clinical rotation opportunities for their nursing students.

Vision 2025, a one-penny 13-year increase in the Tulsa County Sales Tax for regional economic development and capital improvements, continues to fund projects throughout the Tulsa area, including instructional materials for common education. Union Public Schools collected \$683,432.22 in fiscal year 2006-2007 from Vision 2025 reimbursements for classroom-related expenses.



## Enrollment

Union has experienced significant growth in student enrollment. During the 2000-2001 school year the district recorded total enrollment of 13,054. The official child count for 2006-2007 reached 14,345. The administration projects continued steady yet moderate growth through 2010.

## Facilities

To accommodate this growth in student population the district maintains over 2.6 million square feet of facilities, including twelve elementary schools (grades preK-5), a Sixth/Seventh Grade Center, an Eighth Grade Center, an Intermediate High School (grades 9-10), an Alternative School, a High School (grades 11-12), and an Education Service Center. The district's newest construction projects include Rosa Parks Elementary; a thirteenth elementary school scheduled to open in the 2008-2009 school year; a remodeled Education Service Center which opened in December of 2006, and a recreational facility at the Sixth/Seventh Grade Center.

## Bond Funds

On February 13, 2007, district voters approved a \$17-million bond proposal which included funds for the construction of the district's thirteenth elementary school, remodeling of the Sixth/Seventh Grade Center, and acquisition of textbooks and instructional software. Other equally crucial items on the ballot included: roof replacements; security systems; library books; instructional equipment; technology, building repairs and renovations to sites districtwide.

## Grants/Federal Programs

During the 2006-2007 school year, Union received \$5,746,402 in federal grant money. Grants were used to fund such programs as drug education, special education, professional development, remedial programs, enrichment programs in math and reading, and supplies and materials.

The district's child nutrition program received \$2,262,261 in federal and state money. Approximately 33% of Union's students took advantage of free or reduced meals.



## Revenue

The State Department of Education requires Union Public Schools to report all revenue and expenditures on a modified cash basis when reporting monthly and yearly management information. This data is presented to the Board of Education and the patrons annually in August during a public meeting.

Union Public School's 2006-2007 general fund revenue was \$82.4 million. As always, the primary source came from state aid, 38 percent (\$31.3 million). More than 26.8 percent (\$22.1 million) came from ad valorem tax revenue, reflecting new housing and the area's commercial growth, especially along the 71st Street corridor.

The remaining collections come from:

- Federal sources - includes grants received from federal agencies
- Other state sources - includes auto license tax, state land earnings, state flexible benefit allowance, state grants and fees
- County sources - includes county 4-mill ad valorem, mortgage tax
- Local sources - includes building rental fees, extended day fees, interest earnings, night school and summer school tuition

The district has continued its contractual exclusive vendor relationship with Great Plains Coca-Cola Bottling Company. The contract has provided Union with \$4,074,038.66 over the last seven and one-half years, as well as free product, promotional goods and services to help fund site and district activities.

## Spending

General Fund expenditures in 2006-2007 totaled \$81,453,792. At least 59.6 percent of every dollar spent was used for teacher salaries, benefits and student instructional needs. More than 9.5 percent was spent on operations and maintenance. Another 6.4 percent was spent for student services which would include counselors, nurses and other student support services. Transporting the students used 3.4 percent, and the remainder of the budget was spent for general administration, school administration, including principals and their office staff; other instructional staff services such as media specialists at each school site; and staff development.



## 2007 Oklahoma School Accountability Data Report

Dear Parents,

I am pleased to provide the Oklahoma District/School Report Card, detailing educational information important for administrators, teachers, parents and the public. Included in this report is the Academic Performance Index (API), established by Title 70 O.S. § 3-150, along with additional factors that contribute to a school's or district's success. This information is provided not only as a snapshot of current performance, but also as a map leading to the continued progress and success of Oklahoma schools and our children.

--Sandy Garrett, State Superintendent of  
Public Instruction

This report contains data for all sites. Mathematics and reading scores are based on students' performance on state-mandated Criterion-Referenced Tests (CRTs). Tests are administered to students in grades 3-8, and those students currently enrolled in Algebra I, Biology, English II, and US History. Each student group is required to meet or exceed the performance targets determined by the state. Completion data are based on all students' attendance rate. The API Scale encompassed scores in a range of 0-1500. The state average API was 1180. Statewide Performance Targets for 2006-2007 were: Math API-932, Reading API-914, Percent of students tested-95%, Attendance Rate API-664 (91.2%) and Graduation Rate API-882 (67.8%).

### KEY

API - Academic Performance Index


SH - Safe Harbor condition has been met

ELL - English Language Learner

IEP - Individualized Education Plan

\*\*\*\* Missing data or data involving small numbers

## 2007 Oklahoma District Report Card with API Index



### Union Public Schools

| API - 1329     | Mathematics<br>API | Reading<br>API | %<br>Students<br>Tested | Total<br>API |
|----------------|--------------------|----------------|-------------------------|--------------|
| Reg. Education | 1364               | 1360           | 99.5                    | 1329         |
| ELL            | 1016               | 879 SH         | 99.5                    | 998          |
| IEP            | 920 SH             | 682 SH         | 98.4                    | 878          |
| All Students   | 1265               | 1220           | 99.4                    | 1233         |
| Male           | 1286               | 1176           | 99.2                    | 1224         |
| Female         | 1244               | 1265           | 99.7                    | 1243         |
| Black          | 956                | 928            | 99.2                    | 993          |
| Amer. Indian   | 1257               | 1181           | 98.9                    | 1215         |
| Hispanic       | 982                | 836 SH         | 99.2                    | 967          |
| Asian          | 1417               | 1312           | 100.0                   | 1331         |
| White          | 1395               | 1382           | 99.6                    | 1350         |
| Other          | 1136               | 1027           | 95.8                    | 1102         |
| Econ. Disadv.  | 1034               | 944            | 99.0                    | 1031         |
| Migrant        | ****               | ****           | ****                    | ****         |

Attendance Rate 94.4%

Graduation Rate 87.4%

Did our school/district make Adequate Yearly Progress? YES

Is our school/district designated a School Improvement  
School or District? NO

### Andersen Elementary School

| API - 1401     | Mathematics<br>API | Reading<br>API | %<br>Students<br>Tested | Total<br>API |
|----------------|--------------------|----------------|-------------------------|--------------|
| Reg. Education | 1406               | 1439           | 100.0                   | 1401         |
| ELL            | ****               | ****           | ****                    | 1071         |
| IEP            | ****               | ****           | ****                    | 892          |
| All Students   | 1336               | 1341           | 99.8                    | 1326         |
| Male           | 1380               | 1266           | 99.6                    | 1312         |
| Female         | 1287               | 1417           | 100.0                   | 1338         |
| Black          | ****               | ****           | ****                    | ****         |
| Amer. Indian   | ****               | ****           | ****                    | 1256         |
| Hispanic       | ****               | ****           | ****                    | 1071         |
| Asian          | ****               | ****           | ****                    | ****         |
| White          | 1387               | 1447           | 99.7                    | 1397         |
| Other          | ****               | ****           | ****                    | ****         |
| Econ. Disadv.  | ****               | ****           | ****                    | 980          |
| Migrant        | ****               | ****           | ****                    | ****         |

Attendance Rate 95.8%

Did our school/district make Adequate Yearly Progress? YES

Is our school/district designated a School Improvement  
School or District? NO



# 2007 Oklahoma District Report Card with API Index



## Boevers Elementary School

| API - 1403     | Mathematics<br>API | Reading<br>API | %<br>Students<br>Tested | Total<br>API |
|----------------|--------------------|----------------|-------------------------|--------------|
| Reg. Education | 1390               | 1471           | 100.0                   | 1403         |
| ELL            | ****               | ****           | ****                    | 1133         |
| IEP            | ****               | ****           | ****                    | 994          |
| All Students   | 1291               | 1299           | 100.0                   | 1281         |
| Male           | 1388               | 1346           | 100.0                   | 1346         |
| Female         | 1193               | 1253           | 100.0                   | 1216         |
| Black          | ****               | ****           | ****                    | 1134         |
| Amer. Indian   | ****               | ****           | ****                    | 1346         |
| Hispanic       | ****               | ****           | ****                    | 1084         |
| Asian          | ****               | ****           | ****                    | ****         |
| White          | 1416               | 1443           | 100.0                   | 1403         |
| Other          | ****               | ****           | ****                    | ****         |
| Econ. Disadv.  | 1141               | 1192           | 100.0                   | 1166         |
| Migrant        | ****               | ****           | ****                    | ****         |

Attendance Rate 95.3%

Did our school/district make Adequate Yearly Progress? YES

Is our school/district designated a School Improvement  
School or District? NO

## Clark Elementary School

| API - 1304     | Mathematics<br>API | Reading<br>API | %<br>Students<br>Tested | Total<br>API |
|----------------|--------------------|----------------|-------------------------|--------------|
| Reg. Education | 1208               | 1444           | 100.0                   | 1304         |
| ELL            | 807 SH             | 878 SH         | 100.0                   | 870          |
| IEP            | ****               | ****           | ****                    | 708          |
| All Students   | 932                | 1101           | 100.0                   | 1025         |
| Male           | 1047               | 992            | 100.0                   | 1028         |
| Female         | 778 SH             | 1248           | 100.0                   | 1023         |
| Black          | ****               | ****           | ****                    | 871          |
| Amer. Indian   | ****               | ****           | ****                    | 1144         |
| Hispanic       | 790 SH             | 887 SH         | 100.0                   | 865          |
| Asian          | ****               | ****           | ****                    | ****         |
| White          | ****               | ****           | ****                    | 1423         |
| Other          | ****               | ****           | ****                    | ****         |
| Econ. Disadv.  | 885 SH             | 1065           | 100.0                   | 988          |
| Migrant        | ****               | ****           | ****                    | ****         |

Attendance Rate 94.9%

Did our school/district make Adequate Yearly Progress? YES

Is our school/district designated a School Improvement  
School or District? NO

## Briarglen Elementary School

| API - 1246     | Mathematics<br>API | Reading<br>API | %<br>Students<br>Tested | Total<br>API |
|----------------|--------------------|----------------|-------------------------|--------------|
| Reg. Education | 1095               | 1434           | 100.0                   | 1246         |
| ELL            | 857                | 965            | 100.0                   | 928          |
| IEP            | ****               | ****           | ****                    | 748          |
| All Students   | 940                | 1148           | 100.0                   | 1048         |
| Male           | 1062               | 1263           | 100.0                   | 1155         |
| Female         | 811                | 1032           | 100.0                   | 937          |
| Black          | ****               | ****           | ****                    | 564          |
| Amer. Indian   | ****               | ****           | ****                    | 1175         |
| Hispanic       | 813                | 954            | 100.0                   | 903          |
| Asian          | ****               | ****           | ****                    | ****         |
| White          | 1246               | 1452           | 100.0                   | 1323         |
| Other          | ****               | ****           | ****                    | ****         |
| Econ. Disadv.  | 869                | 1095           | 100.0                   | 992          |
| Migrant        | ****               | ****           | ****                    | ****         |

Attendance Rate 94.7%

Did our school/district make Adequate Yearly Progress? NO

Is our school/district designated a School Improvement  
School or District? NO

## Cedar Ridge Elementary School

| API - 1486     | Mathematics<br>API | Reading<br>API | %<br>Students<br>Tested | Total<br>API |
|----------------|--------------------|----------------|-------------------------|--------------|
| Reg. Education | 1501               | 1522           | 100.0                   | 1486         |
| ELL            | ****               | ****           | ****                    | ****         |
| IEP            | ****               | ****           | ****                    | 1338         |
| All Students   | 1477               | 1508           | 99.1                    | 1469         |
| Male           | 1461               | 1469           | 99.1                    | 1445         |
| Female         | 1493               | 1544           | 99.1                    | 1494         |
| Black          | ****               | ****           | ****                    | ****         |
| Amer. Indian   | ****               | ****           | ****                    | 1464         |
| Hispanic       | ****               | ****           | ****                    | ****         |
| Asian          | ****               | ****           | ****                    | ****         |
| White          | 1455               | 1508           | 99.4                    | 1459         |
| Other          | ****               | ****           | ****                    | ****         |
| Econ. Disadv.  | ****               | ****           | ****                    | 1500         |
| Migrant        | ****               | ****           | ****                    | ****         |

Attendance Rate 96.2%

Did our school/district make Adequate Yearly Progress? YES

Is our school/district designated a School Improvement  
School or District? NO

## Darnaby Elementary School

| API - 1499     | Mathematics<br>API | Reading<br>API | %<br>Students<br>Tested | Total<br>API |
|----------------|--------------------|----------------|-------------------------|--------------|
| Reg. Education | 1526               | 1547           | 100.0                   | 1499         |
| ELL            | ****               | ****           | ****                    | ****         |
| IEP            | ****               | ****           | ****                    | 1168         |
| All Students   | 1468               | 1470           | 100.0                   | 1439         |
| Male           | 1474               | 1491           | 100.0                   | 1451         |
| Female         | 1463               | 1441           | 100.0                   | 1424         |
| Black          | ****               | ****           | ****                    | ****         |
| Amer. Indian   | ****               | ****           | ****                    | ****         |
| Hispanic       | ****               | ****           | ****                    | ****         |
| Asian          | ****               | ****           | ****                    | ****         |
| White          | 1507               | 1509           | 100.0                   | 1474         |
| Other          | ****               | ****           | ****                    | ****         |
| Econ. Disadv.  | ****               | ****           | ****                    | 1366         |
| Migrant        | ****               | ****           | ****                    | ****         |

Attendance Rate 95.4%

Did our school/district make Adequate Yearly Progress? YES

Is our school/district designated a School Improvement  
School or District? NO



# 2007 Oklahoma District Report Card with API Index



## Grove Elementary School

| API - 1185     | Mathematics<br>API | Reading<br>API | %<br>Students<br>Tested | Total<br>API |
|----------------|--------------------|----------------|-------------------------|--------------|
| Reg. Education | 1135               | 1247           | 100.0                   | 1185         |
| ELL            | ****               | ****           | 100.0                   | 883          |
| IEP            | ****               | ****           | ****                    | 773          |
| All Students   | 1032               | 1091           | 100.0                   | 1068         |
| Male           | 1102               | 1035           | 100.0                   | 1074         |
| Female         | 920 SH             | 1169           | 100.0                   | 1054         |
| Black          | ****               | ****           | 100.0                   | 844          |
| Amer. Indian   | ****               | ****           | ****                    | 1129         |
| Hispanic       | ****               | ****           | 100.0                   | 915          |
| Asian          | ****               | ****           | ****                    | ****         |
| White          | 1189               | 1371           | 100.0                   | 1266         |
| Other          | ****               | ****           | ****                    | ****         |
| Econ. Disadv.  | 890 SH             | 871 SH         | 100.0                   | 906          |
| Migrant        | ****               | ****           | ****                    | ****         |

Attendance Rate 95.1%

Did our school/district make Adequate Yearly Progress? YES

Is our school/district designated a School Improvement  
School or District? NO

## Moore Elementary School

| API - 1497     | Mathematics<br>API | Reading<br>API | %<br>Students<br>Tested | Total<br>API |
|----------------|--------------------|----------------|-------------------------|--------------|
| Reg. Education | 1493               | 1547           | 100.0                   | 1497         |
| ELL            | ****               | ****           | ****                    | ****         |
| IEP            | ****               | ****           | ****                    | 1005         |
| All Students   | 1454               | 1487           | 100.0                   | 1453         |
| Male           | 1446               | 1449           | 100.0                   | 1431         |
| Female         | 1469               | 1527           | 100.0                   | 1477         |
| Black          | ****               | ****           | ****                    | ****         |
| Amer. Indian   | ****               | ****           | ****                    | 1500         |
| Hispanic       | ****               | ****           | ****                    | ****         |
| Asian          | ****               | ****           | ****                    | 1343         |
| White          | 1485               | 1534           | 100.0                   | 1488         |
| Other          | ****               | ****           | ****                    | ****         |
| Econ. Disadv.  | ****               | ****           | ****                    | ****         |
| Migrant        | ****               | ****           | ****                    | ****         |

Attendance Rate 96.4%

Did our school/district make Adequate Yearly Progress? YES

Is our school/district designated a School Improvement  
School or District? NO

## Jarman Elementary School

| API - 1391     | Mathematics<br>API | Reading<br>API | %<br>Students<br>Tested | Total<br>API |
|----------------|--------------------|----------------|-------------------------|--------------|
| Reg. Education | 1396               | 1444           | 100.0                   | 1391         |
| ELL            | ****               | ****           | ****                    | ****         |
| IEP            | ****               | ****           | ****                    | 404          |
| All Students   | 1234               | 1287           | 100.0                   | 1247         |
| Male           | 1233               | 1212           | 100.0                   | 1213         |
| Female         | 1236               | 1346           | 100.0                   | 1275         |
| Black          | ****               | ****           | ****                    | ****         |
| Amer. Indian   | ****               | ****           | ****                    | 1229         |
| Hispanic       | ****               | ****           | ****                    | ****         |
| Asian          | ****               | ****           | ****                    | ****         |
| White          | 1346               | 1417           | 100.0                   | 1356         |
| Other          | ****               | ****           | ****                    | ****         |
| Econ. Disadv.  | ****               | ****           | ****                    | 1046         |
| Migrant        | ****               | ****           | ****                    | ****         |

Attendance Rate 95.1%

Did our school/district make Adequate Yearly Progress? YES

Is our school/district designated a School Improvement  
School or District? NO

## McAuliffe Elementary School

| API - 1243     | Mathematics<br>API | Reading<br>API | %<br>Students<br>Tested | Total<br>API |
|----------------|--------------------|----------------|-------------------------|--------------|
| Reg. Education | 1211               | 1312           | 100.0                   | 1243         |
| ELL            | ****               | ****           | ****                    | 825          |
| IEP            | ****               | ****           | ****                    | 976          |
| All Students   | 1168               | 1173           | 99.6                    | 1161         |
| Male           | 1122               | 1094           | 99.2                    | 1106         |
| Female         | 1218               | 1265           | 100.0                   | 1226         |
| Black          | ****               | ****           | ****                    | 848          |
| Amer. Indian   | ****               | ****           | ****                    | 1199         |
| Hispanic       | ****               | ****           | ****                    | 1080         |
| Asian          | ****               | ****           | ****                    | 1259         |
| White          | 1238               | 1233           | 100.0                   | 1220         |
| Other          | ****               | ****           | ****                    | ****         |
| Econ. Disadv.  | 941                | 951            | 98.9                    | 960          |
| Migrant        | ****               | ****           | ****                    | ****         |

Attendance Rate 94.7%

Did our school/district make Adequate Yearly Progress? YES

Is our school/district designated a School Improvement  
School or District? NO

## Rosa Parks Elementary School

| API - 1154     | Mathematics<br>API | Reading<br>API | %<br>Students<br>Tested | Total<br>API |
|----------------|--------------------|----------------|-------------------------|--------------|
| Reg. Education | 1076               | 1242           | 100.0                   | 1154         |
| ELL            | ****               | ****           | 100.0                   | 636          |
| IEP            | ****               | ****           | ****                    | 831          |
| All Students   | 953                | 968            | 100.0                   | 976          |
| Male           | 1025               | 1065           | 100.0                   | 1051         |
| Female         | 868                | 859            | 100.0                   | 888          |
| Black          | ****               | ****           | 100.0                   | 942          |
| Amer. Indian   | ****               | ****           | ****                    | 1164         |
| Hispanic       | ****               | ****           | 100.0                   | 649          |
| Asian          | ****               | ****           | ****                    | ****         |
| White          | ****               | ****           | ****                    | 1203         |
| Other          | ****               | ****           | ****                    | ****         |
| Econ. Disadv.  | 771                | 814            | 100.0                   | 824          |
| Migrant        | ****               | ****           | ****                    | ****         |

Attendance Rate 94.9%

Did our school/district make Adequate Yearly Progress? NO

Is our school/district designated a School Improvement  
School or District? NO



# 2007 Oklahoma District Report Card with API Index

## Peters Elementary School

| API - 1462     | Mathematics<br>API | Reading<br>API | %<br>Students<br>Tested | Total<br>API |
|----------------|--------------------|----------------|-------------------------|--------------|
| Reg. Education | 1451               | 1542           | 100.0                   | 1462         |
| ELL            | ****               | ****           | ****                    | ****         |
| IEP            | ****               | ****           | ****                    | 1150         |
| All Students   | 1428               | 1489           | 100.0                   | 1428         |
| Male           | 1454               | 1444           | 100.0                   | 1420         |
| Female         | 1400               | 1536           | 100.0                   | 1437         |
| Black          | ****               | ****           | ****                    | ****         |
| Amer. Indian   | ****               | ****           | ****                    | 1476         |
| Hispanic       | ****               | ****           | ****                    | ****         |
| Asian          | ****               | ****           | ****                    | ****         |
| White          | 1461               | 1528           | 100.0                   | 1461         |
| Other          | ****               | ****           | ****                    | ****         |
| Econ. Disadv.  | ****               | ****           | 100.0                   | 1330         |
| Migrant        | ****               | ****           | ****                    | ****         |

Attendance Rate 95.3%

Did our school/district make Adequate Yearly Progress? YES

Is our school/district designated a School Improvement  
School or District? NO



## Intermediate High School

| API - 1300     | Mathematics<br>API | Reading<br>API | %<br>Students<br>Tested | Total<br>API |
|----------------|--------------------|----------------|-------------------------|--------------|
| Reg. Education | 1386               | 1261           | 99.1                    | 1300         |
| ELL            | 1026               | 386            | 98.1                    | 841          |
| IEP            | ****               | 495 SH         | ****                    | 864          |
| All Students   | 1343               | 1146           | 99.2                    | 1237         |
| Male           | 1345               | 1113           | 99.2                    | 1223         |
| Female         | 1343               | 1187           | 99.1                    | 1255         |
| Black          | 1207               | 742 SH         | 99.1                    | 1034         |
| Amer. Indian   | 1300               | 946            | 99.1                    | 1147         |
| Hispanic       | 1161               | 720 SH         | 99.6                    | 1007         |
| Asian          | 1457               | 1152           | 100.0                   | 1279         |
| White          | 1415               | 1337           | 99.0                    | 1340         |
| Other          | ****               | ****           | ****                    | ****         |
| Econ. Disadv.  | 1190               | 803 SH         | 98.6                    | 1043         |
| Migrant        | ****               | ****           | ****                    | ****         |

Attendance Rate 93.0%

Graduation Rate 87.4%

Did our school/district make Adequate Yearly Progress? NO

Is our school/district designated a School Improvement  
School or District? YES

## Sixth/Seventh Grade Center

| API - 1332     | Mathematics<br>API | Reading<br>API | %<br>Students<br>Tested | Total<br>API |
|----------------|--------------------|----------------|-------------------------|--------------|
| Reg. Education | 1381               | 1353           | ****                    | 1332         |
| ELL            | 1156               | 1011           | ****                    | 1077         |
| IEP            | 952                | 778 SH         | 97.6                    | 879          |
| All Students   | 1304               | 1242           | 99.3                    | 1247         |
| Male           | 1317               | 1207           | 99.0                    | 1237         |
| Female         | 1290               | 1279           | 99.5                    | 1257         |
| Black          | 1077               | 1072           | ****                    | 1069         |
| Amer. Indian   | 1289               | 1172           | ****                    | 1208         |
| Hispanic       | 1076               | 963            | 98.6                    | 1019         |
| Asian          | 1418               | 1341           | ****                    | 1343         |
| White          | 1401               | 1363           | 99.6                    | 1345         |
| Other          | ****               | ****           | 98.9                    | 1061         |
| Econ. Disadv.  | 1142               | 1050           | 98.4                    | 1088         |
| Migrant        | ****               | ****           | ****                    | ****         |

Attendance Rate 94.1%

Did our school/district make Adequate Yearly Progress? YES

Is our school/district designated a School Improvement  
School or District? NO

## Eighth Grade Center

| API - 1279     | Mathematics<br>API | Reading<br>API | %<br>Students<br>Tested | Total<br>API |
|----------------|--------------------|----------------|-------------------------|--------------|
| Reg. Education | 1339               | 1279           | 99.7                    | 1279         |
| ELL            | 877 SH             | 390 SH         | 100.0                   | 670          |
| IEP            | 691 SH             | 339 SH         | 96.9                    | 558          |
| All Students   | 1224               | 1099           | 99.4                    | 1146         |
| Male           | 1256               | 1009           | 99.0                    | 1120         |
| Female         | 1196               | 1182           | 99.9                    | 1171         |
| Black          | 863 SH             | 784 SH         | 99.2                    | 842          |
| Amer. Indian   | 1182               | 1067           | 99.0                    | 1113         |
| Hispanic       | 915 SH             | 447            | 100.0                   | 712          |
| Asian          | ****               | ****           | 100.0                   | 1395         |
| White          | 1379               | 1306           | 99.5                    | 1309         |
| Other          | ****               | ****           | ****                    | ****         |
| Econ. Disadv.  | 976                | 554            | 99.2                    | 788          |
| Migrant        | ****               | ****           | ****                    | ****         |

Attendance Rate 94.1%

Did our school/district make Adequate Yearly Progress? NO

Is our school/district designated a School Improvement  
School or District? NO

## High School

| API - 1276     | Mathematics<br>API | Reading<br>API | %<br>Students<br>Tested | Total<br>API |
|----------------|--------------------|----------------|-------------------------|--------------|
| Reg. Education | 1368               | 1260           | ****                    | 1276         |
| ELL            | ****               | ****           | ****                    | ****         |
| IEP            | ****               | ****           | ****                    | ****         |
| All Students   | 1308               | 1154           | ****                    | 1209         |
| Male           | ****               | ****           | ****                    | ****         |
| Female         | ****               | ****           | ****                    | ****         |
| Black          | ****               | ****           | ****                    | ****         |
| Amer. Indian   | ****               | ****           | ****                    | ****         |
| Hispanic       | ****               | ****           | ****                    | ****         |
| Asian          | ****               | ****           | ****                    | ****         |
| White          | ****               | ****           | ****                    | ****         |
| Other          | ****               | ****           | ****                    | ****         |
| Econ. Disadv.  | ****               | ****           | ****                    | ****         |
| Migrant        | ****               | ****           | ****                    | ****         |

Attendance Rate 93.0%

Graduation 91.5%

Did our school/district make Adequate Yearly Progress? YES

Is our school/district designated a School Improvement  
School or District? NO



## Our History

The Union Schools Education Foundation was organized in 1991 by Union district patrons and administrators who were dedicated to making investments in education, and thereby, enhancing the quality of life in our community and state.

The Foundation is a broadly based, non-profit corporation and is exclusively educational and charitable. Separate and apart from Union Public Schools, the Foundation maintains its own integrity while working closely with the school district. Tax-exempt donations from individuals, corporations and foundations are used solely for the benefit of our students and teachers.

## Our Mission

*The Union Schools Education Foundation will generate funds for innovative teaching projects to reward and reinforce excellence throughout the district.*

Union Public Schools depends on public funding for basic district operations. Implementation of many innovative programs and ideas requires private resource acquisition. The Foundation is instrumental in helping provide access to education excellence through funding of creative programs as well as recognition of student potential through scholarships.

Support of the Foundation is an investment in our future and will help ensure continued advancement of Union's superb educational curriculum.

## Our Contributors

Members of the Union Schools Education Foundation, Inc., Board of Trustees wish to acknowledge the following individuals, organizations and businesses who have so generously given to the Foundation:

Admiral Express, Inc., John & Terry Almon,  
American Fidelity Assurance Co.,

## Union Schools Education Foundation 2006-2007 Annual Report



Arkansas Valley State Bank, Arvest Bank,  
Bank of Oklahoma, Bravo, Simon & Sabina,  
Deborah & Tom Broughan,  
Jerry & Valda Buchanan, Dr. Cathy Burden,  
Cedar Ridge Elementary PTA,  
Michael & Tammie Chase,  
S. D. Clark, Class of 2006-2007,  
Cox Radio, Daniel & Linda Coyle,  
Crews Family Trust, Aric & Shannon Davenport,  
Kevin & Mary Donovan, Alisa Douglas,  
Flintco, Inc., Laurie Gnad,  
Ronald & Carolyn Gordon,  
Stephen Greubel & Linda Van Arkel-Greubel,  
Brad & Trina Griffin, Barbara Gustine,  
P. A. Holland, June Holmes,  
Jarman Elementary, Jarman PTA,  
Bobby & Kamelle Jones,  
MarciaLee Ledbetter, M.D.,  
Robert & Debra Lee,  
Robert & Marsha Mathis,  
Shane, Janyt & Chris May, Michael & Noel Mazzei,  
Dr. Gray & Sarah McBryde,  
MidFirst Bank, Michael Mitrik,  
Louis & Karen Mulkey, Krista Pettersen,  
Charles & Patti Pitcock, Steve Pittman,  
Daniel & Barri Plunket, Gordon & Colene Polly,  
PSA-Dewberry, Bill Ray,  
Red Crown Federal Credit Union,  
Riggs, Abney, Neal, Turpen, Orbison & Lewis,  
Michael & Marla Royer, Ronald Saizow,  
Lane & Leanne Simmons,  
Timothy & Dorothy Simmons, Sparks,  
George & Bonnie Taubel III/Oklahoma Energy Systems,  
Mark & Kendra Thompson,  
The Travel Group, Tulsa Community Foundation,  
Tulsa Teachers Credit Union,  
R. W. & Diane Tupper/QuikTrip,  
Union Intermediate High School PTSA,  
Union Public Schools, Valor Telecom,  
Western Sun Federal Credit Union,  
Williams Companies, Inc., Williams Foundation,  
Roger & Barbara Williams, Robert & Dorothy Wortmann



# **Union Schools Education Foundation - Statement of Activities - June 30, 2007**

| <u>Year Ending June 30, 2007</u>  | <u>Unrestricted:<br/>Available<br/>for Program<br/>Expenditures</u> | <u>Unrestricted:<br/>Board<br/>Designated<br/>Endowment</u> | <u>Total<br/>Unrestricted</u> | <u>Temporarily<br/>Restricted</u> | <u>Permanently<br/>Restricted</u> | <u>Total</u> |
|---|---|---|-------------------------------|-----------------------------------|-----------------------------------|--------------|
| <b>Support and Revenue:</b>   |   |   |                               |                                   |                                   |              |
| Special Events  | \$ 71,522   |   | \$ 71,522                     |                                   |                                   | \$ 71,522    |
| Unrealized Gains on<br>Investments  | 60,535  |   | 60,535                        |                                   |                                   | 60,535       |
| Public Contributions  | 37,842  |   | 37,842                        | \$ 387                            |                                   | 38,229       |
| Interest & Dividend Income  | 16,592  |   | 16,592                        | 1,582                             |                                   | 18,174       |
| Gain on Sales of Investments  | 13,984  |   | 13,984                        |                                   |                                   | 13,984       |
| Miscellaneous   | 1,030   |   | 1,030                         |                                   |                                   | 1,030        |
| Net Assets Released from Restrictions:<br>Satisfaction of Program<br>Restrictions | 6,451   |   | 6,451                         | 25,693                            | \$ (32,144)                       |              |
| Total Support and Revenue:  | 207,956   |   | 207,956                       | 27,662                            | (32,144)                          | 203,474      |
| <b>Expenses:</b>  |   |   |                               |                                   |                                   |              |
| <b>Program Expenses:</b>  |   |   |                               |                                   |                                   |              |
| Grants to Teachers  | 30,040  |   | 30,040                        |                                   |                                   | 30,040       |
| Grants to D-FY and Others   | 9,500   |   | 9,500                         |                                   |                                   | 9,500        |
| Scholarships  | 750   |   | 750                           |                                   |                                   | 750          |
| Total Program Expenses  | 40,290  |   | 40,290                        |                                   |                                   | 40,290       |
| <b>Operating Expenses:</b>  |   |   |                               |                                   |                                   |              |
| Special Events  | 21,940  |   | 21,940                        |                                   |                                   | 21,940       |
| General & Administrative  | 9,787   |   | 9,787                         |                                   |                                   | 9,787        |
| Total Operating Expenses  | 31,727  |   | 31,727                        |                                   |                                   | 31,727       |
| Total Expenses  | 72,017  |   | 72,017                        |                                   |                                   | 72,017       |
| Change in Net Assets  | 135,939   |   | 135,939                       | 27,662                            | (32,144)                          | 131,457      |
| Transfer to Board Designated<br>Endowment   | (101,954)   | \$ 101,954  |                               |                                   |                                   |              |
| Net Assets, Beginning of Year   | 17,004  | 994,592   | 1,011,596                     | 4,700                             | 32,144                            | 1,048,440    |
| Net Assets, End of Year   | \$ 50,989   | \$ 1,096,546  | \$ 1,147,535                  | \$ 32,362                         | \$ --                             | \$ 1,179,897 |

## **Financial Position - June 30, 2007**

### **Assets**

#### Current Assets:

|                                      |              |
|--------------------------------------|--------------|
| Cash and cash equivalents            | \$ 86,403    |
| Accounts receivable                  | 387          |
| Pledges receivable, current portion  | 75,000       |
| Total current assets                 | 161,790      |
| Investments in marketable securities | 662,843      |
| Pledges receivable                   | 355,764      |
| Total assets                         | \$ 1,180,397 |

### **Liabilities & Net Assets**

#### Current Liabilities:

|                      |        |
|----------------------|--------|
| Scholarships payable | \$ 500 |
| Total liabilities    | 500    |

#### Net assets:

|                                    |              |
|------------------------------------|--------------|
| <b>Unrestricted:</b>               |              |
| Board designated endowment         | 1,096,546    |
| Available for program expenditures | 50,989       |
| Unrestricted net assets, total     | 1,147,535    |
| Temporarily restricted             | 32,362       |
| Total net assets                   | 1,179,897    |
| Total liabilities and net assets   | \$ 1,180,397 |





## Promoting Excellence in Education

Each year the Union Schools Education Foundation Trustees continue to build a growing endowment from which to fund programs within the Union School District. During the 2006-2007 school year, the Foundation awarded 50 grants in the amount of \$30,540, the largest ever grant award. Through the grant process, new and innovative programs were added to the classrooms. Since 1991 the Foundation has awarded 601 such grants totaling over \$211,000. Trustees, along with school administrators, personally delivered the awards to each teacher. It is a very rewarding experience to see the students' pride in their teachers as they are given the grants.

Trustees are the backbone of this organization, devoting many hours of support to the Foundation. They not only provide their knowledge and expertise, but they generously serve as officers and committee members and volunteer for various fund-raising activities.

It takes the entire community - trustees, corporations, administrators, teachers, volunteers, students and parents working toward a common purpose. That purpose is to provide our district with the best tools to give exceptional opportunities to students in order that they may excel, and the result is a better future for us all.

Thank you for your continued support of the Union Schools Education Foundation!

*D. Patrick Coyle*

Sincerely,  
D. Patrick Coyle  
President



## 2006-2007 Trustees

### Officers

Gordon Polly, President  
Patrick Coyle, Pres. Elect  
Darcy Reents, Treasurer  
Sharon Forbes, Secretary  
Terry Almon, Past President

### Trustees

Lesa Clark, Linda Van Arkel-Greubel, Jane Holt, Kelly Monaghan, Kim Nichols, Debbie Powers, Georgia Steele, Ron Tupper, Lisa Willard, Donna Wooten, Kelly Ferguson, Teri Stall, Laura Bell, Debbie Lee, Don Beaulieu, John Doak, David Lamb, Beverly Laubach, Judi Meier

### Ex-Officio Trustees

Dr. Cathy Burden,  
Gretchen Haas-Bethell,  
Sarah McBryde,  
Courtney Elias,  
Scott McDaniel,  
Brad Hepner,  
Steve Pittman,  
Denise Thomas

## 2007-2008 Trustees

### Officers

Patrick Coyle, President  
Brent Carroll, Treasurer  
Sharon Forbes, Secretary  
Gordon Polly, Past President

### Trustees

Linda Van Arkel-Greubel, Jane Holt, Kelly Monaghan, Kim Nichols, Debbie Powers, Georgia Steele, Donna Wooten, Teri Stall, Laura Bell, Debbie Lee, John Doak, David Lamb, Beverly Laubach, Judi Meier, Bob Mathis, Brute Wolf, Lorri Kirsman

### Ex-Officio Trustees

Dr. Cathy Burden,  
Gretchen Haas-Bethell,  
Sarah McBryde,  
Courtney Elias,  
Scott McDaniel,  
Brad Hepner,  
Steve Pittman,  
Denise Thomas



## 2006-2007 Scholarship/Grant Recipients

The Union Schools Education Foundation announced the names of its 2006-2007 grant recipients. Fifty grants totaling \$30,539.67 were given to 51 different teachers and one parent at 15 of the district's 17 sites. The 50 classroom projects to be funded ranged from \$114.94 to the maximum amount of \$2,500. Foundation grant recipients and their projects include:

### Briarglen

Sam Loney, Music - World Drumming

### Cedar Ridge

Rachael Grigg, 1st Grade - Math Masters

### Clark

Angela Sanders, Media Specialist - Almanac Mania

### Darnaby

Veretta Christiansen, Kindergarten -

Primary Students Learning "Hands-On Literacy"

### Grove

Tiffany Bolding, 3rd Grade and Melissa Gamble, 4th Grade - Getting a Leg Up on Geometry

### Jarman

Elizabeth Guiver, PreKindergarten -

Connecting with Our Community;

Kristen Henness, Kindergarten -

Reading: What's the Big Idea?;

Sonya Neece, 3rd Grade - Journey to Japan;

Barbara Smith, 4th Grade -

Writing is at the "Center" of Learning!;

Sheri Tallman, 2nd Grade - Coming to America

### McAuliffe

Ann Gray, Art - Architecture in the Art Room;

Merry Lahti, 4th and 5th Grade -

Picturing Colonial Life;

Janet McCoy, Media Specialist - Felt Story Time Fun

### Moore

Brooke Kasbaum, Multiage - Connecting

Non-Fiction Text... "World" Above the Rest

### Rosa Parks

Cindy Burnett, Amber Failey and

Linda Montgomery, 2nd Grade - The "Write Way";

Becky Barrett, Reading Specialist -

Literature for Literacy;

Dena Chisholm, 5th Grade - Oklahoma is OK! and

Once Upon a Readers' Star;

Melanie Clouse, 4th Grade -

Kids Discover! and The Last Great Race;

Debbie Snider, Enrichment Specialist - History Alive! and Let's Build It! with K'Nex;



### Rosa Parks (Continued)

Amy Schwier, 5th Grade - Lexiconic Learners and Transparent Math

### Peters

Linda Barton, Special Education - Time to Rhyme  
6th & 7th Grade

Daphne Capps, Intervention Counselor -  
Power Source;

Deena Churchill, American History - History  
Department Speakers for Computers & DVDs;

Faith Dickie, English Language Learners - Reading  
Enhancement for Below-Grade-Level Readers;

Mike Fields, Special Education -  
Skill Booster & Language Bingo;

Adrienne Fore, Tad Clinger, Cappy Doerr and  
Tammy Ward, Science -

Interactive Game Show for the Classroom

Traci Gott, Media Specialist -

Exciting Science - Science Fair Collection

Jan Green, Language Arts - Looking at the Small Parts  
to See the Big Picture

Keri Kitchen, Special Education - Read Naturally

Margaret Lewis, Drama - Broadcasting

Penny Lodes, Science - Classification of Animals

Nicole Miranda, Science - Life Under A Microscope

Liz Nichol, Social Studies - Social Studies Atlases

Emily Turner, Science - Science Department

Melody Walker, Speech Pathologist -

Digital Camera for Special Education

### 8th Grade

Susan McMurchy, Earth Science -

Science Department Lab Supplies

### Intermediate

Laura Blakemore, Biology/AP Biology -

Introduction to DNA Research

Ken Brooking, Chemistry/Physics -

Power Supplies for All Electrical Lab Requirements

Jennifer Cole, Biology - The Microscopic Study of Life

Kathy Pursley, Biology - Incubator

### High School

Angela Beatie, Parent - Graduation Celebration

Christine Ford, Media Specialist - Banned Book Week

Christi Johnson; English, ELL, & Journalism - Photos

Enhance News Magazines

Sue Rankin, Math - Which Way to the Game?

### Districtwide

Becky Freeman, Elementary Curriculum Specialist -

Think About It! Strategies to Teach Comprehension

Danny Williams, Student Assistance Program

Coordinator - Drug-Free Youth (D-FY)





# Union Public Schools

8506 E. 61st Street - Tulsa, Oklahoma 74133-1926 - (918) 357-4321 - [www.unionps.org](http://www.unionps.org)

## 2006-2007 Administrators

Dr. Cathy Burden, Superintendent  
Debra Jacoby, Chief Financial Officer  
Jarod Mendenhall, Assistant Superintendent for Support Services  
Dr. Kirt Hartzler, Assistant Superintendent for Teaching & Learning  
Dr. Kathy Dodd, Executive Director of Elementary Education  
Charlie Bushyhead, Executive Director of Secondary Education  
Jackie White, Executive Director of Pupil Accounting/Grants  
Gretchen Haas-Bethell, Executive Director of Communications  
Lee Snodgrass, Executive Director of Technology  
Cynthia Solomon, Executive Director of Human Resources  
Steve Dunlap, Director of Athletics  
Ed Tackett, Director of Fine Arts  
Dr. Bonnie Johnson, Director of Special Education  
Terry Wright, Director of Child Nutrition  
David Young, Director of Purchasing  
Gary Greenhill, Director of Transportation  
Michelle Bergwall, Director of Construction Management  
Chuck Chapman, Director of Maintenance Services  
Hassan Yekzaman, Director of Facility Services

## 2006-2007 Principals

Dave Stauffer, High School  
John Chargois, Intermediate High School  
Richard Storm, Alternative School  
Tim Neller, Eighth Grade Center  
Steve Pittman, Sixth/Seventh Grade Center  
Larry Williams, Andersen Elementary  
Sherri Fair, Boevers Elementary  
Courtney Elias, Briarglen Elementary  
Ellen Crager, Cedar Ridge Elementary  
Theresa Kiger, Clark Elementary  
Tom Carson, Darnaby Elementary  
Angela Bauer, Grove Elementary  
Patti Pitcock, Jarman Elementary  
Kim Whiteley, McAuliffe Elementary  
Sandi Calvin, Moore Elementary  
Karen Vance, Rosa Parks Elementary  
Jennifer Randall, Peters Elementary