

TEXAS EDUCATION AGENCY

2017 Accountability Summary

BLAND H S (116915001) - BLAND ISD

Accountability Rating

Met Standard

Met Standards on

- Student Achievement
- Student Progress
- Closing Performance Gaps
- Postsecondary Readiness

Did Not Meet Standards on

- NONE

In 2017, to receive a Met Standard or Met Alternative Standard rating, districts and campuses must meet targets on three indexes: Index 1 or Index 2 and Index 3 and Index 4.

Distinction Designation



Academic Achievement in ELA/Reading

DISTINCTION EARNED

Academic Achievement in Mathematics

DISTINCTION EARNED

Academic Achievement in Science

DISTINCTION EARNED

Academic Achievement in Social Studies

DISTINCTION EARNED

Top 25 Percent Student Progress

DISTINCTION EARNED

Top 25 Percent Closing Performance Gaps

DISTINCTION EARNED

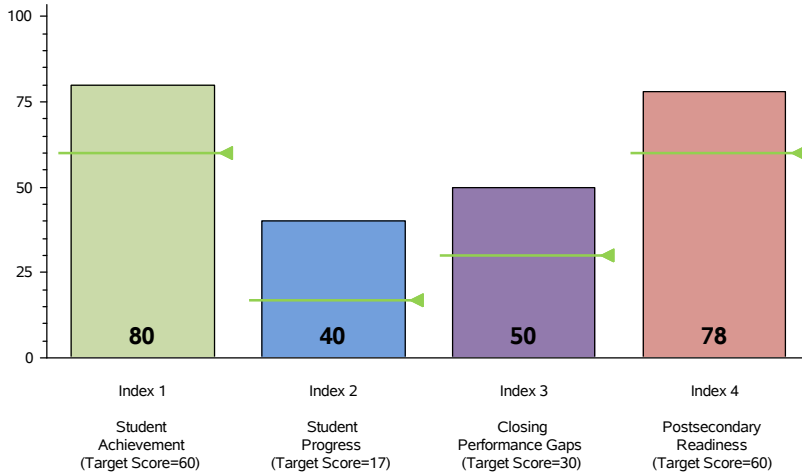
Postsecondary Readiness

DISTINCTION EARNED

Campus Demographics

Campus Type	High School
Campus Size	194 Students
Grade Span	09 - 12
Percent Economically Disadvantaged	46.4
Percent English Language Learners	3.6
Mobility Rate	17.2
Percent Served by Special Education	6.7
Percent Enrolled in an Early College High School Program	0.0

Performance Index Report



Performance Index Summary

Index	Points Earned	Maximum Points	Index Score
1 - Student Achievement	222	279	80
2 - Student Progress	239	600	40
3 - Closing Performance Gaps	398	800	50
4 - Postsecondary Readiness			
STAAR Score	15.3		
Graduation Rate Score	25.0		
Graduation Plan Score	20.7		
Postsecondary Component Score	17.4		78

System Safeguards

Number and Percentage of Indicators Met

Performance Rates	10 out of 10 = 100%
Participation Rates	7 out of 7 = 100%
Graduation Rates	1 out of 1 = 100%
Total	18 out of 18 = 100%

For further information about this report, please see the Performance Reporting website at <https://rptsvr1.tea.texas.gov/perfreport/account/2017/index.html>

TEXAS EDUCATION AGENCY

2017 Accountability Summary

BLAND MIDDLE (116915041) - BLAND ISD

Accountability Rating

Met Standard

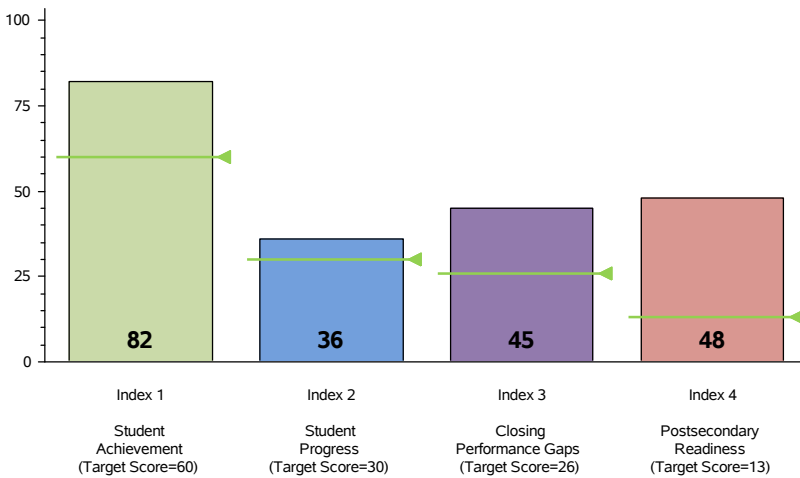
Met Standards on	Did Not Meet Standards on
<ul style="list-style-type: none"> - Student Achievement - Student Progress - Closing Performance Gaps - Postsecondary Readiness 	<ul style="list-style-type: none"> - NONE
In 2017, to receive a Met Standard or Met Alternative Standard rating, districts and campuses must meet targets on three indexes: Index 1 or Index 2 and Index 3 and Index 4.	

Distinction Designation



Academic Achievement in ELA/Reading	DISTINCTION EARNED
Academic Achievement in Mathematics	NO DISTINCTION EARNED
Academic Achievement in Science	NO DISTINCTION EARNED
Academic Achievement in Social Studies	NO DISTINCTION EARNED
Top 25 Percent Student Progress	NO DISTINCTION EARNED
Top 25 Percent Closing Performance Gaps	DISTINCTION EARNED
Postsecondary Readiness	DISTINCTION EARNED

Performance Index Report



Campus Demographics

Campus Type	Middle School
Campus Size	150 Students
Grade Span	06 - 08
Percent Economically Disadvantaged	56.7
Percent English Language Learners	11.3
Mobility Rate	16.6
Percent Served by Special Education	10.0
Percent Enrolled in an Early College High School Program	0.0

Performance Index Summary

Index	Points Earned	Maximum Points	Index Score
1 - Student Achievement	364	446	82
2 - Student Progress	364	1,000	36
3 - Closing Performance Gaps	812	1,800	45
4 - Postsecondary Readiness			
STAAR Score	47.7		
Graduation Rate Score	N/A		
Graduation Plan Score	N/A		
Postsecondary Component Score	N/A		48

System Safeguards

Number and Percentage of Indicators Met

Performance Rates	15 out of 18 = 83%
Participation Rates	8 out of 8 = 100%
Graduation Rates	N/A
Total	23 out of 26 = 88%

For further information about this report, please see the Performance Reporting website at <https://rptsvr1.tea.texas.gov/perfreport/account/2017/index.html>

TEXAS EDUCATION AGENCY 2017 Accountability Summary

BLAND EL (116915101) - BLAND ISD

Accountability Rating

Met Standard

Met Standards on

- Student Achievement
- Student Progress
- Closing Performance Gaps
- Postsecondary Readiness

Did Not Meet Standards on

- NONE

In 2017, to receive a Met Standard or Met Alternative Standard rating, districts and campuses must meet targets on three indexes: Index 1 or Index 2 and Index 3 and Index 4.

Distinction Designation



Academic Achievement in ELA/Reading

DISTINCTION EARNED

Academic Achievement in Mathematics

DISTINCTION EARNED

Academic Achievement in Science

DISTINCTION EARNED

Academic Achievement in Social Studies

NOT ELIGIBLE

Top 25 Percent Student Progress

DISTINCTION EARNED

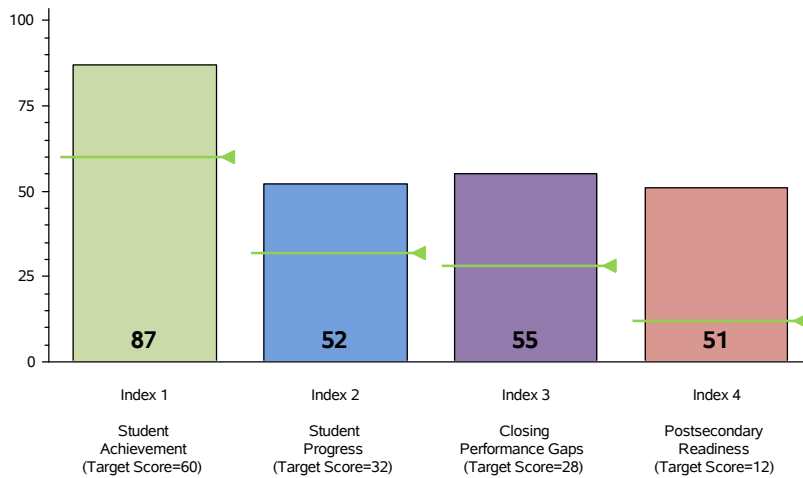
Top 25 Percent Closing Performance Gaps

DISTINCTION EARNED

Postsecondary Readiness

DISTINCTION EARNED

Performance Index Report



Performance Index Summary

Index	Points Earned	Maximum Points	Index Score
1 - Student Achievement	320	366	87
2 - Student Progress	412	800	52
3 - Closing Performance Gaps	657	1,200	55
4 - Postsecondary Readiness			
STAAR Score	51.3		
Graduation Rate Score	N/A		
Graduation Plan Score	N/A		
Postsecondary Component Score	N/A		51

Campus Demographics

Campus Type	Elementary
Campus Size	321 Students
Grade Span	EE - 05
Percent Economically Disadvantaged	59.8
Percent English Language Learners	22.1
Mobility Rate	18.0
Percent Served by Special Education	9.3
Percent Enrolled in an Early College High School Program	0.0

System Safeguards

Number and Percentage of Indicators Met

Performance Rates	14 out of 14 = 100%
Participation Rates	10 out of 10 = 100%
Graduation Rates	N/A
Total	24 out of 24 = 100%

For further information about this report, please see the Performance Reporting website at <https://rptsvr1.tea.texas.gov/perfreport/account/2017/index.html>