




Mr. Dugano's Classroom Newsletter

November 2nd – 6th

Here is the plan for this week!

see all homework on page 2



	SPELLING	SCIENCE	
Monday	 STUDENT CHOICE	<u>VIP Parent Pickup</u> VIP Students will complete an online assignment while Mr. Dugano organize and pass out supplies for the VIP students for VIP.	<u>Writing a Design Argument</u> Students will write a design argument to explain which solution is best to end Ergstown's blackout based on evidence.
Tuesday	 GO VOTE	No School 	
Wednesday	<u>Pink Book, page 28 - B</u> Students will identify the meaning for the spelling words.	<u>Energy in Ergstown (U1.C3.L1)</u> Drawing on prior knowledge, students will speculate about why Ergstown Hospital devices still work during the town's blackouts.	
Thursday	<u>Pink Book, page 29</u> Students identify & correct misspelled spelling words in a paragraph.	<u>Exploring Sources in the Sim</u> Students use the Energy Conversions Simulation to understand where the energy in an electrical system comes from.	
Friday	Spelling Test Students MUST know the spelling & meaning of their 20 spelling words.	<u>Synthesizing Ideas About Energy Sources</u> Students are introduced to criteria & solutions for reducing Ergstown's energy use.	

Weeks 8 & 9 Spelling Words

bolt
mold
toll
shadow
flow
mows
lower
blown
quote
mole
stone
stove
chose
sole
stole
goal
groan
load
roasting
woe

Chapter 2 - Science Vocabulary

convert, converter, solution, criteria, source

Reminders:

- 11/2 VIP Students will Return to School
- 11/3 NO SCHOOL – ELECTION DAY
- 11/5 Report Cards to Students
- VIP students should attend class on time, Monday – Friday, with their learning coach in proximity.
- Parents should check their child's grades on the Student Progress Center (see instructions below)

Teacher Contact: teddrickdugano@opsb.net Text me on BLOOMZ {TQ6H59}



My Homework for Mr. Dugano's Class

To do well in school, try your BEST to do your homework EACH night.

Monday, 11/2/20

- 1) Practice your spelling words

Tuesday, 10/27/20

- 2) Practice your spelling words

Wednesday, 10/28/20

- 3) Practice your spelling words
- 4) If you are not done or have not started, complete **page 39** in your science notebook.

Thursday, 10/29/20

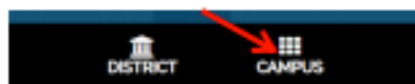
- 5) Practice your spelling words – your test is tomorrow 😬
- 6) Grab your science Vocabulary log. Write an example or a sentence for the word “**source**”. You may have already done this in class 😊

***Science** – review & study your Science Vocabulary Log each night!
You're welcome to use Quizlet to study
(look on Google Classroom)

STUDENT PROGRESS CENTER

Instructions to Set Up Access to & Check Student Grades

If you have a Student Progress Center account from last year, you **DO NOT** need to set up a **NEW ACCOUNT**.




- Go to www.opsb.net
- Click on Campus, Click on **LAKESHORE ELEMENTARY**.
- On the Lakeshore Elementary site, click on the **STUDENT PROGRESS CENTER** link.
- Click on **REGISTER NEW USER**.
- Enter the correct information in **ALL REQUIRED SECTIONS**. Your **PSN is the LAST 5 DIGITS** of your child's Social Security Number.
- Click **CONTINUE**.
- Create your personal Login and Password. You will be the only person with access to this information. **THE SCHOOL DOES NOT HAVE ACCESS TO YOUR LOGIN INFORMATION**.
- Carefully answer the two security questions.
- Click **COMPLETE**.



Instructions to **LINK ADDITIONAL STUDENTS** to Your STUDENT PROGRESS CENTER

1. Log into **Student Progress Center**.
2. Click **LINK STUDENTS** under Make Selection (top right-hand corner).
3. Enter **Last Name** of STUDENT.
4. Enter **First Name** of STUDENT.
5. Enter the **STUDENT'S** social security number.
6. Enter the **STUDENT'S BIRTHDATE**.
7. Click **SUBMIT**.
8. Continue until all students/siblings have been linked.



Using a Cell Phone

- Go to your phone's app store.
- Download the **OUACHITA PARISH SCHOOLS** app.
- Open the app and tap the icon that says **SCHOOLS**.
- Locate **LAKESHORE ELEMENTARY** and tap it.
- After getting to the **Lakeshore Elementary** site,
- Tap **STUDENT PROGRESS CENTER** and follow the steps listed above to set up the **STUDENT PROGRESS ACCOUNT**.

