

Pete the Cat

and the

Cool Caterpillar



NAME _____

Pete the Cat
and the
Cool Caterpillar

What Questions

1. What is Pete and his friends looking for?
☐ bugs ☐ eggs ☐ butterfly

2. What adventure is Pete the Cat going on?
☐ Bug hunt ☐ butterfly ☐ safari

3. What did Cattle find?
☐ ant ☐ spider ☐ ladybug

4. What did Sue find?
☐ ladybug ☐ spider ☐ ant

5. What did Mary find?
☐ ant ☐ ladybug ☐ spider

NAME _____

Pete the Cat
and the
Cool Caterpillar

SETTING
Where did the story take place?

Plot
What's the story?


NAME _____

Pete the Cat
and the
Cool Caterpillar

Plot
Summarize the story.

Pete the Cat






Pete the Cat

and the

Cool Caterpillar



ImpeccableSpeech
By: Jasmine Adams, B.S., SLP-A

Table of Contents

Vocabulary Journal	Pages 1-8	Irregular Tense Sort	Page 29
		Regular Tense Sort	Page 30
Story Map	Pages 9-11	Categories	Page 31
Story Retell	Page 12	Synonyms	Page 32
Retelling Props	Pages 13-14	Antonyms	Page 33
		Rhyming Words	Page 34
Story Scene	Pages 15-16	Main Idea and Supporting Details	Page 35
BME	Page 17	KWL	Page 36
Story Snapshot	Page 18	What Questions	Page 37
Describe	Page 19	Who Questions	Page 38
Character Trait	Pages 20-21	Where Questions	Page 39
Sequence	Pages 22-23	How Questions	Page 40
Retelling	Page 24	Why Questions	Page 41
Cause and Effect	Pages 25-26	Labeling	Pages 42-43
		Life Cycle	Pages 44-45
Problem and Solution	Page 27	Response Journal	Pages 46-52
		Coloring Page	Page 53
Noun and Verb Sort	Page 28	Headband Craft	Pages 54-55
		Articulation	56

Pete the Cat and the Cool Caterpillar

By: _____


Interactive
Vocabulary
Journal




Name: _____

Pete the Cat
and the
Cool Caterpillar

ImpeccableSpeech
By: Jasmine Adams, B.S., SLP-D



Cool Caterpillar



SAFARI

ANTHILL

TWIG


PUPA




Name: _____

Pete the Cat
and the
Cool Caterpillar

ImpeccableSpeech
By: Jasmine Adams, B.S., SLP-D



Cool Caterpillar



Larva

Insect

Butterfly

Caterpillar

watching or hunting animals

nest built by ants

a small branch off a tree

an insect in the middle stage of
its development


an insect after it hatches from
an egg

an insect with four large wings
that flies mostly in the daytime.

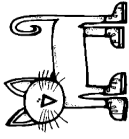
6 legged-middle stage of a
butterfly


a small animal that has six legs
and one or two pairs of wings.

Vocabulary Journal

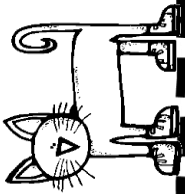


Handwriting practice lines for the word 'Ant hill'. The section contains five sets of three horizontal lines (top solid, middle dashed, bottom solid) for letter formation.


Ant hill 



Handwriting practice lines for the word 'Safari'. The section contains five sets of three horizontal lines (top solid, middle dashed, bottom solid) for letter formation.


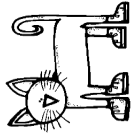
Safari! 

Vocabulary Journal



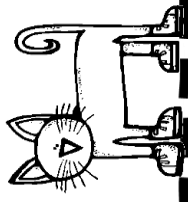
Handwriting practice lines for the word 'Pupa'. The section contains five sets of horizontal lines, each consisting of a solid top line, a dashed middle line, and a solid bottom line.

Pupa




Handwriting practice lines for the word 'Twig'. The section contains five sets of horizontal lines, each consisting of a solid top line, a dashed middle line, and a solid bottom line.


Twig




Vocabulary Journal




Handwriting practice lines for the Insect section, consisting of four sets of three horizontal lines (top solid, middle dashed, bottom solid).



Insect




Handwriting practice lines for the Butterfly section, consisting of four sets of three horizontal lines (top solid, middle dashed, bottom solid).

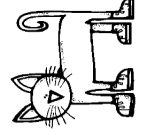


Butterfly


Vocabulary Journal



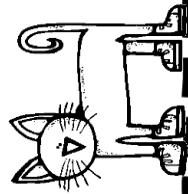
Handwriting practice lines for the word 'Caterpillar'. The section contains five sets of three horizontal lines (top solid, middle dashed, bottom solid) for letter formation.



Caterpillar



Handwriting practice lines for the word 'Larynx'. The section contains five sets of three horizontal lines (top solid, middle dashed, bottom solid) for letter formation.




Larynx

Story Map

Name: _____

Pete the Cat and the Cool Caterpillar

ImpeccableSpeech
By: Jasmine Adams, B.S., SLP-d



SETTING

Where did the story take place?


Characters

Who was in the story?

Story Map

Name: _____

Pete the Cat and the Cool Caterpillar




Setting



Characters



Problem



Solution




Story
Map

Name: _____

Pete the Cat
and the
Cool Caterpillar

ImpeccableSpeech
By: Jasmine Adams, B.S., SLP-d




First



Next



Then



Last








Name: _____

Story
Retelling

Pete the Cat
and the
Cool Caterpillar

ImpeccableSpeech
By: Jasmine Adams, B.S., SLP-d




Name: _____

Retelling
Props

Pete the Cat

and the
Cool Caterpillar

ImpeccableSpeech
By: Jasmine Adams, B.S., SLP-d






Name: _____






Retelling
Props

Pete the Cat

and the
Cool Caterpillar

ImpeccableSpeech
By: Jasmine Adams, B.S., SLP-d













Place each character in the picture scene.
Then, match each insect with what each character found.



ImpeccableSpeech
By: Jasmine Adams, B.S., SLP-A




Place each character in the picture scene.
Then, match each insect with what each character found.

Retelling


NAME: _____

Pete the Cat and the Cool Caterpillar


ImpeccableSpeech
By: Jasmine Adams, B.S., SLP-d




Cool Caterpillar




Beginning



Middle



End




Name: _____

Story
Snapshot


Pete the Cat

and the
Cool Caterpillar

ImpeccableSpeech
By: Jasmine Adams, B.S., SLP-d



Draw and Summarize the story.



Pete the Cat

Handwriting practice lines for summarizing the story.


Name: _____

Describe






Pete the Cat

and the
Cool Caterpillar

ImpeccableSpeech
By: Jasmine Adams, B.S., SLP-0



Describe each bug as mentioned in the story.




Name: _____

Character
Trait

Pete the Cat

and the
Cool Caterpillar

ImpeccableSpeech
By: Jasmine Adams, B.S., SLP-d




Name: _____

Character
Trait

Pete the Cat

and the
Cool Caterpillar

ImpeccableSpeech
By: Jasmine Adams, B.S., SLP-d



Cut out the words that describes Pete the Cat.
Glue words on the Character Trait Chart page.

happy

angry

curious

sad

mean

wise

kind

bossy

silly

brave

lazy

funny

loyal

loud

smart


Name: _____

Sequence

Pete the Cat

and the
Cool Caterpillar

ImpeccableSpeech
By: Jasmine Adams, B.S., SLP-D



FIRST



NEXT



THEN




LAST

NAME: _____

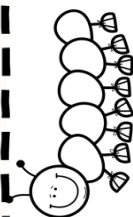
Sequence

Pete the Cat and the Cool Caterpillar

ImpeccableSpeech
By: Jasmine Adams, B.S., SLP-d



Cool Caterpillar



First

Second

Third

Fourth


Name: _____

Retell
the
story

ImpeccableSpeech
By: Jasmine Adams, B.S., SLP-d

Pete the Cat

and the
Cool Caterpillar



Main Character(s)



Setting

First

Next

Then


Last

Name: _____

Cause
&
Effect

Pete the Cat
and the
Cool Caterpillar

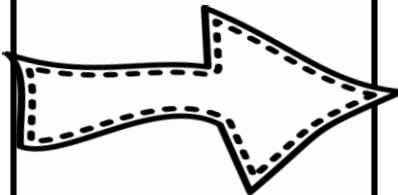
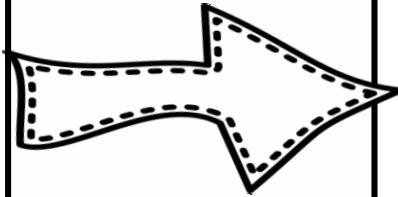
ImpeccableSpeech
By: Jasmine Adams, B.S., SLP-d



Cause

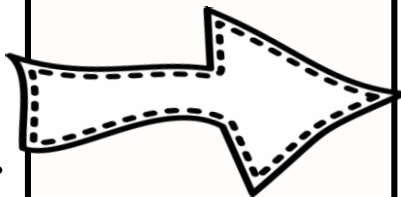
Effect

Pete and
Friends
went on a
safari.



The
caterpillar
was able to
breath in
the air.

The
caterpillar
hid in a pupa.




Name: _____

Cause
&
Effect

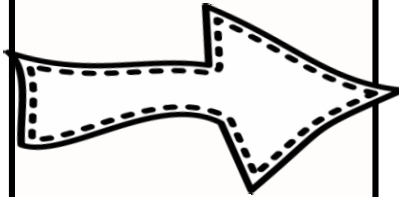
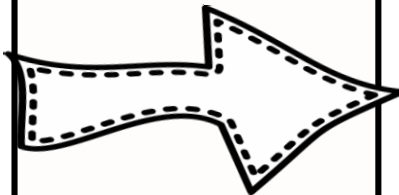
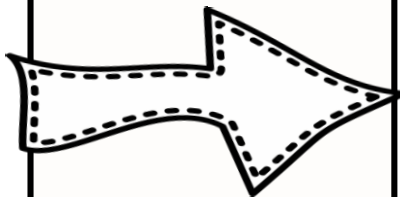
Pete the Cat
and the
Cool Caterpillar

ImpeccableSpeech
By: Jasmine Adams, B.S., SLP-D



Cause

Effect


A large empty rectangular box for writing the cause.A large empty rectangular box for writing the effect.A large empty rectangular box for writing the cause.A large empty rectangular box for writing the effect.A large empty rectangular box for writing the cause.A large empty rectangular box for writing the effect.

Problem
&
Solution

Name: _____

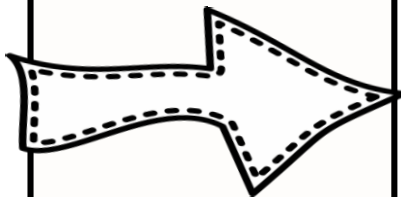


Pete the Cat
and the
Cool Caterpillar

ImpeccableSpeech
By: Jasmine Adams, B.S., SLP-D



Problem

Solution




Name: _____

Noun/Verb
Sort

Pete the Cat

and the
Cool Caterpillar

ImpeccableSpeech
By: Jasmine Adams, B.S., SLP-0



Noun

Verb

bug

flower
pot

Catch

spider

dig

wiggle

twig

Crawl

poke

anthill


Name: _____

Irregular
Tense

Pete the Cat

and the
Cool Caterpillar

ImpeccableSpeech
By: Jasmine Adams, B.S., SLP-01



Present Tense

become»»



flew

build»»



brought

eat»»



Past Tense


Name: _____

Regular
Tense


Pete the Cat

and the
Cool Caterpillar

ImpeccableSpeech
By: Jasmine Adams, B.S., SLP-D



Present	Past	Future
		will look
	rounded	
help		
crawl		
		will spot




Name: _____

Pete the Cat

and the

Cool Caterpillar

ImpeccableSpeech
By: Jasmine Adams, B.S., SLP-D



Insects	Not Insects

Spider	Ladybug	Snake	Dog	Bear
Caterpillar	Monkey	Platypus	Butterfly	Fly

Name: _____

Synonym


words that
means the same

Pete the Cat

and the

Cool Caterpillar

ImpeccableSpeech
By: Jasmine Adams, B.S., SLP-d



fast

shout

smart

under

alike

fix

listen

see


Name: _____

Antonym

Words with
different
meanings

Pete the Cat and the Cool Caterpillar

ImpeccableSpeech
By: Jasmine Adams, B.S., SLP-d



stop

go

big

off

hard

dirty

boy

weak

Name: _____


Rhyming
Words

Pete the Cat

and the

Cool Caterpillar

ImpeccableSpeech
By: Jasmine Adams, B.S., SLP-D



bug

nine

spot

eat

fly

holes

bus

run


Name: _____

Main Idea
Supporting
Detail.

Pete the Cat

and the
Cool Caterpillar

ImpeccableSpeech
By: Jasmine Adams, B.S., SLP-d



M a i n I d e a

Detail 1

Detail 2


Detail 3

Name: _____

KWL

Pete the Cat
and the
Cool Caterpillar

ImpeccableSpeech
By: Jasmine Adams, B.S., SLP-d



All About A Caterpillar

Know

Wonder

Learned

Name: _____



ImpeccableSpeech
By: Jasmine Adams, B.S., SLP-D

What
Questions

Pete the Cat

and the

Cool Caterpillar



What is Pete and his friends looking for?

a bugs

b eggs

c butterfly



What adventure is Pete the Cat going on?

a Bugs hunt

b butterfly

c safari




What did Callie find?

a ants

b spider

c ladybug



What did Gus find?

a ladybug

b spider

c ants



What did Marty find?

a ants

b ladybug

c spider

Name: _____


ImpeccableSpeech
By: Jasmine Adams, B.S., SLP-d

Who
Questions

Pete the Cat

and the

Cool Caterpillar



Who help Pete build a home for the caterpillar?

- a) Pete's parents b) Pete




Who put holes in the lid?

- a) Pete's mom b) Pete's dad



Who put the caterpillar in the jar?

- a) Pete's parents b) Pete



Who told the caterpillar goodnight?

- a) Pete's parents b) Pete



Who caught the caterpillar?

- a) Pete b) Pete's parents

Name: _____



ImpeccableSpeech
By: Jasmine Adams, B.S., SLP-D

Where
Questions

Pete the Cat

and the

Cool Caterpillar



Where did Callie find the ants?

(a) web

(b) anthill

(c) flowerpot



Where did Gus find the ladybug?

(a) flowerpot

(b) web

(c) mint patch




Where did Marty find the spider?

(a) mint
patch

(b) web

(c) anthill



Where did Pete find the caterpillar?

(a) Mint
patch

(b) anthill

(c) flowerpot



Where did Pete take the caterpillar?

(a) Callie's

(b) home

(c) safari

Name: _____


ImpeccableSpeech
By: Jasmine Adams, B.S., SLP-0

How
Questions

Pete the Cat

and the

Cool Caterpillar




How did the ant look?



How did spider look?



How did the caterpillar look?



How did the ladybug look?



How did the butterfly look?

Name: _____


ImpeccableSpeech
By: Jasmine Adams, B.S., SLP-D

why
Questions

Pete the Cat

and the

Cool Caterpillar




Why was Pete sad when he woke up?



Why did Pete's dad put holes in the lid?



Why did Pete put leaves in the jar?



Why did Pete put twigs in the jar?



Why did Pete let the butterfly go?

Name: _____






ImpeccableSpeech
By: Jasmine Adams, B.S., SLP-D

Label the
insects

Pete the Cat

and the

Cool Caterpillar



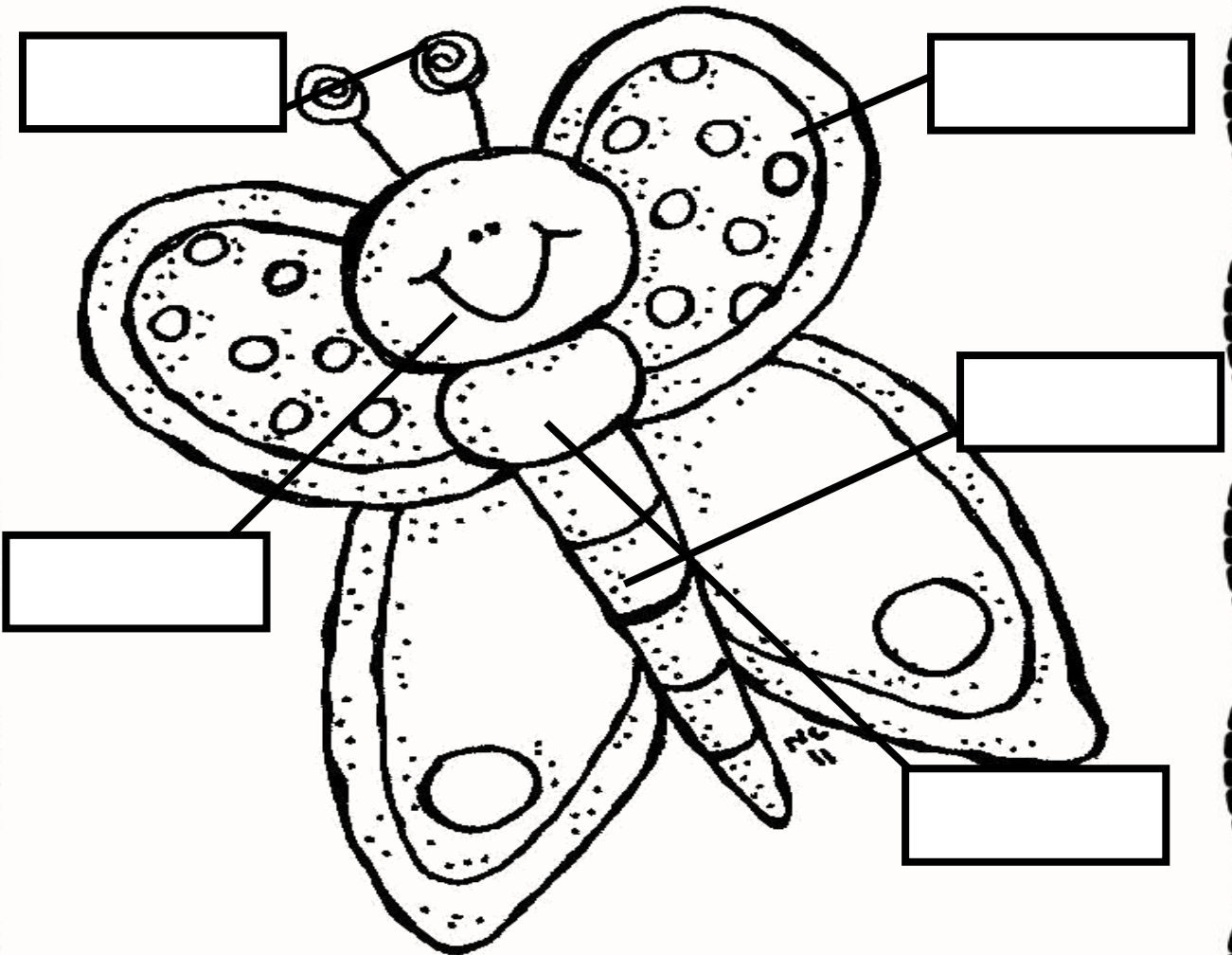

Name: _____

ImpeccableSpeech
By: Jasmine Adams, B.S., SLP-0

Label the
Butterfly

Pete the Cat

and the
Cool Caterpillar



Antenna

Head

Abdomen

Thorax

wing

Name: _____






ImpeccableSpeech
By: Jasmine Adams, B.S., SLP-D



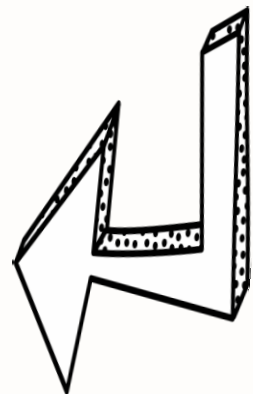



Pete the Cat

and the

Cool Caterpillar



caterpillar



Name: _____






ImpeccableSpeech
By: Jasmine Adams, B.S., SLP-D



Pete the Cat

and the

Cool Caterpillar



Cut pictures and use for the life cycle diagram

Pete the Cat Readers Response Journal

By:



Pete the Cat and the Cool Caterpillar

Making An Inference

ImpeccableSpeech
By: Jasmine Adams, B.S., SLP-A

Name: _____ Date: _____

Pete thinks he can find a new best friend. But, when his caterpillar goes missing, Pete has to find out what happened to his new friend. Pete is in for one wild surprise at the end.

I think

Handwriting practice lines consisting of multiple sets of solid top and bottom lines with a dashed middle line for letter height guidance.



Pete the Cat and the Cool Caterpillar


Before Reading: Make A Prediction

ImpeccableSpeech
By: Jasmine Adams, B.S., SLP-A

Name: _____ Date: _____

Before reading the story, draw and write about what you think the story is going to be about. .

Handwriting practice lines consisting of multiple sets of solid top and bottom lines with a dashed middle line for letter height guidance.




Pete the Cat and the Cool Caterpillar

ImpeccableSpeech
By: Jasmine Adams, B.S., SLP-A

Name: _____ Date: _____

If you could join Pete and his
friends, what insect do you
think you will find?

Handwriting practice lines consisting of solid top and bottom lines with a dashed middle line. There are six sets of these lines for writing practice.



Pete the Cat and the Cool Caterpillar

ImpeccableSpeech
By: Jasmine Adams, B.S., SLP-A

Name: _____ Date: _____

Write and draw a picture about
your favorite part in the story.

Handwriting practice lines consisting of multiple sets of three horizontal lines (top solid, middle dashed, bottom solid) for writing practice.




Pete the Cat and the Cool Caterpillar

ImpeccableSpeech
By: Jasmine Adams, B.S., SLP-A

Name: _____ Date: _____

Write and draw about the stages
that Pete's caterpillar went through
in the story.

Handwriting practice lines consisting of multiple sets of three horizontal lines (top solid, middle dashed, bottom solid) for writing practice.






Name: _____

Thoughts

Pete the Cat

and the
Cool Caterpillar

ImpeccableSpeech
By: Jasmine Adams, B.S., SLP-0






Name: _____

ImpeccableSpeech
By: Jasmine Adams, B.S., SLP-0

Coloring Page

Pete the Cat

and the
Cool Caterpillar



Name: _____


headbands

Pete the Cat

and the

Cool Caterpillar

ImpeccableSpeech
By: Jasmine Adams, B.S., SLP-d



Pete the Cat Cool Caterpillar



Draw or write about events that occurred in the story in each square. the four empty squares can be used for bands.

--	--	--


--



Name: _____

Pete the Cat
and the
Cool Caterpillar

ImpeccableSpeech
By: Jasmine Adams, B.S., SLP-0




Name: _____

Articulation

Pete the Cat

and the
Cool Caterpillar

ImpeccableSpeech
By: Jasmine Adams, B.S., SLP-d



I

spy my sounds!

- ① _____
- ② _____
- ③ _____
- ④ _____
- ⑤ _____
- ⑥ _____
- ⑦ _____
- ⑧ _____
- ⑨ _____
- ⑩ _____



Thank You!

Earn \$ to spend on TpT by providing feedback here.
See how this works here.

<https://www.teacherspayteachers.com/Tptcredits>

Thank you for purchasing this product. I hope you love using and implementing it. If you have any questions at all or see an error please email me at

fasmineadamsslpa@gmail.com.



Make sure to follow me on TPT to receive updates when NEW products are posted!.

FOLLOW MY STORE!

Let's Connect!

Blog Website

<http://prettieimpeccable.wix.site.com/impeccablespeech>



<https://www.facebook.com/fasmineAdamsSpeech-Therapist-1958805747695641/>



www.Instagram.com/ImpeccableSPeech

©Impeccablespeech

Credits

