



Welcomes



canvas

Starting in 2018-2019 Ascent Academies will utilize Canvas for classroom learning, and school to home communication in grades K-9. With this change, we will better protect your student's privacy, enrich their online learning, and improve our school-to-home communication.

Please review the following slides to learn what you can expect, the tools available for parents, and how you can connect with your student's classroom.





- Canvas **does not** replace Aspire.
- Canvas only reflects assignments, assessments, activities, and grades administered via Canvas.
 - Teachers may assign additional offline assignments or assignments in other platforms. **Grades in Aspire are reflective of all work.**
- Use of Canvas will vary from grade to grade. Expect a minimal use of Canvas in younger grades and a more heavy use 3rd grade and up.
- Canvas is a new platform for many of our teachers. Be patient, we are working to increase our abilities, knowledge, and use of Canvas everyday.
- Canvas will be accessible to parents August 27, 2018.

{ [Want to know more about Canvas? Click on this link for a quick introduction](#) }

As a Parent in Canvas you will be able to do all the things listed below and much more!

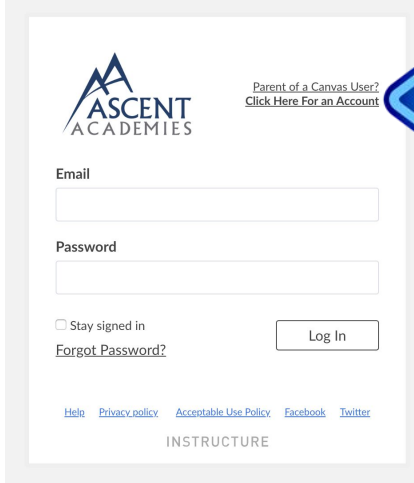
- View assignment descriptions and due dates
- Set reminders for assignments
- Set grade alerts
- View course announcements
- Have access to multiple students in one app
- Toggle between all your children
- Choose how you are notified
 - Alerts when students score a certain grade
 - Set reminders for upcoming assignments/assessments
 - Get notifications of course announcements
- Set different notifications for each child
- Control the frequency of communication
- Alerts are automatically sent to mobile device

Directions For Creating a Parent Account in Canvas

online

We highly recommend that you go online to create your Parent Canvas account. Afterwards you can download and use the Parent Canvas App with the same login information you created online. This is especially important if you have more than one child at Ascent.

1. Email your child's homeroom teacher and ask for a Canvas pairing code. This code will link you to your child.
2. Teacher will reply back with the pairing code. You have 24 hours to use the code before it expires.
3. Go online to ascentutah.instructure.com
4. Select "Parent of a Canvas User?"



ASCENT
ACADEMIES

Parent of a Canvas User?
[Click Here For an Account](#)

Email

Password

Stay signed in
[Forgot Password?](#)

[Help](#) [Privacy policy](#) [Acceptable Use Policy](#) [Facebook](#) [Twitter](#)

INSTRUCTURE




Directions For Creating a Parent Account in Canvas

online

5. Login to your Parent Canvas Account
6. Select Account/Notifications*
7. Setup your Notification preferences.



Dashboard

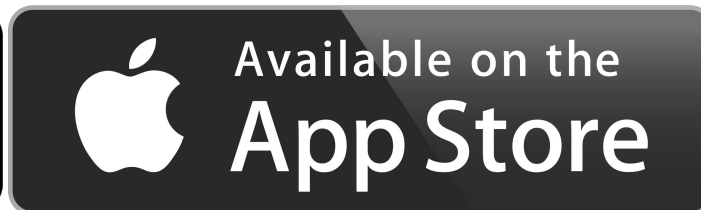


Adding Additional Children

1. Stay logged into your Parent Canvas Account
2. Select Account/Settings/Observing
3. Input Child's pairing code (see step 1)
4. Select "+Student"


[*Learn more about notifications by clicking here](#)

The Canvas Parent App

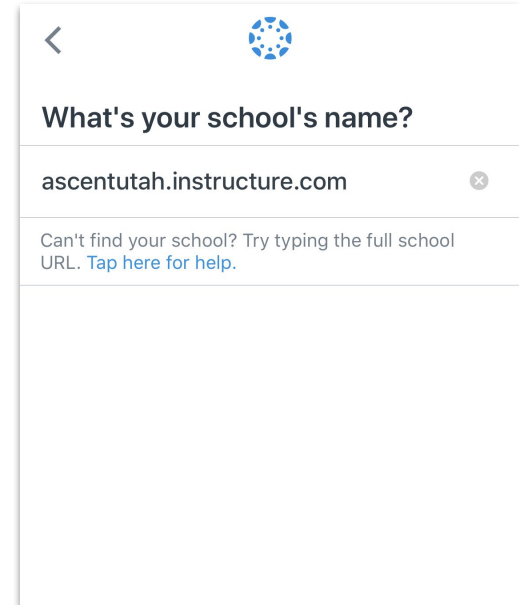


Directions for using the Canvas Parent App

1. Download the Canvas Parent App.
2. Open the App
3. Select “Find My School” button




4. Where it asks, “What’s your school’s name?” type **ascentutah.instructure.com**



Directions to create an account in the Canvas Parent App

5. Login with the same email and password you used when setting up your account online.



The screenshot shows the Canvas login interface. At the top left, there is a blue link labeled "Cancel" followed by the text "documentation.instructure....". The Canvas logo, consisting of a circular pattern of dots above the word "canvas", is centered. Below the logo are two input fields: "Email" and "Password". A prominent blue button labeled "Log In" is positioned below the password field. Underneath the "Log In" button is a blue link labeled "Forgot Password?". At the bottom of the page, the text "Parent of a Canvas User?" is displayed above a red arrow pointing to a blue link labeled "Create Account".

- You can now use the Canvas Parent App to Monitor your children's Canvas accounts.
- For more tips and information you can visit the [Canvas Parent Forum](#).