

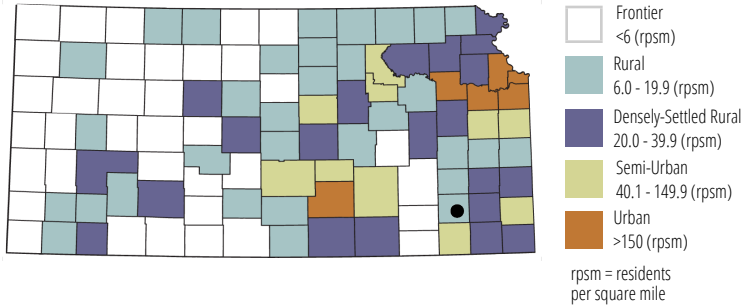
# 2019 KIDS COUNT WILSON COUNTY



Kansas KIDS COUNT provides an annual snapshot of how Kansas children are doing statewide, and how they compare on a county-by-county basis. For more Kansas data, visit [kac.org/kidscount](http://kac.org/kidscount). To see how Kansas kids compare on a national level, visit [datacenter.kidscount.org](http://datacenter.kidscount.org).

## COUNTY PEER GROUPS

Wilson is defined as Rural



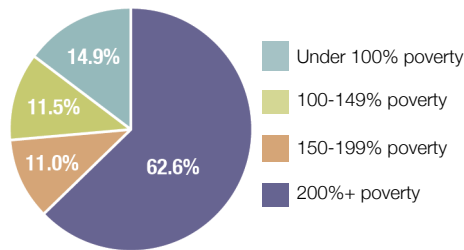
## DEMOGRAPHICS

	WILSON	PEERS	KANSAS
<b>Median Household Income</b>	\$41,866	\$50,750	\$56,382
<b>Total Population of County (all ages)</b>	8,665	227,986	2,911,505
<b>Population of County (under 18)</b>	24.10%	23.43%	24.25%
<b>White</b>	88.37%	82.22%	66.63%
<b>Hispanic/Latinx</b>	3.88%	12.14%	18.45%
<b>Black</b>	1.10%	1.00%	6.30%
<b>Two or more races</b>	4.84%	2.95%	5.02%
<b>Native American</b>	1.37%	1.07%	0.72%
<b>Asian, Native Hawaiian &amp; other Pacific Islander</b>	0.44%	0.63%	2.88%

## STATE LEVEL DATA

### POVERTY

Poverty status of Kansas children under 18.

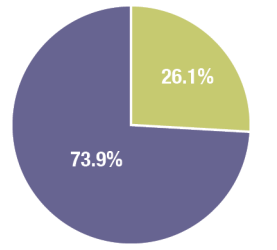


The difference between state-level poverty rates depicted in the pie graph and the county-level rates indicated below is due to the data year. To compare the county's poverty rate with that of its peer counties, use the poverty row in the Economic Indicators section below. If only referencing state's poverty rates, use the more recent state-level data available in this pie graph.

Current Rate 2018

### BREASTFEEDING

Infants still exclusively breastfeeding at 6 months.



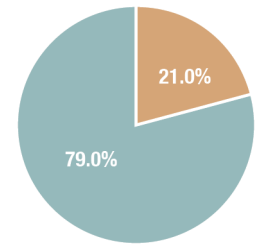
Percent of infants still exclusively breastfeeding at 6 months.

Percent of infants no longer exclusively breastfeeding at 6 months.

Current Rate 2018

### PARENTS' EMPLOYMENT

Employment status of Kansas parents with children under 18.



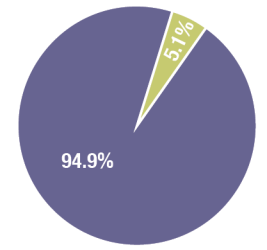
Percent of children with no parent working 35+ hours a week for 50 weeks

Percent of children with at least one parent working 35+ hours a week for 50 weeks

Current Rate 2017

### UNINSURED CHILDREN

Health insurance status of Kansas children under 19.



Percent of children without insurance

Percent of insured children

Current Rate 2018

## 2020 KIDS COUNT Data | Wilson County

### ECONOMIC INDICATORS

#### POVERTY

Percent of children under 18 living below 100% poverty. Current data from 2017.

#### FREE AND REDUCED-PRICE LUNCH

Percent of public school children participating in the free and reduced-price lunch program. Current data from 2018-19 school year.

#### MATERNAL EDUCATION

Percent of live births to mothers without a high school diploma. Current data from 2017.

#### SNAP BENEFITS (Not depicted as rate)

Average monthly children participating in the Kansas Food Assistance Program. Current data from 2018.

#### TANF BENEFITS (Not depicted as rate)

Average monthly children participating in the Kansas Temporary Assistance for Families Program. Current data from 2018.

#### FOOD INSECURITY

Percent of children under age 18 living in food insecure households. Current data from 2017.

### CURRENT RATE

Rate per 100, unless otherwise noted, for the most recent year of data available

### TREND RATE

Average change per year, unless otherwise noted, for the most recent five years of data available

	WILSON	PEERS	KANSAS	WILSON	PEERS	KANSAS
<b>POVERTY</b>	21.29%	15.75%	14.71%	-1.69%	-0.49%	-1.07%
<b>FREE AND REDUCED-PRICE LUNCH</b>	59.69%	47.67%	47.16%	0.39%	-0.47%	-0.70%
<b>MATERNAL EDUCATION</b>	8.85%	11.33%	11.85%	-0.32%	-0.53%	-0.51%
<b>SNAP BENEFITS (Not depicted as rate)</b>	430	6,519	103,282	-37	-395	-9,146
<b>TANF BENEFITS (Not depicted as rate)</b>	25	404	7,378	-8	-34	-1,350
<b>FOOD INSECURITY</b>	22.70%	18.20%	18.30%	-1.40%	-1.10%	-1.10%

Kansas KIDS COUNT is produced by Kansas Action for Children (KAC) and funded, in part, by the Annie E. Casey Foundation.

The findings and conclusions presented are those of KAC and do not necessarily reflect the opinions of the Foundation. Data collection and analysis were provided by the Kansas Health Institute. Kansas Action for Children is a nonprofit, nonpartisan organization dedicated to shaping policy that improves the lives of Kansas children and families.

Kansas Action for Children | 709 S Kansas Avenue, Suite 200 | Topeka, Kansas 66603 | [www.kac.org](http://www.kac.org)

**CURRENT RATE**

Rate per 100, unless otherwise noted, for the most recent year of data available

**TREND RATE**

Average change per year, unless otherwise noted, for the most recent five years of data available

**EDUCATION INDICATORS**

	WILSON	PEERS	KANSAS	WILSON	PEERS	KANSAS
<b>EARLY HEAD START</b> Number of Early Head Start slots available per 100 children (0-3 years of age) below 100% of poverty. Current data from 2018.	16.30	17.56	9.94	1.83	1.66	0.81
<b>HEAD START</b> Number of Head Start slots available per 100 children (3-4 years of age) below 100% of poverty. Current data from 2018.	50.75	60.97	45.93	1.81	0.66	0.17
<b>PRE-KINDERGARTEN</b> Percent of elementary schools that offer Pre-Kindergarten or Four-Year-Old At-Risk programs. Current data from 2018-19 school year.	60.00%	76.70%	60.82%	-3.00%	4.09%	3.00%
<b>ALL-DAY KINDERGARTEN</b> Percent of elementary schools that offer all-day and every day kindergarten. Current data from 2018-19 school year.	80.00%	88.46%	92.06%	-1.00%	2.37%	1.18%
<b>READING PROFICIENCY*</b> Percent of 3rd through 8th graders meeting standards, exceeding standards or scoring exemplary on reading assessments. Current data from 2017-18 school year.	59.63%	73.61%	71.49%	-4.67%	-2.73%	-2.83%
<b>HIGH SCHOOL GRADUATION</b> Percent of public school students enrolled in the 2014-15 school year who graduated in the 2017-18 school year..	91.35%	89.70%	87.23%	-0.48%	-0.29%	0.20%
<b>CHILD CARE ASSISTANCE</b> (Not depicted as rate) Average monthly number of children participating in the Kansas Child Care Assistance Program. Current data from 2018.	14	408	9,263	-2	-37	-1,253
<b>CHILD CARE CENTER**</b> (Not depicted as rate) Number of child care centers. Current data from FY 2018.	1	30	613	X	X	X
<b>FAMILY CHILD CARE**</b> (Not depicted as rate) Number of licensed day care homes and group day care homes. Current data from FY 2018.	13	547	4,000	X	X	X

\*The trend rate for the Reading Proficiency indicator is based on the most recent four years of data available.

\*\*The trend rate of the Child Care Center and Family Child Care indicators is based on the most recent two years of data available.

**HEALTH INDICATORS**

	WILSON	PEERS	KANSAS	WILSON	PEERS	KANSAS
<b>IMMUNIZATIONS</b> Percent of kindergarteners fully immunized of the 4:3:1:3:3 series at 35 months of age. Current data from 2017-18.	74.00%	77.20%	71.00%	-3.00%	1.50%	1.00%
<b>PRENATAL CARE</b> Percent of live births to mothers who received adequate or adequate-plus prenatal care. Current data from 2018.	78.22%	82.82%	83.40%	-1.56%	0.39%	0.07%
<b>LOW BIRTH WEIGHT BABIES</b> Percent of live births weighing under 5.5 lbs. Current data from 2018.	6.86%	7.26%	7.43%	0.84%	0.24%	0.13%
<b>INFANT MORTALITY</b> Number of deaths, under age 1, per 1,000 live births. Current data from 2018.	0.00	5.21	6.37	-1.83	-0.67	0.03
<b>TEEN VIOLENT DEATHS</b> Number per 100,000 of 15 to 19-year-olds who died due to suicide, homicide or motor vehicle accident. Current data from 2017.	355.24	39.26	44.94	71.05	-5.08	4.36
<b>UNINSURED CHILDREN</b> Percent of children under age 19 with no health insurance coverage. Current data from 2017.	5.22%	6.62%	5.15%	-0.47%	-0.31%	-0.32%
<b>MENTAL HEALTH</b> Number per 1,000 children under 18 hospitalized for mental health. Current data from 2018.	3.35	2.65	4.81	0.53	0.35	0.60
<b>MEDICAID ENROLLMENT</b> (Not depicted as rate) Average monthly enrollment of children under age 19 in Medicaid. Current data from 2018.	926	18,037	236,189	15	435	864
<b>CHIP ENROLLMENT</b> (Not depicted as rate) Average monthly enrollment of children under age 19 in the Children's Health Insurance Program. Current data from 2018.	180	3,649	41,090	-35	-425	-4,553

Kansas KIDS COUNT is produced by Kansas Action for Children (KAC) and funded, in part, by the Annie E. Casey Foundation. The findings and conclusions presented are those of KAC and do not necessarily reflect the opinions of the Foundation. Data collection and analysis were provided by the Kansas Health Institute. Kansas Action for Children is a nonprofit, nonpartisan organization dedicated to shaping policy that improves the lives of Kansas children and families.