



**Campus Improvement Plan
School Year: 2015-2016**

USHS - UNITED SOUTH HIGH SCHOOL

Principal: ADRIANA P. RAMIREZ

- Assistant Principal: Priscilla Munoz**
- Assistant Principal: Martha Alvarez**
- Assistant Principal: Efrain Aleman**
- Assistant Principal: Alfredo Palapa**
- Assistant Principal: Imelda Martinez**
- Assistant Principal: Olga Cantu**
- Assistant Principal: Sinneh Koroma**
- Assistant Principal: Jennie Sanchez**



Campus Improvement Plan

School Year: 2015-2016

USHS - UNITED SOUTH HIGH SCHOOL


Table of Contents

- I. CIP Signature Page
- II. CNA Signature Pages
- III. CNA Summary
- IV. Campus Improvement Plan
 - A. Student Achievement
 - B. Safe and Nurturing Schools
 - C. Parent/Community Involvement
 - D. Teacher Quality



Campus Improvement Plan School Year: 2015-2016


USHS - UNITED SOUTH HIGH SCHOOL Committee Signatures

9/4/2015  IRIS Page 1




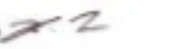



**Campus Improvement Plan
School Year: 2015-2016**

USHS - UNITED SOUTH HIGH SCHOOL

Committee Signatures


Principal: ADRIANA P. RAMIREZ 

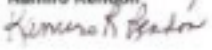
ELECTED SBOM TEACHERS:

Evelyn Avalos 
 Amando Chapa 
 Clarissa Gonzalez 
 Jorge De La Garza 
 Frank Sosa 
 Michael Soto 
 Raul A. Trevino 

BUSINESS MEMBERS:

PARENTS:
 Dean Solis
 Rita Ponce

ELECTED CAMPUS NON-TEACHING PROFESSIONAL:
 Sabrina Cardona 

COMMUNITY MEMBERS:
 Ramiro Rendon


ELECTED DISTRICT PROFESSIONAL:
 Leticia Aguirre



NCLB Comprehensive Needs Assessment 2015-2016

Summary of Priority Needs

USHS - UNITED SOUTH HIGH SCHOOL

Chair Persons of CNA campus committees prioritize needs and recommend to SBDM Committee initiatives/strategies/activities that will meet campus needs. SBDM Committee will approve initiatives/strategies/activities that will be placed in Campus Improvement Plan.

Demographics

Needs :

- * Increase teacher daily attendance submission rate to 100%.
- * Decrease student dropout through career and post secondary education awareness.
- * Increase attendance rate from 94.5% to 97%.

Strategies :

- * Faculty and staff will encourage daily attendance. Presentations will be held to promote daily attendance.
- * Hold campus wide tardy sweeps to promote and instill attendance throughout the school day.
- * Campus initiative to allow Seniors the right to wear their crowns if the class has a 95% attendance rate for the week.
- * Parental Contacts- teachers, administrators and staff will make phone calls home to discuss attendance concerns.



NCLB Comprehensive Needs Assessment 2015-2016

Summary of Priority Needs

USHS - UNITED SOUTH HIGH SCHOOL

Chair Persons of CNA campus committees prioritize needs and recommend to SBDM Committee initiatives/strategies/activities that will meet campus needs. SBDM Committee will approve initiatives/strategies/activities that will be placed in Campus Improvement Plan

School Culture and Climate

Needs :

- * Motivate and inspire faculty and staff through recognition activities.
- * Create a school climate that instills the belief that all students can learn.
- * Continue to enforce school dress code.
- * Teachers and administrators will stand by their doors or stations and assist with monitoring during each passing period.

Strategies :

- * Implement PBIS strategies to work toward eliminating any negative attitudes.
- * Collaborate with parents to take initiative and responsibilities for student's successes and failures.
- * Recognize and appreciate staff for outstanding participation through an incentive program that includes: Teacher of the Month, Letters of Commendations, Highlight faculty member by displaying their picture on bulletin board.
- * Support all extra curricular and academic activities. Teachers, staff, parents, and community members are motivated and informed of all extra curricular and academic activities.
- * Acknowledge students for their academic and extra curricular achievements using the campus web-site, bulletin boards, and monthly newsletters.
- * Improve and implement class scheduling procedure that take into consideration the specific population of a class and the distribution of high needs students in order to promote students and teacher success.
- * Review and enforce safety guidelines, campus expectations and rules with faculty, staff and security to promote a safe campus environment.



NCLB Comprehensive Needs Assessment 2015-2016

Summary of Priority Needs

USHS - UNITED SOUTH HIGH SCHOOL

Chair Persons of CNA campus committees prioritize needs and recommend to SBDM Committee initiatives/strategies/activities that will meet campus needs. SBDM Committee will approve initiatives/strategies/activities that will be placed in Campus Improvement Plan

Curriculum, Instruction and Assessment

Needs :

- * Effective staff development/in-service (including those for new teachers)
- * Develop PLC meetings for each department to promote effective instruction and best practices
- * Target needs for students who have not mastered state standardized exams
- * Content Literacy integration
- * Integrate the use of technology to provide students instructional resources.

Strategies :

- * Provide innovative staff development that will allow all teachers to incorporate reading/writing in their curriculum. Ensure that this occurs by promoting department teachers to plan together to and incorporate strategies in their lessons.
- * Establish departmentalized training utilizing teacher's expertise within the different subject areas.
- * Disaggregate data from benchmark/basic skills results (focusing on student expectations and address student expectations as needed in the classroom as well as in tutorials.
- * Design and implement brief practice assessments within each subject area targeting objectives that address students' needs
- * Continue to work in PLC groups to discuss instruction, teacher reflections based on student data, and interventions.



NCLB Comprehensive Needs Assessment 2015-2016

Summary of Priority Needs

USHS - UNITED SOUTH HIGH SCHOOL

Chair Persons of CNA campus committees prioritize needs and recommend to SBDM Committee initiatives/strategies/activities that will meet campus needs. SBDM Committee will approve initiatives/strategies/activities that will be placed in Campus Improvement Plan

Student Achievement

Needs :

- * Integrate Reading/ Writing in all content areas
- * Support for all students who have not mastered state mandated exams at different grade levels.
- * Increase the number of special education students meeting standards on state assessments.
- * Provide more inclusive opportunities/ access to on-grade level curriculum/ materials for special education students.
- * Increase support of all ELL students through reading and writing initiatives.
- * Implement a school wide vocabulary program targeting academic vocabulary utilized in all core areas.
- * Journal writing across the curriculum.

Strategies :

- * Offer remediation courses at the different grade levels building on writing /reading skills for all students including student who did not meet standards in the 10th grade.
- * Train reading teachers in various aspects of writing curriculum to promote writing throughout the department.
- * Incorporate Writing to promote vocabulary, literacy and English fundamentals in classes -- Thoughts for Tues/Thurs.
- * Collaborate with special education teachers to provide more inclusive opportunities/access to on-grade level curriculum/materials
- * Maximize the number of special education teachers who serve as inclusion teachers in regular settings providing individualized and small group instruction.
- * Continue with Achieve 3000 as an intervention.
- * Continue to work to reduce class size for intervention classes.



NCLB Comprehensive Needs Assessment 2015-2016

Summary of Priority Needs

USHS - UNITED SOUTH HIGH SCHOOL

Chair Persons of CNA campus committees prioritize needs and recommend to SBDM Committee initiatives/strategies/activities that will meet campus needs. SBDM Committee will approve initiatives/strategies/activities that will be placed in Campus Improvement Plan

School Context and Organization

Needs :

- * Visibility of administration in halls during passing and lunch periods.
- * Increase meetings with Security team to decrease discipline concerns.
- * Increase meetings with Paraprofessional staff and custodians to promote campus plans.
- * Extra hours of computer use at least twice a week.
- * Effective interactive bulletin boards

Strategies :

- * All administrators will be visible throughout the school day through hall monitoring, lunch/ after school duty, and walk throughs.
- * Each Department will proudly display their bulletin board .
- * Meet twice a month with Security team to review and discuss campus safety issues.
- * Meet with office staff quarterly to review and discuss procedural concerns.
- * Meet with custodial staff to review campus cleanliness and goals.
- * Open a computer lab for students to use after school to facilitate completion of school work and projects.



NCLB Comprehensive Needs Assessment 2015-2016

Summary of Priority Needs

USHS - UNITED SOUTH HIGH SCHOOL

Chair Persons of CNA campus committees prioritize needs and recommend to SBDM Committee initiatives/strategies/activities that will meet campus needs. SBDM Committee will approve initiatives/strategies/activities that will be placed in Campus Improvement Plan

Teacher Quality Recruitment and Retention

Needs :

- * Have all teacher certified
- * Need to develop more effective Professional development that will translate to stronger performance in the classroom
- * Support for new teachers.
- * Meet with teachers to discuss student results

Strategies :

- * Provide various campus training and staff development designed to meet campus and teacher needs.
- * During mentor meetings provide opportunity for teachers to discuss concerns, questions, and achievements to promote unity.
- * Instill collegiality between teachers to encourage the modeling of instruction, lesson planning, and discipline initiatives.
- * Hold conferences with teachers to discuss concerns, performance and recommendations as a result of walk throughs.
- * Provide support for teachers that will be innovative in their classrooms. Provide proper support. Examples: ipads in the classroom,
- * Create strong employee development and training in the areas of GT, ESL, Dyslexia, SpED
- * Continue to acknowledge teachers at faculty meetings, PA announcements, bulletin boards and newsletters. Departments will also recognize their teachers through Commendation letters.



NCLB Comprehensive Needs Assessment 2015-2016

Summary of Priority Needs

USHS - UNITED SOUTH HIGH SCHOOL

Chair Persons of CNA campus committees prioritize needs and recommend to SBDM Committee initiatives/strategies/activities that will meet campus needs. SBDM Committee will approve initiatives/strategies/activities that will be placed in Campus Improvement Plan

Family and Community Involvement

Needs :

- * Improve and strengthen the lines of communication between school, staff, students , parents and community to maintain high expectations and high achievement for all students.
- * Extend the use of the Parent Portal to convey communication
- * Provide incentives for parents to keep parents attending sessions
- * Refocus Parent Night topics to support healthy families and encourage family relationships
- * Incorporate Student Recognition/Awards/Performance at every Parent Night

Strategies :

- * Promote Parental involvement in PTC organization and parental sessions throughout the school year.
- * Assist parents with procedures to join parent portal and registration process.
- * Each administrator will have parent portal registration forms to register parents during parent conferences.
- * Choose topics for parents sessions that are of high interest and informative.
- * Use Remind 101 to further communication



NCLB Comprehensive Needs Assessment 2015-2016

Summary of Priority Needs

USHS - UNITED SOUTH HIGH SCHOOL

Chair Persons of CNA campus committees prioritize needs and recommend to SBDM Committee initiatives/strategies/activities that will meet campus needs. SBDM Committee will approve initiatives/strategies/activities that will be placed in Campus Improvement Plan

Technology

Needs :

- * Increase student passing rate on all state assessment exams.
- * Increase and update technology at USHS.
- * Need new computer labs for CATE classes.
- * Increase wireless access

Strategies :

- * CATE in coordination with the Science and Math departments work on implementing vocabulary and problem solutions through instruction of vocabulary.
- * Purchase ipads for classrooms to provide opportunities for teachers to use innovative strategies for student learning.
- * Maintain web-site and class pages current and available as a form of communication between parents and school.



NCLB Comprehensive Needs Assessment 2015-2016 Summary of Priority Needs

USHS - UNITED SOUTH HIGH SCHOOL

Chair Persons of CNA campus committees prioritize needs and recommend to SBDM Committee initiatives/strategies/activities that will meet campus needs. SBDM Committee will approve initiatives/strategies/activities that will be placed in Campus Improvement Plan

Needs :

Strategies :



IRIS

Campus Improvement Plan 2015-2016

USHS - UNITED SOUTH HIGH SCHOOL

Goal 1 - Continue to Improve Student Achievement
Data Analyzed To Determine Need TEA 2015 Accountability Student Achievement Data Table, TELPAS reports, STAAR EOC Reports, DMAC instructional reports, TAPR
Long Range Goal By the year 2017, all students will reach Phase II Level II achievement standard.
Annual Performance Objective Reading- To increase the percentage of students meeting state standard from <u>70%</u> to <u>74%</u> on the Reading/ELA STAAR assessment. To increase the percentafe of ELL students meeting state standard from 43% to 60% on the Reading/ELA STAAR assessment. To increase the percentage of Special Education students students meeting state standard from 47% to 60% on the Reading/ELA assessment.

INIT #	AREA TARGETED	MAJOR SYSTEMS	COMPONENTS	CRITICAL SUCCESS FACTORS	CONTENT AREA	STRATEGIES, INITIATIVES AND REDESIGN	START DATE	PROJECTED COMP. DT	EVIDENCE OF IMPLEMENTATION
1	State Assessment	InstructionCurriculum Assessment	Collaborative Planning	Academic Performance	Reading/ELA	Reorganize the English course pathway to provide intervention before Eng. course and state assessment	08/17/2015	06/03/2016	Master Schedule

INIT #	POPULATION	PERSON (S) RESPONSIBLE	RESOURCES BUDGET / HUMAN	FORMATIVE EVALUATION	SUMMATIVE	STATUS REPORT
1	ALL = All Students	Principal Teachers Assistant Principal Campus Counselor	Counselors, Campus Administration, Department Chairs	9 week grades, progress reports	TAPR, Federal Gov. assessment results	



IRIS

Campus Improvement Plan 2015-2016

USHS - UNITED SOUTH HIGH SCHOOL

Goal	1 - Continue to Improve Student Achievement
Data Analyzed To Determine Need	TEA 2015 Accountability Student Achievement Data Table, TELPAS reports, STAAR EOC Reports, DMAC instructional reports, TAPR
Long Range Goal	By the year 2017, all students will reach Phase II Level II achievement standard.
Annual Performance Objective	Reading- To increase the percentage of students meeting state standard from <u>70%</u> to <u>74%</u> on the Reading/ELA STAAR assessment. To increase the percentafe of ELL students meeting state standard from 43% to 60% on the Reading/ELA STAAR assessment. To increase the percentage of Special Education students students meeting state standard from 47% to 60% on the Reading/ELA assessment.

INIT #	AREA TARGETED	MAJOR SYSTEMS	COMPONENTS	CRITICAL SUCCESS FACTORS	CONTENT AREA	STRATEGIES, INITIATIVES AND REDESIGN	START DATE	PROJECTED COMP. DT	EVIDENCE OF IMPLEMENTATION
2	State Assessment, SPED Representation	Curriculum Assessment, System Safeguards	Alignment - TEKS/ Vertical/ Horizontal	Academic Performance, Teacher Quality	Reading/ELA	Collaborate with Special Ed teachers to provide more inclusive opportunities/access to on-grade level curriculum/materials through common planning and grade level meetings	08/17/2015	06/03/2016	Walk-throughs, student work

INIT #	POPULATION	PERSON (S) RESPONSIBLE	RESOURCES BUDGET / HUMAN	EVALUATION		STATUS REPORT
				FORMATIVE	SUMMATIVE	
2	SE = Special Education	Teachers, Assistant Principal, Principal, Academic Coordinator, Special Pop Coordinator	Department Chair, Team Leaders, Teachers	Team Leader Meetings, Staff In-Service, Planning sessions	Walk-throughs, Progress reports for Special Ed. students,	



IRIS

Campus Improvement Plan 2015-2016

USHS - UNITED SOUTH HIGH SCHOOL

Goal	1 - Continue to Improve Student Achievement
Data Analyzed To Determine Need	TEA 2015 Accountability Student Achievement Data Table, TELPAS reports, STAAR EOC Reports, DMAC instructional reports, TAPR
Long Range Goal	By the year 2017, all students will reach Phase II Level II achievement standard.
Annual Performance Objective	Reading- To increase the percentage of students meeting state standard from <u>70%</u> to <u>74%</u> on the Reading/ELA STAAR assessment. To increase the percentafe of ELL students meeting state standard from 43% to 60% on the Reading/ELA STAAR assessment. To increase the percentage of Special Education students students meeting state standard from 47% to 60% on the Reading/ELA assessment.

INIT #	AREA TARGETED	MAJOR SYSTEMS	COMPONENTS	CRITICAL SUCCESS FACTORS	CONTENT AREA	STRATEGIES, INITIATIVES AND REDESIGN	START DATE	PROJECTED COMP. DT	EVIDENCE OF IMPLEMENTATION
3	State Assessment, SPED Representation	Curriculum Assessment, Instruction, System Safeguards	Modeling/Mentoring monitoring of student progress	Academic Performance, Learning Time	Reading/ELA	Maximize the number of special ed. teachers who serve as inclusion teachers in regular settings to provide individualized and small group instruction in support of regular instruction	08/17/2015	06/03/2016	inclusion schedule, walk throughs,

INIT #	POPULATION	PERSON (S) RESPONSIBLE	RESOURCES BUDGET / HUMAN	EVALUATION		STATUS REPORT
				FORMATIVE	SUMMATIVE	
3	SE = Special Education	Teachers, Principal, Assistant Principal, Acedmic Coordinators, Sp. Pops Coordinator	Special Pops Coordinator	Inclusion Schedules, Plan of action, master schedule	Walk- through, progress reports	



IRIS

Campus Improvement Plan 2015-2016

USHS - UNITED SOUTH HIGH SCHOOL

Goal	1 - Continue to Improve Student Achievement
Data Analyzed To Determine Need	TEA 2015 Accountability Student Achievement Data Table, TELPAS reports, STAAR EOC Reports, DMAC instructional reports, TAPR
Long Range Goal	By the year 2017, all students will reach Phase II Level II achievement standard.
Annual Performance Objective	Reading- To increase the percentage of students meeting state standard from <u>70%</u> to <u>74%</u> on the Reading/ELA STAAR assessment. To increase the percentage of ELL students meeting state standard from 43% to 60% on the Reading/ELA STAAR assessment. To increase the percentage of Special Education students meeting state standard from 47% to 60% on the Reading/ELA assessment.

INIT #	AREA TARGETED	MAJOR SYSTEMS	COMPONENTS	CRITICAL SUCCESS FACTORS	CONTENT AREA	STRATEGIES, INITIATIVES AND REDESIGN	START DATE	PROJECTED COMP. DT	EVIDENCE OF IMPLEMENTATION
4	State Assessment	Curriculum Assessment, Instruction,	academic performance,	Academic Performance	Reading/ELA	Provide innovative staff development that will allow all teachers to incorporate writing in their curriculum (i. e., journal writing) -"Thoughts for Tuesday"	09/14/2015	05/30/2016	Sign in to trainings, lesson plans, walk throughs

INIT #	POPULATION	PERSON (S) RESPONSIBLE	RESOURCES BUDGET / HUMAN	EVALUATION		STATUS REPORT
				FORMATIVE	SUMMATIVE	
4	ALL = All Students	Teachers, Principal	Faculty Department Chairs Staff Development Staff Development Travel \$4500/STC, Travel \$ 4,000.00/TITLE I Part A. Teacher Travel SCE \$ 4,026.00	Trainings, Meetings, planning sessions	Walk throughs	



IRIS

Campus Improvement Plan 2015-2016

USHS - UNITED SOUTH HIGH SCHOOL

Goal 1 - Continue to Improve Student Achievement

Data Analyzed To Determine Need TEA 2015 Accountability Student Achievement Data Table, TELPAS reports, STAAR EOC Reports, DMAC instructional reports, TAPR

Long Range Goal By the year 2017, all students will reach Phase II Level II achievement standard.

Annual Performance Objective Reading- To increase the percentage of students meeting state standard from 70% to 74% on the Reading/ELA STAAR assessment. To increase the percentafe of ELL students meeting state standard from 43% to 60% on the Reading/ELA STAAR assessment. To increase the percentage of Special Education students students meeting state standard from 47% to 60% on the Reading/ELA assessment.

INIT #	AREA TARGETED	MAJOR SYSTEMS	COMPONENTS	CRITICAL SUCCESS FACTORS	CONTENT AREA	STRATEGIES, INITIATIVES AND REDESIGN	START DATE	PROJECTED COMP. DT	EVIDENCE OF IMPLEMENTATION
5	State Assessment, Graduation	Curriculum Assessment, System Safeguards	Data-Driven Decision-Making	Quality Data	Reading/ELA, Science, Math, Social Studies	Disaggregate student data from benchmarks, district CBA's, and state assessments to identify students needs and design intervention through tutorials, Super Saturdays and classroom interventions	08/31/2015	06/03/2016	DMAC reports, intervention sign in sheets



IRIS

Campus Improvement Plan 2015-2016

USHS - UNITED SOUTH HIGH SCHOOL

Goal	1 - Continue to Improve Student Achievement
Data Analyzed To Determine Need	TEA 2015 Accountability Student Achievement Data Table, TELPAS reports, STAAR EOC Reports, DMAC instructional reports, TAPR
Long Range Goal	By the year 2017, all students will reach Phase II Level II achievement standard.
Annual Performance Objective	Reading- To increase the percentage of students meeting state standard from <u>70%</u> to <u>74%</u> on the Reading/ELA STAAR assessment. To increase the percentafe of ELL students meeting state standard from 43% to 60% on the Reading/ELA STAAR assessment. To increase the percentage of Special Education students students meeting state standard from 47% to 60% on the Reading/ELA assessment.

INIT #	AREA TARGETED	MAJOR SYSTEMS	COMPONENTS	CRITICAL SUCCESS FACTORS	CONTENT AREA	STRATEGIES, INITIATIVES AND REDESIGN	START DATE	PROJECTED COMP. DT	EVIDENCE OF IMPLEMENTATION
--------	---------------	---------------	------------	--------------------------	--------------	--------------------------------------	------------	--------------------	----------------------------

INIT #	POPULATION	PERSON (S) RESPONSIBLE	RESOURCES BUDGET / HUMAN	FORMATIVE	EVALUATION	SUMMATIVE	STATUS REPORT
--------	------------	------------------------	--------------------------	-----------	------------	-----------	---------------

5	AR = At Risk, Bil = Bilingual, ESL = English as a Second Language, SE = Special Education	Teachers, Principal, Assistant Principal, Campus Testing Coordinators	Campus Testing Coordinator Academic Coordinator Special Pop's Coordinator, Teacher (4 FTE,s) \$ 305,671.00 (Title 1 Part A) Tutorials: Professional \$ 33,670.00 (Title 1 Part A) \$ 4,250.00 SCE Extra Duty Pay \$ 25,610.00 SCE (all 4 subjects included) \$ 17,158 (Bilingual) Transportation for tutorials: \$ 12,00.00 (Title 1) Light Snacks: \$ 8,000.00 (Title 1) \$10,500 provided from 6118 Rtl AI for tutorial program \$ 5,655.00 provided from 6300 for Supplies and Materials (TitleIII)	Students progress, testing history	TAPR		
---	---	---	---	------------------------------------	------	--	--



IRIS

Campus Improvement Plan 2015-2016

USHS - UNITED SOUTH HIGH SCHOOL

Goal 1 - Continue to Improve Student Achievement
Data Analyzed To Determine Need TEA 2015 Accountability Student Achievement Data Table, TELPAS reports, STAAR EOC Reports, DMAC instructional reports, TAPR
Long Range Goal By the year 2017, all students will reach Phase II Level II achievement standard.
Annual Performance Objective Reading- To increase the percentage of students meeting state standard from <u>70%</u> to <u>74%</u> on the Reading/ELA STAAR assessment. To increase the percentage of ELL students meeting state standard from 43% to 60% on the Reading/ELA STAAR assessment. To increase the percentage of Special Education students meeting state standard from 47% to 60% on the Reading/ELA assessment.

INIT #	AREA TARGETED	MAJOR SYSTEMS	COMPONENTS	CRITICAL SUCCESS FACTORS	CONTENT AREA	STRATEGIES, INITIATIVES AND REDESIGN	START DATE	PROJECTED COMP. DT	EVIDENCE OF IMPLEMENTATION
6	State Assessment	Curriculum Assessment, Instruction	Instructional decisions	Academic Performance	Reading / ELA	Plan with content teachers by grade level to ensure that all TEKS are covered in depth. Create common assessments to determine instructional strengths and weakness	08/24/2015	05/30/2016	Common assessment results

INIT #	POPULATION	PERSON (S) RESPONSIBLE	RESOURCES BUDGET / HUMAN	FORMATIVE EVALUATION	SUMMATIVE	STATUS REPORT
6	ALL = All Students	Teachers, Assistant Principal, Principal, Academic Coordinators	ELA Department Chair, Administration, Academic Coordinator, Lead teachers	Student progress reports, Report cards,	TAPR results	



IRIS

Campus Improvement Plan 2015-2016

USHS - UNITED SOUTH HIGH SCHOOL

Goal	1 - Continue to Improve Student Achievement
Data Analyzed To Determine Need	TEA 2015 Accountability Student Achievement Data Table, TELPAS reports, STAAR EOC Reports, DMAC instructional reports, TAPR
Long Range Goal	By the year 2017, all students will reach Phase II Level II achievement standard.
Annual Performance Objective	Reading- To increase the percentage of students meeting state standard from <u>70%</u> to <u>74%</u> on the Reading/ELA STAAR assessment. To increase the percentafe of ELL students meeting state standard from 43% to 60% on the Reading/ELA STAAR assessment. To increase the percentage of Special Education students students meeting state standard from 47% to 60% on the Reading/ELA assessment.

INIT #	AREA TARGETED	MAJOR SYSTEMS	COMPONENTS	CRITICAL SUCCESS FACTORS	CONTENT AREA	STRATEGIES, INITIATIVES AND REDESIGN	START DATE	PROJECTED COMP. DT	EVIDENCE OF IMPLEMENTATION
7	State Assessment	Instruction, System Safeguards	Active Learning	Academic Performance	Reading/ELA	Utilize Instructional technology using Achieve 3000 for identified students to accelerate achievement Monitor and Report Achieve 3000 report analyze student progress.	09/14/2015	05/30/2016	Individual Progress Reports from program

INIT #	POPULATION	PERSON (S) RESPONSIBLE	RESOURCES BUDGET / HUMAN	EVALUATION		STATUS REPORT
				FORMATIVE	SUMMATIVE	
7	ESL = English as a Second Language, SE = Special Education, ALL = All Students	Assistant Principal, Principal, Teachers, Dept. Chairs	Administration, Teacher, Dept. Chairs \$ 2,025.00 Technology (6645) SCE for I-Pads and cart to support Achieve program for students \$ 2,025.00 Computer Supplies (6310) SCE	Program Report	Assessment Results TAPR	



IRIS Campus Improvement Plan 2015-2016

USHS - UNITED SOUTH HIGH SCHOOL

Goal	1 - Continue to Improve Student Achievement
Data Analyzed To Determine Need	TEA 2015 Accountability Student Achievement Data Table, TELPAS reports, STAAR EOC Reports, DMAC instructional reports, TAPR
Long Range Goal	By the year 2017, all students will reach Phase II Level II achievement standard.
Annual Performance Objective	Reading- To increase the percentage of students meeting state standard from <u>70%</u> to <u>74%</u> on the Reading/ELA STAAR assessment. To increase the percentage of ELL students meeting state standard from 43% to 60% on the Reading/ELA STAAR assessment. To increase the percentage of Special Education students meeting state standard from 47% to 60% on the Reading/ELA assessment.

INIT #	AREA TARGETED	MAJOR SYSTEMS	COMPONENTS	CRITICAL SUCCESS FACTORS	CONTENT AREA	STRATEGIES, INITIATIVES AND REDESIGN	START DATE	PROJECTED COMP. DT	EVIDENCE OF IMPLEMENTATION
8	State Assessment	Instruction	Instructional Decisions	Academic Performance, Teacher Quality	Reading/ELA	Establish a Team Leader for all grade levels in English and a Team Leader for Reading to plan with Dept. Chair to create common assessments to ensure depth and rigor in the daily instruction.	08/17/2015	06/03/2016	Common assessments walk throughs Lesson plans Teacher Reflections

INIT #	POPULATION	PERSON (S) RESPONSIBLE	RESOURCES BUDGET / HUMAN	EVALUATION		STATUS REPORT
				FORMATIVE	SUMMATIVE	
8	ED = Economically Disadvantage, ESL = English as a Second Language, G/T = Gifted and Talented, AR = At Risk	Dept. Chair, ELA teachers, Principal, Assistant Principal, Academic Coordinator	Common Assessment Dept. Chair Reading/ELA Administration	CBA, Benchmarks Common Assessments	EOC Final Report Card Grades	



IRIS

Campus Improvement Plan 2015-2016

USHS - UNITED SOUTH HIGH SCHOOL

Goal	1 - Continue to Improve Student Achievement
Data Analyzed To Determine Need	TEA 2015 Accountability Student Achievement Data Table, TELPAS reports, STAAR EOC Reports, DMAC instructional reports, TAPR
Long Range Goal	By the year 2017, all students will reach Phase II Level II achievement standard.
Annual Performance Objective	Reading- To increase the percentage of students meeting state standard from <u>70%</u> to <u>74%</u> on the Reading/ELA STAAR assessment. To increase the percentafe of ELL students meeting state standard from 43% to 60% on the Reading/ELA STAAR assessment. To increase the percentage of Special Education students students meeting state standard from 47% to 60% on the Reading/ELA assessment.

INIT #	AREA TARGETED	MAJOR SYSTEMS	COMPONENTS	CRITICAL SUCCESS FACTORS	CONTENT AREA	STRATEGIES, INITIATIVES AND REDESIGN	START DATE	PROJECTED COMP. DT	EVIDENCE OF IMPLEMENTATION
9	State Assessment	Curriculum Assessment, Instruction	Integrated/Interdisciplinary, Collaborative Planning	Teacher Quality, Academic Performance	Reading/ELA	Train Reading Teachers in various aspects of writing curriculum to promote writing throughout the department.	08/17/2015	05/30/2016	Walk Throughs Lesson Plans

INIT #	POPULATION	PERSON (S) RESPONSIBLE	RESOURCES BUDGET / HUMAN	EVALUATION		STATUS REPORT
				FORMATIVE	SUMMATIVE	
9	ALL = All Students, ESL = English as a Second Language, ED = Economically Disadvantage, SE = Special Education	Dept. Chair, Lead Teachers Principal, Assistant Principal	Initiative across the content areas. All areas will be provided supplies and materials for effective research based instruction. \$ 39,974.00 (Title 1 Part A)	CBA's Benchmarks Progress Reports	EOC Results Report Cards	



IRIS

Campus Improvement Plan 2015-2016

USHS - UNITED SOUTH HIGH SCHOOL

Goal	1 - Continue to Improve Student Achievement
Data Analyzed To Determine Need	TEA 2015 Accountability Student Achievement Data Table, TELPAS reports, STAAR EOC Reports, DMAC instructional reports, TAPR
Long Range Goal	By the year 2017, all students will reach Phase II Level II achievement standard.
Annual Performance Objective	Reading- To increase the percentage of students meeting state standard from <u>70%</u> to <u>74%</u> on the Reading/ELA STAAR assessment. To increase the percentage of ELL students meeting state standard from 43% to 60% on the Reading/ELA STAAR assessment. To increase the percentage of Special Education students meeting state standard from 47% to 60% on the Reading/ELA assessment.

INIT #	AREA TARGETED	MAJOR SYSTEMS	COMPONENTS	CRITICAL SUCCESS FACTORS	CONTENT AREA	STRATEGIES, INITIATIVES AND REDESIGN	START DATE	PROJECTED COMP. DT	EVIDENCE OF IMPLEMENTATION
10	State Assessment	Instruction	Instructional Processes / Pedagogy, Questioning Strategies to Guide Instruction	Academic Performance, Learning Time	Reading/ELA	Reading teachers will provide "the Big Question" to use as a springboard for writing and to generate rigor and relevance in class discussions.	09/14/2015	06/03/2016	Lesson Plans Walk Throughs

INIT #	POPULATION	PERSON (S) RESPONSIBLE	RESOURCES BUDGET / HUMAN	EVALUATION		STATUS REPORT
				FORMATIVE	SUMMATIVE	
10	ALL = All Students	Dept. Chair, ELA Teachers, Principal, Assistant Principal, Academic Coordinator	Reading Teachers Dept. Chair, Administration	CBA Benchmarks	EOC	



IRIS

Campus Improvement Plan 2015-2016

USHS - UNITED SOUTH HIGH SCHOOL

Goal 1 - Continue to Improve Student Achievement
Data Analyzed To Determine Need TEA 2015 Accountability Student Achievement Data Table, TELPAS reports, STAAR EOC Reports, DMAC instructional reports, TAPR
Long Range Goal By the year 2017, all students will reach Phase II Level II achievement standard.
Annual Performance Objective Reading- To increase the percentage of students meeting state standard from <u>70%</u> to <u>74%</u> on the Reading/ELA STAAR assessment. To increase the percentage of ELL students meeting state standard from 43% to 60% on the Reading/ELA STAAR assessment. To increase the percentage of Special Education students meeting state standard from 47% to 60% on the Reading/ELA assessment.

INIT #	AREA TARGETED	MAJOR SYSTEMS	COMPONENTS	CRITICAL SUCCESS FACTORS	CONTENT AREA	STRATEGIES, INITIATIVES AND REDESIGN	START DATE	PROJECTED COMP. DT	EVIDENCE OF IMPLEMENTATION
11	State Assessment	Instruction	Active Learning	Academic Performance	Reading/ELA	Increase the amount of support for students by providing FTE's in the classroom in the form of teachers and instructional assistants.	08/24/2015	06/03/2016	Walk Throughs, Lesson Plans,

INIT #	POPULATION	PERSON (S) RESPONSIBLE	RESOURCES BUDGET / HUMAN	FORMATIVE	EVALUATION	SUMMATIVE	STATUS REPORT
11	ALL = All Students	Administration, teachers and teacher assistants	\$ 307,370.52 (SCE) which will provide for 7 FTE's	Master Schedule Progress Reports Report Cards	Student Performance, STAAR EOC		



IRIS

Campus Improvement Plan 2015-2016

USHS - UNITED SOUTH HIGH SCHOOL

Goal 1 - Continue to Improve Student Achievement
Data Analyzed To Determine Need TEA 2015 Accountability Student Achievement Data Table, TELPAS reports, STAAR EOC Reports, DMAC instructional reports, TAPR
Long Range Goal By the year 2017, all students will reach Phase II Level II achievement standard.
Annual Performance Objective Reading- To increase the percentage of students meeting state standard from <u>70%</u> to <u>74%</u> on the Reading/ELA STAAR assessment. To increase the percentage of ELL students meeting state standard from 43% to 60% on the Reading/ELA STAAR assessment. To increase the percentage of Special Education students meeting state standard from 47% to 60% on the Reading/ELA assessment.

INIT #	AREA TARGETED	MAJOR SYSTEMS	COMPONENTS	CRITICAL SUCCESS FACTORS	CONTENT AREA	STRATEGIES, INITIATIVES AND REDESIGN	START DATE	PROJECTED COMP. DT	EVIDENCE OF IMPLEMENTATION
12	State Assessment	System Safeguards	Focus on High Impact Strategies	Academic Performance	Reading/ELA	Implement journaling targeting the various modes of writing ie. expository and persuasive writing. Will occur twice a week through the ELA Dept.	09/14/2015	06/03/2016	Walk Throughs, Lesson Plans,

INIT #	POPULATION	PERSON (S) RESPONSIBLE	RESOURCES BUDGET / HUMAN	FORMATIVE EVALUATION	SUMMATIVE EVALUATION	STATUS REPORT
12	AR = At Risk	Principal, Assistant Principal, Dept. Chair	Gear Up Monies for supplies.	Progress Reports, Report cards, Journals	EOC Scores, English Passing Rate, TELPAS Results	



IRIS

Campus Improvement Plan 2015-2016

USHS - UNITED SOUTH HIGH SCHOOL

Goal	1 - Continue to Improve Student Achievement
Data Analyzed To Determine Need	TEA 2015 Accountability Student Achievement Data Table, TELPAS reports, STAAR EOC Reports, DMAC instructional reports, TAPR
Long Range Goal	By the year 2017, all students will reach Phase II Level II achievement standard.
Annual Performance Objective	Reading- To increase the percentage of students meeting state standard from <u>70%</u> to <u>74%</u> on the Reading/ELA STAAR assessment. To increase the percentage of ELL students meeting state standard from 43% to 60% on the Reading/ELA STAAR assessment. To increase the percentage of Special Education students meeting state standard from 47% to 60% on the Reading/ELA assessment.

INIT #	AREA TARGETED	MAJOR SYSTEMS	COMPONENTS	CRITICAL SUCCESS FACTORS	CONTENT AREA	STRATEGIES, INITIATIVES AND REDESIGN	START DATE	PROJECTED COMP. DT	EVIDENCE OF IMPLEMENTATION
13	State Assessment	System Safeguards	Focus on High Impact Strategies	Academic Performance	Reading/ELA	Implement a school wide vocabulary program targeting academic vocabulary utilized in all core areas for the betterment of ELL students.	09/14/2015	05/30/2016	Walk Throughs, Graphic Organizers

INIT #	POPULATION	PERSON (S) RESPONSIBLE	RESOURCES BUDGET / HUMAN	EVALUATION		STATUS REPORT
				FORMATIVE	SUMMATIVE	
13	AR = At Risk ELL, Sp. Ed	Principal	Human (Administrators, Academic Coordinator, Department Chairs) State Bilingual	Daily walk throughs and weekly Progress checks on targeted special populations.	Report Cards, STAAR EOC	



IRIS

Campus Improvement Plan 2015-2016

USHS - UNITED SOUTH HIGH SCHOOL

Goal 1 - Continue to Improve Student Achievement
Data Analyzed To Determine Need TEA 2015 Accountability Student Achievement Data Table, TELPAS reports, STAAR EOC Reports, DMAC instructional reports, TAPR
Long Range Goal By the year 2017, all students will reach Phase II Level II achievement standard.
Annual Performance Objective Reading- To increase the percentage of students meeting state standard from <u>70%</u> to <u>74%</u> on the Reading/ELA STAAR assessment. To increase the percentage of ELL students meeting state standard from 43% to 60% on the Reading/ELA STAAR assessment. To increase the percentage of Special Education students meeting state standard from 47% to 60% on the Reading/ELA assessment.

INIT #	AREA TARGETED	MAJOR SYSTEMS	COMPONENTS	CRITICAL SUCCESS FACTORS	CONTENT AREA	STRATEGIES, INITIATIVES AND REDESIGN	START DATE	PROJECTED COMP. DT	EVIDENCE OF IMPLEMENTATION
14	State Assessment	System Safeguards	Accountability Process	Academic Performance	Reading/ELA	EOC parent sessions to inform parents of LEP + student progress. Individualized information per student.	08/24/2015	04/29/2016	Sign in Sheets Agendas

INIT #	POPULATION	PERSON (S) RESPONSIBLE	RESOURCES BUDGET / HUMAN	EVALUATION	STATUS REPORT
				FORMATIVE	SUMMATIVE
14	AR = At Risk ELL, Sp.Ed	Principal, Assistant Principal, Teachers	Department Administration	Parental Feedback number of parents attending meeting	EOC Results



IRIS

Campus Improvement Plan 2015-2016

USHS - UNITED SOUTH HIGH SCHOOL

Goal	1 - Continue to Improve Student Achievement
Data Analyzed To Determine Need	TEA 2015 Accountability Student Achievement Data Table, TELPAS reports, STAAR EOC Reports, DMAC instructional reports, TAPR
Long Range Goal	By the year 2017, all students will reach Phase II Level II achievement standard.
Annual Performance Objective	Reading- To increase the percentage of students meeting state standard from <u>70%</u> to <u>74%</u> on the Reading/ELA STAAR assessment. To increase the percentafe of ELL students meeting state standard from 43% to 60% on the Reading/ELA STAAR assessment. To increase the percentage of Special Education students students meeting state standard from 47% to 60% on the Reading/ELA assessment.

INIT #	AREA TARGETED	MAJOR SYSTEMS	COMPONENTS	CRITICAL SUCCESS FACTORS	CONTENT AREA	STRATEGIES, INITIATIVES AND REDESIGN	START DATE	PROJECTED COMP. DT	EVIDENCE OF IMPLEMENTATION
15	State Assessment	Instruction	Active Learning	Academic Performance	Reading/ELA	Provide reading instruction & extended day tutorials for Migrant Students	09/28/2015	05/06/2016	Student Sign in sheets, Administrator Observations

INIT #	POPULATION	PERSON (S) RESPONSIBLE	RESOURCES BUDGET / HUMAN	FORMATIVE EVALUATION	SUMMATIVE	STATUS REPORT
15	Mig = Migrant	Assistant Principal, Teacher, Migrant Coordinator, Counselor	District Migrant Funds	Progress Reports, CBA's, Benchmarks	EOC, AMAOS, Report Card	



IRIS

Campus Improvement Plan 2015-2016

USHS - UNITED SOUTH HIGH SCHOOL

Goal 1 - Continue to Improve Student Achievement
Data Analyzed To Determine Need TEA 2015 Accountability Student Achievement Data Table, TELPAS reports, STAAR EOC Reports, DMAC instructional reports, TAPR
Long Range Goal By the year 2017, all students will reach Phase II Level II achievement standard.
Annual Performance Objective Reading- To increase the percentage of students meeting state standard from <u>70%</u> to <u>74%</u> on the Reading/ELA STAAR assessment. To increase the percentage of ELL students meeting state standard from 43% to 60% on the Reading/ELA STAAR assessment. To increase the percentage of Special Education students meeting state standard from 47% to 60% on the Reading/ELA assessment.

INIT #	AREA TARGETED	MAJOR SYSTEMS	COMPONENTS	CRITICAL SUCCESS FACTORS	CONTENT AREA	STRATEGIES, INITIATIVES AND REDESIGN	START DATE	PROJECTED COMP. DT	EVIDENCE OF IMPLEMENTATION
16	State Assessment	Instruction	Active Learning	Academic Performance	Reading/ELA	Increase the number of novels in our library to further build interest in reading. Use Library Resources with vocabulary and reading fluency.	07/27/2015	06/03/2016	Library Circulation Numbers

INIT #	POPULATION	PERSON (S) RESPONSIBLE	RESOURCES BUDGET / HUMAN	FORMATIVE	EVALUATION	SUMMATIVE	STATUS REPORT
16	ALL = All Students	Principal, Librarian, Teachers	Library Books \$ 6000.00 (Title 1)	Circulation Numbers, Student Feedback, CBA's, Benchmarks	EOC Results, Final Grades		



IRIS

Campus Improvement Plan 2015-2016

USHS - UNITED SOUTH HIGH SCHOOL

Goal 1 - Continue to improve student achievement.
Data Analyzed To Determine Need TEA 2015 Accountability Student Achievement Data Table, STAAR EOC Reports, DMAC instructional reports, TAPR
Long Range Goal By the year 2017, all students will reach high standards at Phase II Level II achievement standard.
Annual Performance Objective Math - To increase the percentage of overall students meeting state standard from <u>86%</u> to <u>90%</u> on the Math STAAR assessment. To increase the percentage of ELL students meeting state standard from 66% to 71% on the Math STAAR assessment. To increase the percentage of Special Education students meeting state standard from 65% to 70%

INIT #	AREA TARGETED	MAJOR SYSTEMS	COMPONENTS	CRITICAL SUCCESS FACTORS	CONTENT AREA	STRATEGIES, INITIATIVES AND REDESIGN	START DATE	PROJECTED COMP. DT	EVIDENCE OF IMPLEMENTATION
1	State Assessment	Instruction	Monitoring/ Evaluation of Quality, Technology Integration	Academic Performance, Teacher Quality	Math	Utilize instructional technology to accelerate student achievement such as TI Calculators, Smart Boards and Tablets	09/14/2015	06/03/2016	Lesson Plans, Walk-Throughs, clickers, documentation

INIT #	POPULATION	PERSON (S) RESPONSIBLE	RESOURCES BUDGET / HUMAN	FORMATIVE EVALUATION	SUMMATIVE	STATUS REPORT
1	ALL = All Students	Principal, Assistant Principal, Math Pathfinder, Lead Teacher Academic Coordinator	Gear Up Math Pathfinder Lead Teachers, Administrators \$ 4,800.00 Calculators (6399)SCE to support Math instruction for students	CBA's, Progress Reports	TAPR, EOC reports	



IRIS

Campus Improvement Plan 2015-2016

USHS - UNITED SOUTH HIGH SCHOOL

Goal	1 - Continue to improve student achievement.
Data Analyzed To Determine Need	TEA 2015 Accountability Student Achievement Data Table, STAAR EOC Reports, DMAC instructional reports, TAPR
Long Range Goal	By the year 2017, all students will reach high standards at Phase II Level II achievement standard.
Annual Performance Objective	Math - To increase the percentage of overall students meeting state standard from <u>86%</u> to <u>90%</u> on the Math STAAR assessment. To increase the percentage of ELL students meeting state standard from 66% to 71% on the Math STAAR assessment. To increase the percentage of Special Education students meeting state standard from 65% to 70%

INIT #	AREA TARGETED	MAJOR SYSTEMS	COMPONENTS	CRITICAL SUCCESS FACTORS	CONTENT AREA	STRATEGIES, INITIATIVES AND REDESIGN	START DATE	PROJECTED COMP. DT	EVIDENCE OF IMPLEMENTATION
3	State Assessment	Instruction, Data Systems, System Safeguards	Alignment of TEKS/ Vertical & Horizontal	Academic Performance, Learning Time, Quality Data	Math	Develop individual/small group intervention plans to address areas of difficulty.	09/28/2015	05/06/2016	Lesson Plans Walk throughs, Lock Ins Tutorials

INIT #	POPULATION	PERSON (S) RESPONSIBLE	RESOURCES BUDGET / HUMAN	EVALUATION		STATUS REPORT
				FORMATIVE	SUMMATIVE	
3	ALL = All Students, ESL = English as a Second Language, SE = Special Education ED = Economically Disadvantage,	Teachers, Math Pathfinder, Principals	Administration Pathfinder, Lead Teachers, Tutorials:	CBA's, Progress Reports	Report Cards STAAR EOC	



IRIS

Campus Improvement Plan 2015-2016

USHS - UNITED SOUTH HIGH SCHOOL

Goal	1 - Continue to improve student achievement.
Data Analyzed To Determine Need	TEA 2015 Accountability Student Achievement Data Table, STAAR EOC Reports, DMAC instructional reports, TAPR
Long Range Goal	By the year 2017, all students will reach high standards at Phase II Level II achievement standard.
Annual Performance Objective	Math - To increase the percentage of overall students meeting state standard from <u>86%</u> to <u>90%</u> on the Math STAAR assessment. To increase the percentage of ELL students meeting state standard from 66% to 71% on the Math STAAR assessment. To increase the percentage of Special Education students meeting state standard from 65% to 70%

INIT #	AREA TARGETED	MAJOR SYSTEMS	COMPONENTS	CRITICAL SUCCESS FACTORS	CONTENT AREA	STRATEGIES, INITIATIVES AND REDESIGN	START DATE	PROJECTED COMP. DT	EVIDENCE OF IMPLEMENTATION
4	State Assessment	Curriculum Assessment, Instruction, Student Support	Monitoring/Evaluation of implementation of Curriculum Alignment of TEKS	Academic Performance, Learning Time, Teacher Quality	Math	Divide all Math Teachers into teams with a Lead teacher heading the planning process for instruction and interventions acquisition of resources.	08/17/2015	06/03/2016	Lesson Plans Walk throughs Planning Sign Ins

INIT #	POPULATION	PERSON (S) RESPONSIBLE	RESOURCES BUDGET / HUMAN	FORMATIVE	EVALUATION	SUMMATIVE	STATUS REPORT
4	ALL = All Students	Principal, Assistant Principal, Teachers, Pathfinder	Pathfinder Academic Coordinator Lead Teachers Administration	Progress Reports, CBA's		EOC results, Report Card Grades	



IRIS Campus Improvement Plan 2015-2016

USHS - UNITED SOUTH HIGH SCHOOL

Goal 1 - Continue to improve student achievement.

Data Analyzed To Determine Need TEA 2015 Accountability Student Achievement Data Table, STAAR EOC Reports, DMAC instructional reports, TAPR

Long Range Goal By the year 2017, all students will reach high standards at Phase II Level II achievement standard.

Annual Performance Objective Math - To increase the percentage of overall students meeting state standard from 86% to 90% on the Math STAAR assessment.
 To increase the percentage of ELL students meeting state standard from 66% to 71% on the Math STAAR assessment.
 To increase the percentage of Special Education students meeting state standard from 65% to 70%

INIT #	AREA TARGETED	MAJOR SYSTEMS	COMPONENTS	CRITICAL SUCCESS FACTORS	CONTENT AREA	STRATEGIES, INITIATIVES AND REDESIGN	START DATE	PROJECTED COMP. DT	EVIDENCE OF IMPLEMENTATION
7	State Assessment	Instruction	Active Learning	Academic Performance	Math	Develop tutorial packets for teachers that target weaknesses	08/17/2015	06/03/2016	Lesson Plans, walkthroughs,

INIT #	POPULATION	PERSON (S) RESPONSIBLE	RESOURCES BUDGET / HUMAN	FORMATIVE EVALUATION	SUMMATIVE	STATUS REPORT
7	Mig = Migrant	Migrant Coordinator, Principal, Assistant Principal, Counselor	District Migrant Fund	CBA's, Benchmarks	EOC and Report Cards	



IRIS

Campus Improvement Plan 2015-2016

USHS - UNITED SOUTH HIGH SCHOOL

Goal 1 - Continue to improve student achievement.
Data Analyzed To Determine Need TEA 2015 Accountability Student Achievement Data Table, STAAR Confidential Campus Rosters, DMAC instructional reports
Long Range Goal By the year 2017, all students will reach high standards at the final Level II achievement standard.
Annual Performance Objective Science - To increase the percentage of overall students meeting state standard from <u>91%</u> to <u>96%</u> on the Science STAAR assessment. To increase the ELL percentage of ELL students meeting state standard from 74% to 79% on the Science STAAR assessment. To increase Special education percentage of students meeting state standard from 54% to 60% on the Science STAAR assessment.

INIT #	AREA TARGETED	MAJOR SYSTEMS	COMPONENTS	CRITICAL SUCCESS FACTORS	CONTENT AREA	STRATEGIES, INITIATIVES AND REDESIGN	START DATE	PROJECTED COMP. DT	EVIDENCE OF IMPLEMENTATION
1	State Assessment	Curriculum Assessment, Instruction	Monitoring Evaluation of Implementation of curriculum, Collaborative Planning	Academic Performance, Learning Time, Teacher Quality	Science	Divide Science teachers according to subject and provide a Lead teacher in each subject area to assist with planning and acquisition of resources	08/17/2015	06/03/2016	Lesson Plans Planning Walk throughs

INIT #	POPULATION	PERSON (S) RESPONSIBLE	RESOURCES BUDGET / HUMAN	FORMATIVE	EVALUATION	SUMMATIVE	STATUS REPORT
1	ALL = All Students	Principal, Assistant Principals, Lead Teachers , Science Pathfinder, Academic Coordinator	Science Pathfinder, Academic Coordinator, Lead Teachers	CBA Results Progress Reports Benchmarks	EOC TAPR		



IRIS

Campus Improvement Plan 2015-2016

USHS - UNITED SOUTH HIGH SCHOOL

Goal 1 - Continue to improve student achievement.

Data Analyzed To Determine Need TEA 2015 Accountability Student Achievement Data Table, STAAR Confidential Campus Rosters, DMAC instructional reports

Long Range Goal By the year 2017, all students will reach high standards at the final Level II achievement standard.

Annual Performance Objective Science - To increase the percentage of overall students meeting state standard from 91% to 96% on the Science STAAR assessment.
 To increase the ELL percentage of ELL students meeting state standard from 74% to 79% on the Science STAAR assessment.
 To increase Special education percentage of students meeting state standard from 54% to 60% on the Science STAAR assessment.

INIT #	AREA TARGETED	MAJOR SYSTEMS	COMPONENTS	CRITICAL SUCCESS FACTORS	CONTENT AREA	STRATEGIES, INITIATIVES AND REDESIGN	START DATE	PROJECTED COMP. DT	EVIDENCE OF IMPLEMENTATION
2	State Assessment	Curriculum Assessment, Instruction, Student Support	Active Learning, Technology Integration	Academic Performance, Learning Time	Science	Integrate Technology for student improved learning and extended learning	09/14/2015	06/03/2016	Walk throughs student product,

INIT #	POPULATION	PERSON (S) RESPONSIBLE	RESOURCES BUDGET / HUMAN	EVALUATION		STATUS REPORT
				FORMATIVE	SUMMATIVE	
2	ALL = All Students, AR = At Risk, SE = Special Education, ESL = English as a Second Language, G/T = Gifted and Talented	Science Teachers, Science Pathfinder, Academic Coordinator	Gear Up - Mini ipad class set- move to Junior class teacher District initiative: ipads for classroom smartboards	CBA, benchmarks, progress reports	Report cards EOC results	



IRIS

Campus Improvement Plan 2015-2016

USHS - UNITED SOUTH HIGH SCHOOL

Goal 1 - Continue to improve student achievement.
Data Analyzed To Determine Need TEA 2015 Accountability Student Achievement Data Table, STAAR Confidential Campus Rosters, DMAC instructional reports
Long Range Goal By the year 2017, all students will reach high standards at the final Level II achievement standard.
Annual Performance Objective Science - To increase the percentage of overall students meeting state standard from <u>91%</u> to <u>96%</u> on the Science STAAR assessment. To increase the ELL percentage of ELL students meeting state standard from 74% to 79% on the Science STAAR assessment. To increase Special education percentage of students meeting state standard from 54% to 60% on the Science STAAR assessment.

INIT #	AREA TARGETED	MAJOR SYSTEMS	COMPONENTS	CRITICAL SUCCESS FACTORS	CONTENT AREA	STRATEGIES, INITIATIVES AND REDESIGN	START DATE	PROJECTED COMP. DT	EVIDENCE OF IMPLEMENTATION
3	State Assessment	Curriculum Assessment, Instruction,	Effective Intervention Strategies	Academic Performance, Learning Time	Science	Provide Intervention through Scientific Investigation for identified students.	08/27/2015	06/03/2016	Walk throughs, Master schedule,

INIT #	POPULATION	PERSON (S) RESPONSIBLE	RESOURCES BUDGET / HUMAN	EVALUATION	STATUS REPORT
				FORMATIVE	SUMMATIVE
3	AR = At Risk	Science Pathfinder, Special Pop's Coordinator, Academic Coordinators, Administration, Counselors	Campus Counselors Administration Science Pathfinder Lead teachers	CBA's, Benchmarks Progress Provide Intervention through Scientific Investigation for identified students.Reports	Report Cards, EOC results



IRIS

Campus Improvement Plan 2015-2016

USHS - UNITED SOUTH HIGH SCHOOL

Goal 1 - Continue to improve student achievement.
Data Analyzed To Determine Need TEA 2015 Accountability Student Achievement Data Table, STAAR Confidential Campus Rosters, DMAC instructional reports
Long Range Goal By the year 2017, all students will reach high standards at the final Level II achievement standard.
Annual Performance Objective Science - To increase the percentage of overall students meeting state standard from <u>91%</u> to <u>96%</u> on the Science STAAR assessment. To increase the ELL percentage of ELL students meeting state standard from 74% to 79% on the Science STAAR assessment. To increase Special education percentage of students meeting state standard from 54% to 60% on the Science STAAR assessment.

INIT #	AREA TARGETED	MAJOR SYSTEMS	COMPONENTS	CRITICAL SUCCESS FACTORS	CONTENT AREA	STRATEGIES, INITIATIVES AND REDESIGN	START DATE	PROJECTED COMP. DT	EVIDENCE OF IMPLEMENTATION
4	State Assessment	Curriculum Assessment, Instruction, Student Support, System Safeguards	Differentiation to meet needs, Monitoring of implementation	Academic Performance, Learning Time	Science	Utilize ELL strategies, and hands on activities to promote differentiation in Science classrooms	08/17/2015	06/03/2016	Walk throughs teacher planning sign ins

INIT #	POPULATION	PERSON (S) RESPONSIBLE	RESOURCES BUDGET / HUMAN	FORMATIVE	EVALUATION	SUMMATIVE	STATUS REPORT
4	ALL = All Students, ED = Economically Disadvantage, ESL = English as a Second Language, SE = Special Education	Principal, Teachers, Science Pathfinder, Academic Coordinator	Workshop - Gear Up Science Pathfinder, Principal, Assistant Principals, Lead teachers	Progress Reports Benchmarks, DMAC Reports CBAs	EOC Results, TELPAS results		



IRIS

Campus Improvement Plan 2015-2016

USHS - UNITED SOUTH HIGH SCHOOL

Goal	1 - Continue to improve student achievement.
Data Analyzed To Determine Need	TEA 2015 Accountability Student Achievement Data Table, STAAR Confidential Campus Rosters, DMAC Instructional Reports
Long Range Goal	By the year 2017, all students will reach high standards at the final Level II achievement standard.
Annual Performance Objective	Social Studies - To increase the percentage of overall students meeting state standard from <u>90%</u> to <u>95%</u> on the Social Studies STAAR assessment. To increase the percentage of ELL students meeting state standard from 68% to 73% on the Social Studies STAAR assessment. To increase the percentage of Special Education meeting state standard from 46% to 51% on the Social Studies STAAR assessment.

INIT #	AREA TARGETED	MAJOR SYSTEMS	COMPONENTS	CRITICAL SUCCESS FACTORS	CONTENT AREA	STRATEGIES, INITIATIVES AND REDESIGN	START DATE	PROJECTED COMP. DT	EVIDENCE OF IMPLEMENTATION
1	State Assessment	Instruction, Student Support, System Safeguards	Instructional Processes/Pedagogy	Academic Performance, Teacher Quality	Social Studies	Provide ELL strategies through word walls, visuals, and current events to promote understanding for all students	08/24/2015	06/02/2016	Walk throughs planning sign ins

INIT #	POPULATION	PERSON (S) RESPONSIBLE	RESOURCES BUDGET / HUMAN	EVALUATION		STATUS REPORT
				FORMATIVE	SUMMATIVE	
1	AR = At Risk, ED = Economically Disadvantaged, ESL = English as a Second Language, SE = Special Education	Social Studies Dept. Chair, Principal, Assistant Principal, Academic Coordinator	ELL Resources Academic Coordinators, Special Pop Coordinator, District S.S. Coordinator	CBAs, Benchmarks, Progress Reports	Report Cards, EOC Results	



IRIS

Campus Improvement Plan 2015-2016

USHS - UNITED SOUTH HIGH SCHOOL

Goal 1 - Continue to improve student achievement.
Data Analyzed To Determine Need TEA 2015 Accountability Student Achievement Data Table, STAAR Confidential Campus Rosters, DMAC Instructional Reports
Long Range Goal By the year 2017, all students will reach high standards at the final Level II achievement standard.
Annual Performance Objective Social Studies - To increase the percentage of overall students meeting state standard from <u>90%</u> to <u>95%</u> on the Social Studies STAAR assessment. To increase the percentage of ELL students meeting state standard from 68% to 73% on the Social Studies STAAR assessment. To increase the percentage of Special Education meeting state standard from 46% to 51% on the Social Studies STAAR assessment.

INIT #	AREA TARGETED	MAJOR SYSTEMS	COMPONENTS	CRITICAL SUCCESS FACTORS	CONTENT AREA	STRATEGIES, INITIATIVES AND REDESIGN	START DATE	PROJECTED COMP. DT	EVIDENCE OF IMPLEMENTATION
2	State Assessment	Curriculum Assessment	Curriculum Sequence/Pacing	Academic Performance, Learning Time,	Social Studies	Establish a CLAR U.S. History course to increase students attempting and passing AP US History Exam	08/24/2015	06/03/2016	Master Schedule, Walk throughs

INIT #	POPULATION	PERSON (S) RESPONSIBLE	RESOURCES BUDGET / HUMAN	FORMATIVE	EVALUATION	SUMMATIVE	STATUS REPORT
2	ALL = All Students, G/T = Gifted and Talented	Principal Campus Counselors Social Studies Dept. Chair	Instructional Materials	Progress Reports	AP U.S. History Results	EOC Results	



IRIS

Campus Improvement Plan 2015-2016

USHS - UNITED SOUTH HIGH SCHOOL

Goal 1 - Continue to improve student achievement.

Data Analyzed To Determine Need TEA 2015 Accountability Student Achievement Data Table, STAAR Confidential Campus Rosters, DMAC Instructional Reports

Long Range Goal By the year 2017, all students will reach high standards at the final Level II achievement standard.

Annual Performance Objective Social Studies - To increase the percentage of overall students meeting state standard from 90% to 95% on the Social Studies STAAR assessment.
 To increase the percentage of ELL students meeting state standard from 68% to 73% on the Social Studies STAAR assessment.
 To increase the percentage of Special Education meeting state standard from 46% to 51% on the Social Studies STAAR assessment.

INIT #	AREA TARGETED	MAJOR SYSTEMS	COMPONENTS	CRITICAL SUCCESS FACTORS	CONTENT AREA	STRATEGIES, INITIATIVES AND REDESIGN	START DATE	PROJECTED COMP. DT	EVIDENCE OF IMPLEMENTATION
3	State Assessment	Instruction, Student Support, Culture/Climate	Active Learning, Extended Learning Opportunities, High Expectations	Academic Performance	Social Studies	Facilitate visits for students to museums, presidential libraries and historical points of contact and participate in Renaissance Festival	10/12/2015	02/26/2016	Travel packets, walk throughs, student products

INIT #	POPULATION	PERSON (S) RESPONSIBLE	RESOURCES BUDGET / HUMAN	FORMATIVE EVALUATION	SUMMATIVE EVALUATION	STATUS REPORT
3	ALL = All Students, ED = Economically disadvantaged ,G/T = Gifted and Talented, SE = Special Education,ESL = English as a Second Language	S.S. Dept. Chair, Academic Coordinators, Administration	Teachers, Administration	Progress Reports, CBAs	EOC Results, Report Card, Grades, & Attendance	



IRIS

Campus Improvement Plan 2015-2016

USHS - UNITED SOUTH HIGH SCHOOL

Goal 1 - Continue to improve student achievement.
Data Analyzed To Determine Need TEA 2015 Accountability Student Achievement Data Table, STAAR Confidential Campus Rosters, DMAC Instructional Reports
Long Range Goal By the year 2017, all students will reach high standards at the final Level II achievement standard.
Annual Performance Objective Social Studies - To increase the percentage of overall students meeting state standard from <u>90%</u> to <u>95%</u> on the Social Studies STAAR assessment. To increase the percentage of ELL students meeting state standard from 68% to 73% on the Social Studies STAAR assessment. To increase the percentage of Special Education meeting state standard from 46% to 51% on the Social Studies STAAR assessment.

INIT #	AREA TARGETED	MAJOR SYSTEMS	COMPONENTS	CRITICAL SUCCESS FACTORS	CONTENT AREA	STRATEGIES, INITIATIVES AND REDESIGN	START DATE	PROJECTED COMP. DT	EVIDENCE OF IMPLEMENTATION
4	State Assessment	Instruction, Curriculum Assessment	Daily Monitoring of student progress, Differentiation to meet needs, modeling mentoring	Academic Performance	Social Studies	Maximize the number of inclusion teachers available on the Social Studies classrooms	08/27/2015	06/03/2016	Inclusion schedule plan of action walk throughs

INIT #	POPULATION	PERSON (S) RESPONSIBLE	RESOURCES BUDGET / HUMAN	FORMATIVE	EVALUATION	SUMMATIVE	STATUS REPORT
4	ESL = English as a Second Language	Principal, Assistant Principal, SS Dept. Chair Teachers	Inclusion Teachers Special Education Campus Coordinator Administration	Progress Reports	Report Cards, STAAR EOC		



IRIS

Campus Improvement Plan 2015-2016

USHS - UNITED SOUTH HIGH SCHOOL

Goal 1 - Continue to improve student achievement.

Data Analyzed To Determine Need TEA 2015 Accountability Student Achievement Data Table, STAAR Confidential Campus Rosters, DMAC Instructional Reports

Long Range Goal By the year 2017, all students will reach high standards at the final Level II achievement standard.

Annual Performance Objective Social Studies - To increase the percentage of overall students meeting state standard from 90% to 95% on the Social Studies STAAR assessment.
 To increase the percentage of ELL students meeting state standard from 68% to 73% on the Social Studies STAAR assessment.
 To increase the percentage of Special Education meeting state standard from 46% to 51% on the Social Studies STAAR assessment.

INIT #	AREA TARGETED	MAJOR SYSTEMS	COMPONENTS	CRITICAL SUCCESS FACTORS	CONTENT AREA	STRATEGIES, INITIATIVES AND REDESIGN	START DATE	PROJECTED COMP. DT	EVIDENCE OF IMPLEMENTATION
5	State Assessment	Instruction, Curriculum Assessment, System Safeguards	Daily Monitoring of student progress, differentiation to meet needs	Academic Performance	Social Studies	Continue to utilize usatest prep & Study Island to maximize learning for Special Education and ELL Populations	09/14/2015	05/30/2016	usatest prep student reports

INIT #	POPULATION	PERSON (S) RESPONSIBLE	RESOURCES BUDGET / HUMAN	EVALUATION		STATUS REPORT
				FORMATIVE	SUMMATIVE	
5	SE = Special Education, ESL = English as a Second Language, ALL = All Students	Principal, Assistant Principal, Dept. Chair for SS, Teachers, Academic Coordinator	usatest prep program SS teachers and Dept. Chair Administration	usatestprep reports benchmarks progress reports	usatest prep reports EOC results Report Cards	



IRIS

Campus Improvement Plan 2015-2016

USHS - UNITED SOUTH HIGH SCHOOL

Goal 1 - Continue to improve student achievement.
Data Analyzed To Determine Need TEA 2015 Accountability Student Achievement Data Table, STAAR Confidential Campus Rosters, DMAC Instructional Reports
Long Range Goal By the year 2017, all students will reach high standards at the final Level II achievement standard.
Annual Performance Objective Social Studies - To increase the percentage of overall students meeting state standard from <u>90%</u> to <u>95%</u> on the Social Studies STAAR assessment. To increase the percentage of ELL students meeting state standard from 68% to 73% on the Social Studies STAAR assessment. To increase the percentage of Special Education meeting state standard from 46% to 51% on the Social Studies STAAR assessment.

INIT #	AREA TARGETED	MAJOR SYSTEMS	COMPONENTS	CRITICAL SUCCESS FACTORS	CONTENT AREA	STRATEGIES, INITIATIVES AND REDESIGN	START DATE	PROJECTED COMP. DT	EVIDENCE OF IMPLEMENTATION
6	State Assessment	Curriculum Assessment	Monitoring of Implementation (PD)	Academic Performance	Social Studies	Campus Common Assessments will be developed and used to strengthen and support student performance on state assessments.	08/24/2015	06/03/2016	Common assessments, walk throughs

INIT #	POPULATION	PERSON (S) RESPONSIBLE	RESOURCES BUDGET / HUMAN	FORMATIVE	EVALUATION	SUMMATIVE	STATUS REPORT
6	ESL = English as a Second Language, ED = Economically Disadvantage, ALL = All Students, AR = At Risk, SE = Special Education	Dept. Chair, Teachers, Principal, Assistant Principal, Academic Coordinators	Dept. Chair usatest prep/STAAR 1Bank Teachers Administration	Common assessments benchmarks CBAs	EOC Results Report Cards		



IRIS

Campus Improvement Plan 2015-2016

USHS - UNITED SOUTH HIGH SCHOOL

Goal 1 - Continue to improve student achievement.
Data Analyzed To Determine Need TEA 2015 Accountability Student Achievement Data Table, STAAR Confidential Campus Rosters, DMAC Instructional Reports
Long Range Goal By the year 2017, all students will reach high standards at the final Level II achievement standard.
Annual Performance Objective Social Studies - To increase the percentage of overall students meeting state standard from <u>90%</u> to <u>95%</u> on the Social Studies STAAR assessment. To increase the percentage of ELL students meeting state standard from 68% to 73% on the Social Studies STAAR assessment. To increase the percentage of Special Education meeting state standard from 46% to 51% on the Social Studies STAAR assessment.

INIT #	AREA TARGETED	MAJOR SYSTEMS	COMPONENTS	CRITICAL SUCCESS FACTORS	CONTENT AREA	STRATEGIES, INITIATIVES AND REDESIGN	START DATE	PROJECTED COMP. DT	EVIDENCE OF IMPLEMENTATION
7	State Assessment	Curriculum Assessment	Monitoring/ Evaluation of Curriculum Implementation	Academic Performance	Social Studies	Create a competition between classes in all Social Studies subjects. Challenges based on common assessment results.	10/27/2014	04/25/2016	Competitions

INIT #	POPULATION	PERSON (S) RESPONSIBLE	RESOURCES BUDGET / HUMAN	EVALUATION	STATUS REPORT
7	ALL = All Students	Principal, Assistant Principal, Dept. Chair, Teachers	Challenges, competitions organized by Social Studies Teachers.	FORMATIVE: CBAs, benchmark SUMMATIVE: EOC	



IRIS

Campus Improvement Plan 2015-2016

USHS - UNITED SOUTH HIGH SCHOOL

Goal	1 - Continue to improve student achievement.
Data Analyzed To Determine Need	TEA 2015 Accountability Student Achievement Data Table, STAAR Confidential Campus Rosters, DMAC Instructional Reports
Long Range Goal	By the year 2017, all students will reach high standards at the final Level II achievement standard.
Annual Performance Objective	Social Studies - To increase the percentage of overall students meeting state standard from <u>90%</u> to <u>95%</u> on the Social Studies STAAR assessment. To increase the percentage of ELL students meeting state standard from 68% to 73% on the Social Studies STAAR assessment. To increase the percentage of Special Education meeting state standard from 46% to 51% on the Social Studies STAAR assessment.

INIT #	AREA TARGETED	MAJOR SYSTEMS	COMPONENTS	CRITICAL SUCCESS FACTORS	CONTENT AREA	STRATEGIES, INITIATIVES AND REDESIGN	START DATE	PROJECTED COMP. DT	EVIDENCE OF IMPLEMENTATION
8	State Assessment	Instruction, System Safeguards	Integrated/ Interdisciplinary	Academic Performance, Teacher Quality, Learning Time	Social Studies	Integrate reading strategies through chosen novels for AP and PRE AP Courses and suggested passages in Social Studies classes. Use HEQ's to increase rigor and relevance in the daily lessons. Apply this model to Foreign Language courses as they integrate culture and historical aspects in conjunction with literature and a variety of genres.	08/17/2015	05/30/2016	HEQ's Walk throughs Lesson Plans

INIT #	POPULATION	PERSON (S) RESPONSIBLE	RESOURCES BUDGET / HUMAN	FORMATIVE EVALUATION	SUMMATIVE	STATUS REPORT
8	ALL = All Students, ESL = English as a Second Language	Dept. Chair, Teachers, Administration	Purchase novels to increase reading through the content areas.	CBAs Benchmarks	EOC	



IRIS Campus Improvement Plan 2015-2016

USHS - UNITED SOUTH HIGH SCHOOL

Goal 1 - Continue to improve student achievement.
Data Analyzed To Determine Need TAPR, DMAC Instructional Reports,
Long Range Goal Provide opportunities for Career and Technology Education students to gain entry-level employment in a high-skill, high-wage job or continuing their education at the post secondary level.
Annual Performance Objective Enrichment Curriculum - To increase the number of students who participate in Career and Technology Education who achieve industry-recognized certifications from 40% to 60%.

INIT #	AREA TARGETED	MAJOR SYSTEMS	COMPONENTS	CRITICAL SUCCESS FACTORS	CONTENT AREA	STRATEGIES, INITIATIVES AND REDESIGN	START DATE	PROJECTED COMP. DT	EVIDENCE OF IMPLEMENTATION
1	State Assessment	Instruction	Targeted Professional Development with support, Collaborative Planning, Active Learning,	Academic Performance, Teacher Quality	Reading / ELA, All content areas	Provide innovative staff development that will allow all teachers to incorporate writing in their curriculum(i.e. word problems, lab reports, cause/effect analysis, reports in art, letters/resumes in CTE	08/17/2015	06/03/2016	ERO Reports Sign In Lesson Plans Walk Throughs

INIT #	POPULATION	PERSON (S) RESPONSIBLE	RESOURCES BUDGET / HUMAN	EVALUATION	STATUS REPORT
				FORMATIVE	SUMMATIVE
1	ALL = All Students, ED = Economically Disadvantage,ESL = English as a Second Language,SE = Special Education, G/T = Gifted and Talented,	Academic Coordinator, Principal, Assistant Principal, Teachers, Magnet Dean	Faculty and department chairs,	Enrollment in Courses Benchmark results	Report Card Grades Number of Certifications Acquired



IRIS

Campus Improvement Plan 2015-2016

USHS - UNITED SOUTH HIGH SCHOOL

Goal	1 - Continue to improve student achievement.
Data Analyzed To Determine Need	TAPR, DMAC Instructional Reports,
Long Range Goal	Provide opportunities for Career and Technology Education students to gain entry-level employment in a high-skill, high-wage job or continuing their education at the post secondary level.
Annual Performance Objective	Enrichment Curriculum - To increase the number of students who participate in Career and Technology Education who achieve industry-recognized certifications from 40% to 60%.

INIT #	AREA TARGETED	MAJOR SYSTEMS	COMPONENTS	CRITICAL SUCCESS FACTORS	CONTENT AREA	STRATEGIES, INITIATIVES AND REDESIGN	START DATE	PROJECTED COMP. DT	EVIDENCE OF IMPLEMENTATION
2	State Assessment	Curriculum Assessment	Daily Monitoring of Student Progress	Academic Performance	Enrichment Curriculum (CATE)	Align Courses so that students can take prerequisites needed for each CATE course that has a certification.	07/27/2015	06/03/2016	increase in Certifications Master Schedule

INIT #	POPULATION	PERSON (S) RESPONSIBLE	RESOURCES BUDGET / HUMAN	EVALUATION		STATUS REPORT
				FORMATIVE	SUMMATIVE	
2	ESL = English as a Second Language, SE = Special Education, ALL = All Students	Principal, Campus Counselors, CATE teachers	Administrators, CATE teachers	Student benchmarks, progress reports, enrollment	EOC results Certification results	



IRIS

Campus Improvement Plan 2015-2016

USHS - UNITED SOUTH HIGH SCHOOL

Goal 1 - Continue to improve student achievement.
Data Analyzed To Determine Need TAPR, DMAC Instructional Reports,
Long Range Goal Provide opportunities for Career and Technology Education students to gain entry-level employment in a high-skill, high-wage job or continuing their education at the post secondary level.
Annual Performance Objective Enrichment Curriculum - To increase the number of students who participate in Career and Technology Education who achieve industry-recognized certifications from 40% to 60%.

INIT #	AREA TARGETED	MAJOR SYSTEMS	COMPONENTS	CRITICAL SUCCESS FACTORS	CONTENT AREA	STRATEGIES, INITIATIVES AND REDESIGN	START DATE	PROJECTED COMP. DT	EVIDENCE OF IMPLEMENTATION
3	State Assessment	Curriculum Assessment	Daily Monitoring of Student Progress	Academic Performance, Quality Data	Enrichment Curriculum (CATE)	Utilize campus reports to maintain a running record of students who will be taking certifications and monitor progress	09/14/2015	06/03/2016	Spreadsheets certifications

INIT #	POPULATION	PERSON (S) RESPONSIBLE	RESOURCES BUDGET / HUMAN	FORMATIVE	EVALUATION	SUMMATIVE	STATUS REPORT
3	ALL = All Students, ED = Economically Disadvantage, ESL = English as a Second Language, SE = Special Education	Campus Coordinators Administration CATE teachers	Administration CATE teachers Campus Coordinators	Progress Reports Benchmarks		Report cards EOC results Certifications	



IRIS Campus Improvement Plan 2015-2016

USHS - UNITED SOUTH HIGH SCHOOL

Goal 1 - Continue to improve student achievement.
Data Analyzed To Determine Need TAPR, DMAC Instructional Reports,
Long Range Goal Provide opportunities for Career and Technology Education students to gain entry-level employment in a high-skill, high-wage job or continuing their education at the post secondary level.
Annual Performance Objective Enrichment Curriculum - To increase the number of students who participate in Career and Technology Education who achieve industry-recognized certifications from 40% to 60%.

INIT #	AREA TARGETED	MAJOR SYSTEMS	COMPONENTS	CRITICAL SUCCESS FACTORS	CONTENT AREA	STRATEGIES, INITIATIVES AND REDESIGN	START DATE	PROJECTED COMP. DT	EVIDENCE OF IMPLEMENTATION
4	State Assessment	Student Support	Extended Learning Opportunities	Academic Performance, School Climate	Enrichment Curriculum (CATE)	Develop a campus CATE Night to provide opportunity for students to display and explain their competition projects and develop interest in different industries.	02/08/2016	03/11/2016	Sign In Sheets, Community feedback

INIT #	POPULATION	PERSON (S) RESPONSIBLE	RESOURCES BUDGET / HUMAN	FORMATIVE EVALUATION	SUMMATIVE EVALUATION	STATUS REPORT
4	ALL = All Students	Principal, Assistant Principal, Teachers,	CATE	Progress Reports, Attendance	Report Card, HB5 Matrix, Competition outcome, # of Certifications earned	No Progress



IRIS

Campus Improvement Plan 2015-2016

USHS - UNITED SOUTH HIGH SCHOOL

Goal 1 - Continue to Improve Student Achievement.

Data Analyzed To Determine Need Title III AMAOS STANDARDS, TELPAS Yearly Achievement Summaries (DMAC), STAAR Confidential Campus Rosters, DMAC Instructional Reports

Long Range Goal By the year 2017, all students will reach high standards at the final Level II achievement standard.

Annual Performance Objective ELL - To increase the percentage of ELL students progressing one proficiency level from 33% to 60% and ELL students with 1-4 years in US schools attaining Advanced High from 3% to 35% and ELL students with 5+ years in US schools attaining Advanced High from 17% to 50%.

INIT #	AREA TARGETED	MAJOR SYSTEMS	COMPONENTS	CRITICAL SUCCESS FACTORS	CONTENT AREA	STRATEGIES, INITIATIVES AND REDESIGN	START DATE	PROJECTED COMP. DT	EVIDENCE OF IMPLEMENTATION
1	State Assessment	Instruction	Active Learning, Collaborative Planning	Academic Performance, Quality Data, Learning Time	Reading / ELA, Math, Science, Social Studies, ELL	Benchmarks & CBAs Analyze data to enhance learning for all students	08/17/2015	06/03/2016	Walk throughs Teacher planning

INIT #	POPULATION	PERSON (S) RESPONSIBLE	RESOURCES BUDGET / HUMAN	FORMATIVE EVALUATION	SUMMATIVE EVALUATION	STATUS REPORT
1	,ESL = English as a Second Language ED = Economically Disadvantage, SE = Special Education	Principal, Assistant Principal, Academic Coordinator, Special Pop Coordinator Teacher	ELL Resources Teachers	DMAC Reports Progress Reports	EOC Results, TAPR Results	



IRIS

Campus Improvement Plan 2015-2016

USHS - UNITED SOUTH HIGH SCHOOL

Goal 1 - Continue to Improve Student Achievement.
Data Analyzed To Determine Need Title III AMAOS STANDARDS, TELPAS Yearly Achievement Summaries (DMAC), STAAR Confidential Campus Rosters, DMAC Instructional Reports
Long Range Goal By the year 2017, all students will reach high standards at the final Level II achievement standard.
Annual Performance Objective ELL - To increase the percentage of ELL students progressing one proficiency level from 33% to 60% and ELL students with 1-4 years in US schools attaining Advanced High from <u>3%</u> to <u>35%</u> and ELL students with 5+ years in US schools attaining Advanced High from <u>17%</u> to <u>50%</u> .

INIT #	AREA TARGETED	MAJOR SYSTEMS	COMPONENTS	CRITICAL SUCCESS FACTORS	CONTENT AREA	STRATEGIES, INITIATIVES AND REDESIGN	START DATE	PROJECTED COMP. DT	EVIDENCE OF IMPLEMENTATION
2	State Assessment	Curriculum Assessment, System Safeguards	Daily Monitoring of Student Progress, Relevance	Academic Performance, Learning Time	Reading/ELA	Use of Achieve 3000 to target reading and writing strategies through Science and Social Studies. Reports will assist teachers in determining student improvement	09/14/2015	06/03/2016	Achieve 3000 Reports, Walk throughs

INIT #	POPULATION	PERSON (S) RESPONSIBLE	RESOURCES BUDGET / HUMAN	FORMATIVE	EVALUATION	SUMMATIVE	STATUS REPORT
2	ESL = English as a Second Language, ED = Economically disadvantaged, SE = Special Education	Campus Coordinators, Teachers, Principal, Assistant Principal	Achieve 3000 - Gear Up	Achieve 3000 Reports Benchmarks	Report Card Grades	EOC Results	



IRIS

Campus Improvement Plan 2015-2016

USHS - UNITED SOUTH HIGH SCHOOL

Goal 1 - Continue to Improve Student Achievement.
Data Analyzed To Determine Need Title III AMAOS STANDARDS, TELPAS Yearly Achievement Summaries (DMAC), STAAR Confidential Campus Rosters, DMAC Instructional Reports
Long Range Goal By the year 2017, all students will reach high standards at the final Level II achievement standard.
Annual Performance Objective ELL - To increase the percentage of ELL students progressing one proficiency level from 33% to 60% and ELL students with 1-4 years in US schools attaining Advanced High from <u>3%</u> to <u>35%</u> and ELL students with 5+ years in US schools attaining Advanced High from <u>17%</u> to <u>50%</u> .

INIT #	AREA TARGETED	MAJOR SYSTEMS	COMPONENTS	CRITICAL SUCCESS FACTORS	CONTENT AREA	STRATEGIES, INITIATIVES AND REDESIGN	START DATE	PROJECTED COMP. DT	EVIDENCE OF IMPLEMENTATION
3	State Assessment	Curriculum Assessment, System Safeguards	Daily Monitoring of Student Progress	Academic Performance, Quality Data	Reading/ELA, Math, Science, Social Studies, ELL	Address ELL student performance throughout the school year with the assistance of the Special Pop's Coordinator and offer interventions such as tutorials, pullouts and tiered instruction in the classroom.	09/28/2015	05/06/2016	Walk throughs DMAC Reports by teacher

INIT #	POPULATION	PERSON (S) RESPONSIBLE	RESOURCES BUDGET / HUMAN	FORMATIVE EVALUATION	SUMMATIVE EVALUATION	STATUS REPORT
3	AR = At Risk, ESL = English as a Second Language, SE = Special Education	Special Pop's Coordinator Teachers, Academic Coordinator, Administration	Special Pop's Coordinator Administration Dept. Chairs	Progress Reports Failure Reports	Report Card Grades, STAAR EOC	



IRIS

Campus Improvement Plan 2015-2016

USHS - UNITED SOUTH HIGH SCHOOL

Goal 1 - Continue to Improve Student Achievement.
Data Analyzed To Determine Need Title III AMAOS STANDARDS, TELPAS Yearly Achievement Summaries (DMAC), STAAR Confidential Campus Rosters, DMAC Instructional Reports
Long Range Goal By the year 2017, all students will reach high standards at the final Level II achievement standard.
Annual Performance Objective ELL - To increase the percentage of ELL students progressing one proficiency level from 33% to 60% and ELL students with 1-4 years in US schools attaining Advanced High from <u>3%</u> to <u>35%</u> and ELL students with 5+ years in US schools attaining Advanced High from <u>17%</u> to <u>50%</u> .

INIT #	AREA TARGETED	MAJOR SYSTEMS	COMPONENTS	CRITICAL SUCCESS FACTORS	CONTENT AREA	STRATEGIES, INITIATIVES AND REDESIGN	START DATE	PROJECTED COMP. DT	EVIDENCE OF IMPLEMENTATION
4	State Assessment	Instruction, Student Support, System Safeguards	Alignment of Curriculum	Academic Performance, Learning Time	ELL	Writing & Vocabulary Development across the curriculum. All subject areas will focus on vocabulary development to target language acquisition.	09/14/2015	05/06/2016	Walk through Student Product

INIT #	POPULATION	PERSON (S) RESPONSIBLE	RESOURCES BUDGET / HUMAN	FORMATIVE	EVALUATION	SUMMATIVE	STATUS REPORT
4	ESL = English as a Second Language	Dept. Chairs Teachers, Administration	Administration, Dept. Chairs	Progress Reports	Report Cards, STAAR EOC		



IRIS

Campus Improvement Plan 2015-2016

USHS - UNITED SOUTH HIGH SCHOOL

Goal 1 - Continue to increase the District's graduation and completion rate.
Data Analyzed To Determine Need TAPR 2015 Index 4 Postsecondary Readiness Calculation Report
Long Range Goal By the year 2017, 98% of all high school students will graduate.
Annual Performance Objective Graduation Rate - To increase the graduation rate from <u>94.2%</u> to <u>96%</u> . To reduce the dropout rate from <u>1.77%</u> to <u>1%</u> for pregnant and/or parenting students.

INIT #	AREA TARGETED	MAJOR SYSTEMS	COMPONENTS	CRITICAL SUCCESS FACTORS	CONTENT AREA	STRATEGIES, INITIATIVES AND REDESIGN	START DATE	PROJECTED COMP. DT	EVIDENCE OF IMPLEMENTATION
1	Graduation	Curriculum Assessment	Alignment TEKS/ Vertical/ Horizontal, Curriculum Sequence/ Pacing	Academic Performance	Graduation Rate	Assess student progress to determine needs and provide intervention through tutorials, STAAR classes, and Odyssey Ware	08/17/2015	06/03/2016	Tutorial sign in sheets Odyssey ware completions

INIT #	POPULATION	PERSON (S) RESPONSIBLE	RESOURCES BUDGET / HUMAN	FORMATIVE EVALUATION	SUMMATIVE EVALUATION	STATUS REPORT
1	,ALL = All Students AR = At Risk	Principal, Assistant Principal, Counselors, Teachers	Teacher Training Administration Counselors	Student Progress Reports Benchmarks Tutorial attendance	Report Cards EOC Results Odyssey Ware Completion	



IRIS

Campus Improvement Plan 2015-2016

USHS - UNITED SOUTH HIGH SCHOOL

Goal 1 - Continue to increase the District's graduation and completion rate.
Data Analyzed To Determine Need TAPR 2015 Index 4 Postsecondary Readiness Calculation Report
Long Range Goal By the year 2017, 98% of all high school students will graduate.
Annual Performance Objective Graduation Rate - To increase the graduation rate from <u>94.2%</u> to <u>96%</u> . To reduce the dropout rate from <u>1.77%</u> to <u>1%</u> for pregnant and/or parenting students.

INIT #	AREA TARGETED	MAJOR SYSTEMS	COMPONENTS	CRITICAL SUCCESS FACTORS	CONTENT AREA	STRATEGIES, INITIATIVES AND REDESIGN	START DATE	PROJECTED COMP. DT	EVIDENCE OF IMPLEMENTATION
2	Graduation	Curriculum Assessment, Instruction, System	Acceleration/credit recovery, Effective Intervention Strategies, Response To Intervention	Academic Performance	Graduation Rate, Dropout Reduction	Establish the PAWS recovery program to provide opportunity for students to improve their academic standing.	08/17/2015	06/03/2016	PAW Program Documentation

INIT #	POPULATION	PERSON (S) RESPONSIBLE	RESOURCES BUDGET / HUMAN	FORMATIVE EVALUATION	SUMMATIVE EVALUATION	STATUS REPORT
2	AR = At Risk	Principal, Assistant Principals, Counselors, Teachers	Administration, Teachers, Counselors	PAW Recovery Program documentation	Student Report Cards Failure Reports Graduation Numbers	



IRIS

Campus Improvement Plan 2015-2016

USHS - UNITED SOUTH HIGH SCHOOL

Goal 1 - Continue to increase the District's graduation and completion rate.
Data Analyzed To Determine Need TAPR 2015 Index 4 Postsecondary Readiness Calculation Report
Long Range Goal By the year 2017, 98% of all high school students will graduate.
Annual Performance Objective Graduation Rate - To increase the graduation rate from <u>94.2%</u> to <u>96%</u> . To reduce the dropout rate from <u>1.77%</u> to <u>1%</u> for pregnant and/or parenting students.

INIT #	AREA TARGETED	MAJOR SYSTEMS	COMPONENTS	CRITICAL SUCCESS FACTORS	CONTENT AREA	STRATEGIES, INITIATIVES AND REDESIGN	START DATE	PROJECTED COMP. DT	EVIDENCE OF IMPLEMENTATION
3	Graduation	Instruction, Student Support	Acceleration/credit recovery, Effective Intervention	Academic Performance	Graduation Rate, Dropout Reduction	Organize the HS 101 course so that 9th grade students can transition to high school. Teachers will collaborate to ensure class success.	08/17/2015	06/03/2016	Student Progress Walk throughs

INIT #	POPULATION	PERSON (S) RESPONSIBLE	RESOURCES BUDGET / HUMAN	FORMATIVE EVALUATION	SUMMATIVE	STATUS REPORT
3	ALL = All Students, AR = At Risk	Teachers, Administrators, counselors	Administration, Teachers, Counselors	Student Progress	Report Card Grades	



IRIS

Campus Improvement Plan 2015-2016

USHS - UNITED SOUTH HIGH SCHOOL

Goal	1 - Continue to increase the District's graduation and completion rate.
Data Analyzed To Determine Need	TAPR 2015 Index 4 Postsecondary Readiness Calculation Report
Long Range Goal	By the year 2017, 98% of all high school students will graduate.
Annual Performance Objective	Graduation Rate - To increase the graduation rate from <u>94.2%</u> to <u>96%</u> . To reduce the dropout rate from <u>1.77%</u> to <u>1%</u> for pregnant and/or parenting students.

INIT #	AREA TARGETED	MAJOR SYSTEMS	COMPONENTS	CRITICAL SUCCESS FACTORS	CONTENT AREA	STRATEGIES, INITIATIVES AND REDESIGN	START DATE	PROJECTED COMP. DT	EVIDENCE OF IMPLEMENTATION
4	Graduation, Dropout	Instruction, Student Support	Acceleration/credit recovery	Academic Performance	PEP	Identify pregnant/parenting teens and provide access to academic credits.	08/24/2015	06/03/2016	Student progress

INIT #	POPULATION	PERSON (S) RESPONSIBLE	RESOURCES BUDGET / HUMAN	FORMATIVE EVALUATION	SUMMATIVE EVALUATION	STATUS REPORT
4	AR = At Risk	Campus Counselor, PEP Case Manager, PEP Coordinator	SCE (pending), Odysseyware and Principals	Actual enrollment	Course/credits completed	



IRIS

Campus Improvement Plan 2015-2016

USHS - UNITED SOUTH HIGH SCHOOL

Goal 1 - Continue to increase the District's graduation and completion rate.
Data Analyzed To Determine Need TAPR 2015 Index 4 Postsecondary Readiness Calculation Report
Long Range Goal By the year 2017, 98% of all high school students will graduate.
Annual Performance Objective Graduation Rate - To increase the graduation rate from <u>94.2%</u> to <u>96%</u> . To reduce the dropout rate from <u>1.77%</u> to <u>1%</u> for pregnant and/or parenting students.

INIT #	AREA TARGETED	MAJOR SYSTEMS	COMPONENTS	CRITICAL SUCCESS FACTORS	CONTENT AREA	STRATEGIES, INITIATIVES AND REDESIGN	START DATE	PROJECTED COMP. DT	EVIDENCE OF IMPLEMENTATION
5	Graduation, Dropout	Instruction, Student Support	Acceleration/credit recovery	Academic Performance	PEP	Provide individual & group career counseling & job readiness training	09/28/2015	06/03/2016	Overall student performance

INIT #	POPULATION	PERSON (S) RESPONSIBLE	RESOURCES BUDGET / HUMAN	EVALUATION	STATUS REPORT
5	AR = At Risk	Campus Counselor, PEP Case Manager, PEP Coordinator	CATE, Campus Counselor, Teachers, and Parents	FORMATIVE SUMMATIVE Four Year Plan	Overall student performance rate will increase during 2015-2016 school year



IRIS

Campus Improvement Plan 2015-2016

USHS - UNITED SOUTH HIGH SCHOOL

Goal	1 - Continue to increase the District's graduation and completion rate.
Data Analyzed To Determine Need	TAPR 2015 Index 4 Postsecondary Readiness Calculation Report
Long Range Goal	By the year 2017, 98% of all high school students will graduate.
Annual Performance Objective	Graduation Rate - To increase the graduation rate from <u>94.2%</u> to <u>96%</u> . To reduce the dropout rate from <u>1.77%</u> to <u>1%</u> for pregnant and/or parenting students.

INIT #	AREA TARGETED	MAJOR SYSTEMS	COMPONENTS	CRITICAL SUCCESS FACTORS	CONTENT AREA	STRATEGIES, INITIATIVES AND REDESIGN	START DATE	PROJECTED COMP. DT	EVIDENCE OF IMPLEMENTATION
6	Graduation, Dropout	Instruction, Student Support	Acceleration, credit recovery	Academic Performance	PEP	Provide childcare for the students' children at a childcare facility in close proximity to the campus or their home. Coordinate transportation schedule for students and children of students to and from the campus to ensure attendance in programs	07/27/2015	06/03/2016	Enrollment in childcare

INIT #	POPULATION	PERSON (S) RESPONSIBLE	RESOURCES BUDGET / HUMAN	EVALUATION		STATUS REPORT
				FORMATIVE	SUMMATIVE	
6	AR = At Risk	PEP Coordinator, PEP Case Manager, PEP Secretary	LC, State (CCS), and Restricted Funds	Attendance Rates	Overall student performance	



IRIS

Campus Improvement Plan 2015-2016

USHS - UNITED SOUTH HIGH SCHOOL

Goal 1 - Continue to increase the District's graduation and completion rate.
Data Analyzed To Determine Need TAPR 2015 Index 4 Postsecondary Readiness Calculation Report
Long Range Goal By the year 2017, 98% of all high school students will graduate.
Annual Performance Objective Graduation Rate - To increase the graduation rate from <u>94.2%</u> to <u>96%</u> . To reduce the dropout rate from <u>1.77%</u> to <u>1%</u> for pregnant and/or parenting students.

INIT #	AREA TARGETED	MAJOR SYSTEMS	COMPONENTS	CRITICAL SUCCESS FACTORS	CONTENT AREA	STRATEGIES, INITIATIVES AND REDESIGN	START DATE	PROJECTED COMP. DT	EVIDENCE OF IMPLEMENTATION
7	Graduation, Dropout	Instruction, Student Support	Acceleration, credit recovery	Academic Performance	PEP	Provide information to qualifying students regarding case management services to include: Medicaid, WIC, CCS, Food Stamps, TANF, Housing, Prenatal and Postnatal Health Care. Parenting Instruction may be afforded through Preparation for Parenting, Child Development, Personal and Family, Ready Set Teach, and, Individual or Group Counseling.	08/24/2015	06/03/2016	# of students in program graduating

INIT #	POPULATION	PERSON (S) RESPONSIBLE	RESOURCES BUDGET / HUMAN	FORMATIVE	EVALUATION	SUMMATIVE	STATUS REPORT
7	AR = At Risk	Pep Coordinator, Pep Case Manager, Compensatory Education, Home Instruction Teachers, Director of Career Tech, and Principal	LC/Classroom teachers	Enrollment	Successful completion of courses		



IRIS

Campus Improvement Plan 2015-2016

USHS - UNITED SOUTH HIGH SCHOOL

Goal 1 - Continue to increase the District's graduation and completion rate.
Data Analyzed To Determine Need TAPR 2015 Index 4 Postsecondary Readiness Calculation Report
Long Range Goal By the year 2017, 98% of all high school students will graduate.
Annual Performance Objective Graduation Rate - To increase the graduation rate from <u>94.2%</u> to <u>96%</u> . To reduce the dropout rate from <u>1.77%</u> to <u>1%</u> for pregnant and/or parenting students.

INIT #	AREA TARGETED	MAJOR SYSTEMS	COMPONENTS	CRITICAL SUCCESS FACTORS	CONTENT AREA	STRATEGIES, INITIATIVES AND REDESIGN	START DATE	PROJECTED COMP. DT	EVIDENCE OF IMPLEMENTATION
8	Graduation, Dropout	Instruction, Student Support	Acceleration/credit recovery	Academic Performance	PEP	Provide 2 to 4 hours of Compensatory Education Home Instruction (CEHI) and two hours of Pregnancy Related Services (PRS) for special education students on a weekly basis during prenatal and or postnatal periods as determined by their physician	09/14/2015	06/03/2016	Students enrolled-completion

INIT #	POPULATION	PERSON (S) RESPONSIBLE	RESOURCES BUDGET / HUMAN	EVALUATION	STATUS REPORT	
				FORMATIVE SUMMATIVE		
8	AR = At Risk	Campus Principal, Case Manager, PEP Coordinator,	Compensatory Education Home Instruction Teachers, Special education Homebound teachers, classroom teachers	Review of student files, pregnancy related services	Completion of high school, pregnancy related services weighted funding of 2.41	



IRIS

Campus Improvement Plan 2015-2016

USHS - UNITED SOUTH HIGH SCHOOL

Goal 1 - Continue to increase the District's graduation and completion rate.
Data Analyzed To Determine Need TAPR 2015 Index 4 Postsecondary Readiness Calculation Report
Long Range Goal By the year 2017, 98% of all high school students will graduate.
Annual Performance Objective Graduation Rate - To increase the graduation rate from <u>94.2%</u> to <u>96%</u> . To reduce the dropout rate from <u>1.77%</u> to <u>1%</u> for pregnant and/or parenting students.

INIT #	AREA TARGETED	MAJOR SYSTEMS	COMPONENTS	CRITICAL SUCCESS FACTORS	CONTENT AREA	STRATEGIES, INITIATIVES AND REDESIGN	START DATE	PROJECTED COMP. DT	EVIDENCE OF IMPLEMENTATION
9	Graduation	Student Support	Effective Intervention Strategies	Academic Performance	Graduation Rate	Provide uniform vouchers, transportation and referrals to community agencies to provide necessary support for migrant students to continue to excel in school.	08/24/2015	01/04/2016	Student enrolled, Attendance, graduation rate

INIT #	POPULATION	PERSON (S) RESPONSIBLE	RESOURCES BUDGET / HUMAN	FORMATIVE EVALUATION	SUMMATIVE	STATUS REPORT
9	Mig = Migrant	Migrant Coordinator, principal, assistant principal, counselors, attendance officers	Community agencies	Student Attendance, report cards, CBA's, Bechnmarks	EOC, Graduation Rate	



IRIS

Campus Improvement Plan 2015-2016

USHS - UNITED SOUTH HIGH SCHOOL

Goal 1 - Continue to increase the District's graduation and completion rate.
Data Analyzed To Determine Need TAPR 2015 Index 4 Postsecondary Readiness Calculation Report
Long Range Goal By the year 2017, 98% of all high school students will graduate.
Annual Performance Objective Graduation Rate - To increase the graduation rate from <u>94.2%</u> to <u>96%</u> . To reduce the dropout rate from <u>1.77%</u> to <u>1%</u> for pregnant and/or parenting students.

INIT #	AREA TARGETED	MAJOR SYSTEMS	COMPONENTS	CRITICAL SUCCESS FACTORS	CONTENT AREA	STRATEGIES, INITIATIVES AND REDESIGN	START DATE	PROJECTED COMP. DT	EVIDENCE OF IMPLEMENTATION
10	Graduation	Student Support	Effective Intervention Strategies	Academic Performance	Graduation Rate	Provide SMART Summer Credit Recovery for late entry/early withdrawal students within the migrant population.	08/24/2015	06/03/2016	Earned course credits, graduation rate,

INIT #	POPULATION	PERSON (S) RESPONSIBLE	RESOURCES BUDGET / HUMAN	FORMATIVE EVALUATION	SUMMATIVE	STATUS REPORT
10	Mig = Migrant	Migrant Coordinator, Principal, Counselor, Assistant Principal	Administration, Counselors, Teachers	Student Report Card,	Graduation Rate	



IRIS

Campus Improvement Plan 2015-2016

USHS - UNITED SOUTH HIGH SCHOOL

Goal 1 - Continue to increase the District's graduation and completion rate.
Data Analyzed To Determine Need TAPR 2015 Index 4 Postsecondary Readiness Calculation Report
Long Range Goal By the year 2017, 98% of all high school students will graduate.
Annual Performance Objective Graduation Rate - To increase the graduation rate from <u>94.2%</u> to <u>96%</u> . To reduce the dropout rate from <u>1.77%</u> to <u>1%</u> for pregnant and/or parenting students.

INIT #	AREA TARGETED	MAJOR SYSTEMS	COMPONENTS	CRITICAL SUCCESS FACTORS	CONTENT AREA	STRATEGIES, INITIATIVES AND REDESIGN	START DATE	PROJECTED COMP. DT	EVIDENCE OF IMPLEMENTATION
11	Graduation	Student Support	Effective Intervention Strategies	Academic Performance	Graduation Rate	Provide College Dreams Workshop for migrant students, Life Skills Management Retreat and Summer Credit Recovery such as MUSE, MARS & Distance Learning	08/24/2015	06/03/2016	Number of students participating in program

INIT #	POPULATION	PERSON (S) RESPONSIBLE	RESOURCES BUDGET / HUMAN	EVALUATION	STATUS REPORT
				FORMATIVE	SUMMATIVE
11	Mig = Migrant	Migrant Coordinator, Principal, school counselor	Migrant Coordinator, Counselors	Credit Check to evaluate Student Graduation Plan, Attendance,	Graduation Rate



IRIS

Campus Improvement Plan 2015-2016

USHS - UNITED SOUTH HIGH SCHOOL

Goal	1 - Continue to increase the District's graduation and completion rate.
Data Analyzed To Determine Need	TAPR 2015 Index 4 Postsecondary Readiness Calculation Report
Long Range Goal	By the year 2017, 98% of all high school students will graduate.
Annual Performance Objective	Graduation Rate - To increase the graduation rate from <u>94.2%</u> to <u>96%</u> . To reduce the dropout rate from <u>1.77%</u> to <u>1%</u> for pregnant and/or parenting students.

INIT #	AREA TARGETED	MAJOR SYSTEMS	COMPONENTS	CRITICAL SUCCESS FACTORS	CONTENT AREA	STRATEGIES, INITIATIVES AND REDESIGN	START DATE	PROJECTED COMP. DT	EVIDENCE OF IMPLEMENTATION
12	Graduation	Student Support	Effective Intervention Strategies	Academic Performance	Graduation Rate	Provide Migrant Students with Laptops and wireless Internet Services	08/24/2015	06/03/2016	lesson plans walk throughs

INIT #	POPULATION	PERSON (S) RESPONSIBLE	RESOURCES BUDGET / HUMAN	FORMATIVE EVALUATION	SUMMATIVE EVALUATION	STATUS REPORT
12	Mig = Migrant	Migrant Coordinator, Principal	Migrant	Student report cards, Benchmarks, CBAs	EOC and graduation rates	



IRIS

Campus Improvement Plan 2015-2016

USHS - UNITED SOUTH HIGH SCHOOL

Goal 1 - Increase participation at SAT/ACT preparation opportunities resulting in increase average SAT/ACT scores.

Data Analyzed To Determine Need SAT / ACT SCORE Reports, TEA 2013 Distinction Designation Summary

Long Range Goal By the year 2017, the number of AP exams taken with a Met Criterion Standard will increase 6%. By the year 2015, the number of students taking the SAT will increase by 15% with an increase in Mean Score to match the state Mean Score.

Annual Performance Objective SAT- To increase the number of students taking the SAT from 239 to 289 with an increased Mean Score in Reading from 418 to 477 (state Mean Score), increase in Mathematics Mean Score from 448 to 499, and an increase in Writing Mean Score from 409 to 461 .
 ACT- To increase the number of students taking the ACT from 177 to 227 with an increase in Average Composite score from 17.9 to 20.9(State Average Composite Score).

INIT #	AREA TARGETED	MAJOR SYSTEMS	COMPONENTS	CRITICAL SUCCESS FACTORS	CONTENT AREA	STRATEGIES, INITIATIVES AND REDESIGN	START DATE	PROJECTED COMP. DT	EVIDENCE OF IMPLEMENTATION
1	Completion	Instruction	Monitoring / Evaluation of Quality, Differentiation to Meet Needs, Differentiation to Meet Needs	Academic Performance, Teacher Quality	Advanced Academics, Graduation Rate	Initiate PSAT/SAT preparation classes	07/27/2015	06/03/2016	Master Schedule, Lesson Plans, Walk Throughs

INIT #	POPULATION	PERSON (S) RESPONSIBLE	RESOURCES BUDGET / HUMAN	EVALUATION		STATUS REPORT
				FORMATIVE	SUMMATIVE	
1	ALL = All Students, G/T = Gifted and Talented	Academic Coordinator, Dept. Chairs, Teachers, Administration	Academic Coordinators, Administration, Counselors, Teachers	Progress reports, benchmarks	Report cards, EOC reports	



IRIS

Campus Improvement Plan 2015-2016

USHS - UNITED SOUTH HIGH SCHOOL

Goal 1 - Increase participation at SAT/ACT preparation opportunities resulting in increase average SAT/ACT scores.

Data Analyzed To Determine Need SAT / ACT SCORE Reports, TEA 2013 Distinction Designation Summary

Long Range Goal By the year 2017, the number of AP exams taken with a Met Criterion Standard will increase 6%. By the year 2015, the number of students taking the SAT will increase by 15% with an increase in Mean Score to match the state Mean Score.

Annual Performance Objective SAT- To increase the number of students taking the SAT from 239 to 289 with an increased Mean Score in Reading from 418 to 477 (state Mean Score), increase in Mathematics Mean Score from 448 to 499, and an increase in Writing Mean Score from 409 to 461 .
 ACT- To increase the number of students taking the ACT from 177 to 227 with an increase in Average Composite score from 17.9 to 20.9(State Average Composite Score).

INIT #	AREA TARGETED	MAJOR SYSTEMS	COMPONENTS	CRITICAL SUCCESS FACTORS	CONTENT AREA	STRATEGIES, INITIATIVES AND REDESIGN	START DATE	PROJECTED COMP. DT	EVIDENCE OF IMPLEMENTATION
2	Graduation	Instruction	Integrated / Interdisciplinary	Academic Performance	Advanced Academics	Continue with SAT/ACT vocabulary emphasis in ELA classes and Dual Enrollment classes.	08/24/2015	06/03/2016	Walk throughs

INIT #	POPULATION	PERSON (S) RESPONSIBLE	RESOURCES BUDGET / HUMAN	EVALUATION		STATUS REPORT
				FORMATIVE	SUMMATIVE	
2	ALL = All Students	ELA Teachers Principal, Academic Coordinators	ELA vocabulary for SAT/ACT	Benchmarks Progress Reports # students taking ACT/SAT	EOC results Report Cards SAT/ACT results	



IRIS

Campus Improvement Plan 2015-2016

USHS - UNITED SOUTH HIGH SCHOOL

Goal 1 - Increase participation at SAT/ACT preparation opportunities resulting in increase average SAT/ACT scores.

Data Analyzed To Determine Need SAT / ACT SCORE Reports, TEA 2013 Distinction Designation Summary

Long Range Goal By the year 2017, the number of AP exams taken with a Met Criterion Standard will increase 6%. By the year 2015, the number of students taking the SAT will increase by 15% with an increase in Mean Score to match the state Mean Score.

Annual Performance Objective SAT- To increase the number of students taking the SAT from 239 to 289 with an increased Mean Score in Reading from 418 to 477 (state Mean Score), increase in Mathematics Mean Score from 448 to 499, and an increase in Writing Mean Score from 409 to 461 . ACT- To increase the number of students taking the ACT from 177 to 227 with an increase in Average Composite score from 17.9 to 20.9(State Average Composite Score).

INIT #	AREA TARGETED	MAJOR SYSTEMS	COMPONENTS	CRITICAL SUCCESS FACTORS	CONTENT AREA	STRATEGIES, INITIATIVES AND REDESIGN	START DATE	PROJECTED COMP. DT	EVIDENCE OF IMPLEMENTATION
3	Graduation	Instruction	Integrated / Interdisciplinary	Academic Performance	Advanced Academics	Increase number of students participating in the college readiness classes and college prep courses through awareness platforms using student peer to relay information on enrichment opportunities. Platforms will take place through English and Math classes.	07/27/2015	06/03/2016	Master schedule

INIT #	POPULATION	PERSON (S) RESPONSIBLE	RESOURCES BUDGET / HUMAN	EVALUATION		STATUS REPORT
				FORMATIVE	SUMMATIVE	
3	ALL = All Students	Teachers, Academic Coordinator, Principal, Counselors, Assistant Principal	Administration, Counselors, Teachers	Progress reports Students taking SAT/AC	Report Cards SAT/ACT results	



IRIS

Campus Improvement Plan 2015-2016

USHS - UNITED SOUTH HIGH SCHOOL

Goal 1 - Increase participation at SAT/ACT preparation opportunities resulting in increase average SAT/ACT scores.

Data Analyzed To Determine Need SAT / ACT SCORE Reports, TEA 2013 Distinction Designation Summary

Long Range Goal By the year 2017, the number of AP exams taken with a Met Criterion Standard will increase 6%. By the year 2015, the number of students taking the SAT will increase by 15% with an increase in Mean Score to match the state Mean Score.

Annual Performance Objective SAT- To increase the number of students taking the SAT from 239 to 289 with an increased Mean Score in Reading from 418 to 477 (state Mean Score), increase in Mathematics Mean Score from 448 to 499, and an increase in Writing Mean Score from 409 to 461 . ACT- To increase the number of students taking the ACT from 177 to 227 with an increase in Average Composite score from 17.9 to 20.9(State Average Composite Score).

INIT #	AREA TARGETED	MAJOR SYSTEMS	COMPONENTS	CRITICAL SUCCESS FACTORS	CONTENT AREA	STRATEGIES, INITIATIVES AND REDESIGN	START DATE	PROJECTED COMP. DT	EVIDENCE OF IMPLEMENTATION
4	Completion	Instruction	Active Learning	Academic Performance	Advanced Academics, Graduation Rate	Provide Tuition fees for ACT Residuals for the Migrant Students	09/14/2015	11/30/2015	Number of students participating

INIT #	POPULATION	PERSON (S) RESPONSIBLE	RESOURCES BUDGET / HUMAN	FORMATIVE EVALUATION	SUMMATIVE EVALUATION	STATUS REPORT
4	ALL = All Students, G/T and Talented	Principal, assistant Principal, Counselors	Migrant	Participation and scores of College entrance exams,	ACT/SAT results	



IRIS

Campus Improvement Plan 2015-2016

USHS - UNITED SOUTH HIGH SCHOOL

Goal 1 - Increase participation in advanced academic courses with successful completion of AP exams with qualifying scores of 3 or above.

Data Analyzed To Determine Need AP Exam Reports, TEA 2013 Distinction Designation Summary

Long Range Goal By the year 2017, the number of AP exams taken with a met criterion score will increase by 6%. By the year 2015, the number of students taking the SAT will increase by 15% with an increase in Mean Score to match the state Mean Score.

Annual Performance Objective Advanced Academics- To increase the number of AP exams taken with a met criterion standard in ELA from 0% to 33% and in Mathematics from 23% to 33%

INIT #	AREA TARGETED	MAJOR SYSTEMS	COMPONENTS	CRITICAL SUCCESS FACTORS	CONTENT AREA	STRATEGIES, INITIATIVES AND REDESIGN	START DATE	PROJECTED COMP. DT	EVIDENCE OF IMPLEMENTATION
1	Graduation	Instruction, Curriculum Assessment	Curriculum	Academic Performance	Advanced Academics	Reorganize AP curriculum to include CLAR courses	07/27/2015	06/03/2016	Master Schedule, CLAR courses

INIT #	POPULATION	PERSON (S) RESPONSIBLE	RESOURCES BUDGET / HUMAN	FORMATIVE EVALUATION	SUMMATIVE	STATUS REPORT
1	G/T = Gifted and Talented, ALL = All Students	Principal, Assistant Principal, Director for Advanced academics, Magnet Dean	Academic Coordinator Department Chairs AP teachers	Progress reports, report cards, writing portfolios	AP scores	



IRIS

Campus Improvement Plan 2015-2016

USHS - UNITED SOUTH HIGH SCHOOL

Goal 1 - Increase participation in advanced academic courses with successful completion of AP exams with qualifying scores of 3 or above.

Data Analyzed To Determine Need AP Exam Reports, TEA 2013 Distinction Designation Summary

Long Range Goal By the year 2017, the number of AP exams taken with a met criterion score will increase by 6%. By the year 2015, the number of students taking the SAT will increase by 15% with an increase in Mean Score to match the state Mean Score.

Annual Performance Objective Advanced Academics- To increase the number of AP exams taken with a met criterion standard in ELA from 0% to 33% and in Mathematics from 23% to 33%

INIT #	AREA TARGETED	MAJOR SYSTEMS	COMPONENTS	CRITICAL SUCCESS FACTORS	CONTENT AREA	STRATEGIES, INITIATIVES AND REDESIGN	START DATE	PROJECTED COMP. DT	EVIDENCE OF IMPLEMENTATION
2	Graduation	Instruction, Curriculum Assessment	Curriculum	Academic Performance	Advanced Academics	Emphasis on reading and writing in all classes. "Thoughts for Tuesday"	09/14/2015	06/03/2016	Writing Journals, Novel lists, Content Readings

INIT #	POPULATION	PERSON (S) RESPONSIBLE	RESOURCES BUDGET / HUMAN	FORMATIVE EVALUATION	SUMMATIVE EVALUATION	STATUS REPORT
2	ALL = All Students, G/T = Gifted and Talented	Principal, Assistant Principal, AP Teachers, Academic Coordinator	Department Chairs, Teachers	Timed Writings, Reading scores	EOC, ELA/writing Scores, SAT Scores, AP Scores	



IRIS Campus Improvement Plan 2015-2016

USHS - UNITED SOUTH HIGH SCHOOL

Goal 1 - Increase participation in advanced academic courses with successful completion of AP exams with qualifying scores of 3 or above.

Data Analyzed To Determine Need AP Exam Reports, TEA 2013 Distinction Designation Summary

Long Range Goal By the year 2017, the number of AP exams taken with a met criterion score will increase by 6%. By the year 2015, the number of students taking the SAT will increase by 15% with an increase in Mean Score to match the state Mean Score.

Annual Performance Objective Advanced Academics- To increase the number of AP exams taken with a met criterion standard in ELA from 0% to 33% and in Mathematics from 23% to 33%

INIT #	AREA TARGETED	MAJOR SYSTEMS	COMPONENTS	CRITICAL SUCCESS FACTORS	CONTENT AREA	STRATEGIES, INITIATIVES AND REDESIGN	START DATE	PROJECTED COMP. DT	EVIDENCE OF IMPLEMENTATION
3	Graduation	Instruction	Active Learning, Instructional Processes / Pedagogy, Integrated / Interdisciplinary	Academic Performance, Learning Time	Advanced Academics	Promote AP teacher training to ensure that instruction is at the level that will provide opportunity for students to take AP exams.	08/17/2015	07/25/2016	Walk throughs sign in sheets

INIT #	POPULATION	PERSON (S) RESPONSIBLE	RESOURCES BUDGET / HUMAN	EVALUATION		STATUS REPORT
				FORMATIVE	SUMMATIVE	
3	ALL = All Students, G/T = Gifted and Talented	Principal , Assistant Principal, AP teachers, Counselors	Dept. Chairs, Administration, Counselors	Lesson Plans	AP test scores	



IRIS

Campus Improvement Plan 2015-2016

USHS - UNITED SOUTH HIGH SCHOOL

Goal 1 - Increase participation in advanced academic courses with successful completion of AP exams with qualifying scores of 3 or above.

Data Analyzed To Determine Need AP Exam Reports, TEA 2013 Distinction Designation Summary

Long Range Goal By the year 2017, the number of AP exams taken with a met criterion score will increase by 6%. By the year 2015, the number of students taking the SAT will increase by 15% with an increase in Mean Score to match the state Mean Score.

Annual Performance Objective Advanced Academics- To increase the number of AP exams taken with a met criterion standard in ELA from 0% to 33% and in Mathematics from 23% to 33%

INIT #	AREA TARGETED	MAJOR SYSTEMS	COMPONENTS	CRITICAL SUCCESS FACTORS	CONTENT AREA	STRATEGIES, INITIATIVES AND REDESIGN	START DATE	PROJECTED COMP. DT	EVIDENCE OF IMPLEMENTATION
4	State Assessment	Instruction	Differentiation to Meet Needs	Academic Performance	Advanced Academics	Provide AP tutorials so that students can prepare for the AP examinations	09/28/2015	06/03/2016	Tutorial sign in sheets

INIT #	POPULATION	PERSON (S) RESPONSIBLE	RESOURCES BUDGET / HUMAN	FORMATIVE EVALUATION	SUMMATIVE EVALUATION	STATUS REPORT
4	G/T = Gifted and Talented, ALL = All Students	AP teachers administration	Dept. Chairs AP Teachers Administration	AP exams	# of AP exams taken # of AP exams passed and met a Level 4,5	



IRIS

Campus Improvement Plan 2015-2016

USHS - UNITED SOUTH HIGH SCHOOL

Goal	2 - Continue efforts to provide a safe and nurturing environment for faculty, staff and students.
Data Analyzed To Determine Need	Tyler Discipline Report of campus referrals.
Long Range Goal	By the year 2017, alternative placement and expulsion discipline referrals will be reduced to 1% of the student population.
Annual Performance Objective	Safe Schools- To reduce campus discipline referrals from 2.0% to 1.8%.

INIT #	AREA TARGETED	MAJOR SYSTEMS	COMPONENTS	CRITICAL SUCCESS FACTORS	CONTENT AREA	STRATEGIES, INITIATIVES AND REDESIGN	START DATE	PROJECTED COMP. DT	EVIDENCE OF IMPLEMENTATION
1	Discipline	Student Support, Discipline	Safe and Orderly Schools	Leadership Effectiveness	Safe Schools	Decrease the number of referrals for the campus through the implementation of PBIS strategies	08/24/2015	06/03/2016	Number of referrals walk throughs

INIT #	POPULATION	PERSON (S) RESPONSIBLE	RESOURCES BUDGET / HUMAN	EVALUATION		STATUS REPORT
				FORMATIVE	SUMMATIVE	
1	ALL = All Students	Administration Teachers Teacher Assistants staff, Dept. Chairs	PBIS Initiatives- student incentives	Progress Reports Benchmarks # of referrals	Report Cards EOC results Discipline report	



IRIS

Campus Improvement Plan 2015-2016

USHS - UNITED SOUTH HIGH SCHOOL

Goal	2 - Continue efforts to provide a safe and nurturing environment for faculty, staff and students.
Data Analyzed To Determine Need	Tyler Discipline Report of campus referrals.
Long Range Goal	By the year 2017, alternative placement and expulsion discipline referrals will be reduced to 1% of the student population.
Annual Performance Objective	Safe Schools- To reduce campus discipline referrals from 2.0% to 1.8%.

INIT #	AREA TARGETED	MAJOR SYSTEMS	COMPONENTS	CRITICAL SUCCESS FACTORS	CONTENT AREA	STRATEGIES, INITIATIVES AND REDESIGN	START DATE	PROJECTED COMP. DT	EVIDENCE OF IMPLEMENTATION
2	Discipline	Student Support, Discipline	Safe and Orderly Schools	Leadership Effectiveness	Safe Schools	Conduct campus class meetings to review campus rules, code of conduct and campus expectations for all students	08/24/2015	06/03/2016	Class meetings admin. participation

INIT #	POPULATION	PERSON (S) RESPONSIBLE	RESOURCES BUDGET / HUMAN	EVALUATION		STATUS REPORT
				FORMATIVE	SUMMATIVE	
2	ALL = All Students	Principal, Assistant Principals, Teachers, Campus Coordinators, Counselor	Administration Counselors Teachers	# of referrals student failure reports	Discipline report Report Card grades	



IRIS

Campus Improvement Plan 2015-2016

USHS - UNITED SOUTH HIGH SCHOOL

Goal	2 - Continue efforts to provide a safe and nurturing environment for faculty, staff and students.
Data Analyzed To Determine Need	Tyler Discipline Report of campus referrals.
Long Range Goal	By the year 2017, alternative placement and expulsion discipline referrals will be reduced to 1% of the student population.
Annual Performance Objective	Safe Schools- To reduce campus discipline referrals from 2.0% to 1.8%.

INIT #	AREA TARGETED	MAJOR SYSTEMS	COMPONENTS	CRITICAL SUCCESS FACTORS	CONTENT AREA	STRATEGIES, INITIATIVES AND REDESIGN	START DATE	PROJECTED COMP. DT	EVIDENCE OF IMPLEMENTATION
3	Discipline	Student Support, Discipline	Safe and Orderly Schools	Leadership Effectiveness	Safe Schools	Conduct campus wide dress code sweeps, tardy sweeps and be visible at duty stations	08/31/2015	06/03/2016	Review of campus discipline

INIT #	POPULATION	PERSON (S) RESPONSIBLE	RESOURCES BUDGET / HUMAN	EVALUATION		STATUS REPORT
				FORMATIVE	SUMMATIVE	
3	ALL = All Students	Principal, Assistant Principals, Counselors, campus Coordinators, teachers	Administration Teachers	Review of referrals progress reports # of ISS and SOS	Campus Discipline report report cards # Of DAEP Placements	



IRIS

Campus Improvement Plan 2015-2016

USHS - UNITED SOUTH HIGH SCHOOL

Goal	3 - Continue to promote community partnerships and parental involvement.
Data Analyzed To Determine Need	Campus based parental activities sign-in rosters.
Long Range Goal	By the year 2017, 90% of all students will be represented at parent activities and community involvement.
Annual Performance Objective	Parent Involvement- To increase the percentage of students represented at campus based parental activities from 20% to 30%.

INIT #	AREA TARGETED	MAJOR SYSTEMS	COMPONENTS	CRITICAL SUCCESS FACTORS	CONTENT AREA	STRATEGIES, INITIATIVES AND REDESIGN	START DATE	PROJECTED COMP. DT	EVIDENCE OF IMPLEMENTATION
1	Completion	Student Support, Parents / Community	Community Involvement, Partnerships, Parent/Community Organizations, Parent /Community Support, Parent Involvement	Academic, Family / Community Support	Parent Involvement	Increase Communication through Principal and Campus Newsletter, Monthly Parent Sessions, District Parental Festival, Teacher Parent calls, campus website, marquee, Messenger Phone System	08/24/2015	06/03/2016	Newsletters sign in sheets for campus parental sessions

INIT #	POPULATION	PERSON (S) RESPONSIBLE	RESOURCES BUDGET / HUMAN	EVALUATION		STATUS REPORT
				FORMATIVE	SUMMATIVE	
1	ALL = All Students	administration, counselors, teachers, staff	Parent Festival - \$ 7,780.00 (Title 1) Parent Night Meet The Teacher Career Readiness	Student progress reports Teacher Telephone Logs	Report Cards # of Parents attending campus sessions	Some progress



IRIS

Campus Improvement Plan 2015-2016

USHS - UNITED SOUTH HIGH SCHOOL

Goal 3 - Continue to promote community partnerships and parental involvement.

Data Analyzed To Determine Need Campus based parental activities sign-in rosters.

Long Range Goal By the year 2017, 90% of all students will be represented at parent activities and community involvement.

Annual Performance Objective Parent Involvement- To increase the percentage of students represented at campus based parental activities from 20% to 30%.

INIT #	AREA TARGETED	MAJOR SYSTEMS	COMPONENTS	CRITICAL SUCCESS FACTORS	CONTENT AREA	STRATEGIES, INITIATIVES AND REDESIGN	START DATE	PROJECTED COMP. DT	EVIDENCE OF IMPLEMENTATION
2	Completion	Student Support, Parents / Community	Community Involvement, Partnerships, parent and community support	Family / Community Support, Academic Performance	Parent Involvement	Coordinate SBDM meetings (2 Fall semester/2 Spring Semester) and invite community members	09/29/2015	04/27/2016	SBDM notes SBDM agendas

INIT #	POPULATION	PERSON (S) RESPONSIBLE	RESOURCES BUDGET / HUMAN	EVALUATION		STATUS REPORT
				FORMATIVE	SUMMATIVE	
2	ALL = All Students	Administration, Teachers,	SBDM meetings	# of SBDM meetings	Minutes, surveys	



IRIS

Campus Improvement Plan 2015-2016

USHS - UNITED SOUTH HIGH SCHOOL

Goal	3 - Continue to promote community partnerships and parental involvement.
Data Analyzed To Determine Need	Campus based parental activities sign-in rosters.
Long Range Goal	By the year 2017, 90% of all students will be represented at parent activities and community involvement.
Annual Performance Objective	Parent Involvement- To increase the percentage of students represented at campus based parental activities from 20% to 30%.

INIT #	AREA TARGETED	MAJOR SYSTEMS	COMPONENTS	CRITICAL SUCCESS FACTORS	CONTENT AREA	STRATEGIES, INITIATIVES AND REDESIGN	START DATE	PROJECTED COMP. DT	EVIDENCE OF IMPLEMENTATION
3	Completion	Student Support, Parents / Community	Community Involvement	Family / Community Support	Parent Involvement	Reorganize a Career Day and invite community members to speak to students.	03/21/2016	03/25/2016	Sign in Sheets

INIT #	POPULATION	PERSON (S) RESPONSIBLE	RESOURCES BUDGET / HUMAN	EVALUATION		STATUS REPORT
				FORMATIVE	SUMMATIVE	
3	ALL = All Students	Administration Teachers, Counsleors	Administration-Career Day Presentations	Sign In sheets Teacher telephone logs	# of community members attending	Some Progress



IRIS Campus Improvement Plan 2015-2016

USHS - UNITED SOUTH HIGH SCHOOL

Goal 4 - Create a strong employee development, recruitment, training, and retention initiatives.
Data Analyzed To Determine Need Certification
Long Range Goal By the 2017, all students will be taught by highly qualified teachers.
Annual Performance Objective Qualified Employees- To maintain the percentage of highly qualified teachers at 100%.

INIT #	AREA TARGETED	MAJOR SYSTEMS	COMPONENTS	CRITICAL SUCCESS FACTORS	CONTENT AREA	STRATEGIES, INITIATIVES AND REDESIGN	START DATE	PROJECTED COMP. DT	EVIDENCE OF IMPLEMENTATION
1	Staff Quality, Recruitment, & Retention	Instruction	Instructional Leadership, Monitoring, and Supervision, Modeling / Mentoring	Teacher Quality	Qualified Employees	Strengthen the campus mentoring program by holding meetings to review progress, teacher feedback	08/17/2015	05/30/2016	Meetings held with Mentors and Mentees

INIT #	POPULATION	PERSON (S) RESPONSIBLE	RESOURCES BUDGET / HUMAN	EVALUATION	STATUS REPORT
				FORMATIVE SUMMATIVE	
1	ALL = All Students	Principal, Assistant Principal, Mentors, Mentees	Mentor Meetings/ administration	Meeting Sign Ins and Agendas	Teacher PDAS



IRIS

Campus Improvement Plan 2015-2016

USHS - UNITED SOUTH HIGH SCHOOL

Goal	4 - Create a strong employee development, recruitment, training, and retention initiatives.
Data Analyzed To Determine Need	Certification
Long Range Goal	By the 2017, all students will be taught by highly qualified teachers.
Annual Performance Objective	Qualified Employees- To maintain the percentage of highly qualified teachers at 100%.

INIT #	AREA TARGETED	MAJOR SYSTEMS	COMPONENTS	CRITICAL SUCCESS FACTORS	CONTENT AREA	STRATEGIES, INITIATIVES AND REDESIGN	START DATE	PROJECTED COMP. DT	EVIDENCE OF IMPLEMENTATION
2	Staff Quality, Recruitment, & Retention	Instruction	Instructional Leadership, Monitoring, and Supervision, Modeling / Mentoring	Teacher Quality	Qualified Employees	Provide Teacher Leadership Mondays to train faculty on ELL strategies, differentiated instruction, rigor and relevance, classroom management	09/14/2015	06/03/2016	Sign In Sheets

INIT #	POPULATION	PERSON (S) RESPONSIBLE	RESOURCES BUDGET / HUMAN	FORMATIVE EVALUATION	SUMMATIVE EVALUATION	STATUS REPORT
2	ALL = All Students	Principal, Assistant Principal, Academic Coordinators	Coordinators, Administration	Sign In sheets Agendas	Teacher Evaluations	