



**Campus Improvement Plan  
School Year: 2016-2017**

---

**SES - SALINAS ELEMENTARY**

**Principal: Abraham Rodriguez III**

**Assistant Principal: Jessica Thomas**

**Assistant Principal: Jesus Rodriguez**



# **Campus Improvement Plan School Year: 2016-2017**

---

## **SES - SALINAS ELEMENTARY**

### **Table of Contents**


- I. Student Achievement: Provide consistent quality instruction for all students, resulting in improved student achievement.**
- II. Safe and Nurturing Environment: Provide a safe, nurturing, positive, and secure learning environment for students and staff.**
- III. Family and Community Engagement: Promote community partnership and parent involvement.**
- IV. Implement Initiatives: To ensure employee recruitment, development, and retention. Recruit, develop, support and retain effective teachers, principals, and other instructional staff.**



# Campus Improvement Plan School Year: 2016-2017

## SES - SALINAS ELEMENTARY

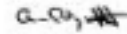
### Committee Signatures

9/12/2016  **IRIS** Page 1  
**Campus Improvement Plan**  
**School Year: 2016-2017**









---


**SES - SALINAS ELEMENTARY**

**Committee Signatures**

**Principal: Abraham Rodriguez, III** 


**SBDM Teachers:**

Norma Pruneda-Kinder 	Dalia Y. Ramirez-Pre-Kinder 
Marisol De la Rosa -1st 	Jose Lona-2nd 
Annette Ramon- 3rd 	Celina Garcia-4th 
Elma Zapata- 5th 	Ricardo Lopez-P.E. 

**Elected Campus Non-Teaching Professional Professional:**  
 Maria Teresa Garza 

**Elected District Professional:**  
 Twila Garza

**Community Member:**

**Parents:**  
 Yesenia Soto 

**Business Members:**



# NCLB Comprehensive Needs Assessment 2016-2017

## Summary of Priority Needs

---

### SES - SALINAS ELEMENTARY

Chair Persons of CNA campus committees prioritize needs and recommend to SBDM Committee initiatives/strategies/activities that will meet campus needs. SBDM Committee will approve initiatives/strategies/activities that will be placed in Campus Improvement Plan.

Demographic:

**Needs :**

- \*Technology for PK and K -I-pads.
- \*Access to applications which will increase ELL's meeting advanced or advanced high on T.E.L.P.A.S assessment.
- \*Vertical alignment among teachers to plan ways to address ELL student.
- \*Allocation of funds to purchase additional bilingual/spanish books.

**Strategies :**

Initiatives/Strategies/Activities (addressing the identified needs):

- \*Buy additional Ipad mini's for pre-kinder and Kinder through general campus funds.
- \*Implement Mindplay -Reading coach computer program for identified ELL students who are most in need of intervention.
- \*Purchase bilingual/Spanish books through Title I funds in order to support ELL students developing fluency and comprehension.
- \*Develop campus improvement needs through a minimum of 3 vertical alignment sessions which will identify 3-5 critical components per subject.



# NCLB Comprehensive Needs Assessment 2016-2017

## Summary of Priority Needs

---

### SES - SALINAS ELEMENTARY

Chair Persons of CNA campus committees prioritize needs and recommend to SBDM Committee initiatives/strategies/activities that will meet campus needs. SBDM Committee will approve initiatives/strategies/activities that will be placed in Campus Improvement Plan.

School Culture and Climate:

**Needs :**

- \* Student Recognition.
- \* Parent/Staff/Community Members/Students feel welcomed.
- \* Reduce discipline Referrals.

**Strategies :**

Instill safety practices by involving staff, students, and campus police to foster leadership and ownership of their campus.

- \* Student recognition on a daily basis via power point on newly Installed TV's In Foyers/Cafeteria to promote student engagement and empowerment in our campus. Student of the Month, AR Readers, Outstanding Community Citizen, Outstanding Class, School Clubs, Newly Inducted National Honor Society and P.B.I.S winners.
- \* Safety Patrols and Tomorrow Teachers Club will assist during school and parent events such as Student of the Month, Report Card Night, Open House, T.P.R.I night and AR Night, etc.)
- \* Use Fidelity In promoting P.B.I.S School Initiatives.



# NCLB Comprehensive Needs Assessment 2016-2017

## Summary of Priority Needs

---

### SES - SALINAS ELEMENTARY

Chair Persons of CNA campus committees prioritize needs and recommend to SBDM Committee initiatives/strategies/activities that will meet campus needs. SBDM Committee will approve initiatives/strategies/activities that will be placed in Campus Improvement Plan.

Curriculum, Instruction & Assessment :

**Needs :**

\*Improve in the areas of reading , math, writing and science which include the ELL and special education student populations in order to meet systems safeguards in all subgroups.

**Strategies :**

Initiatives/Strategies/Activities (addressing the identified needs):

- \* Meet with special education and ELL students every 3rd and 6th week to progress monitor and build self confidence.
- \* Math day Jamaica.
- \* Science make and take/carnival.
- \* Writing pen pal between grade levels.
- \* Analyze tests on weekly assessments.
- \* Additional vertical alignment opportunities.
- \* Integrate team teaching component in math with fidelity.
- \* Reading poem of the week via the Vbrick system.
- \* Increase number of AR nights monthly. Include more opportunities for AR testing.



# NCLB Comprehensive Needs Assessment 2016-2017

## Summary of Priority Needs

---

### SES - SALINAS ELEMENTARY

Chair Persons of CNA campus committees prioritize needs and recommend to SBDM Committee initiatives/strategies/activities that will meet campus needs. SBDM Committee will approve initiatives/strategies/activities that will be placed in Campus Improvement Plan

School Context and Organization:

**Needs :**

- \* Safety and Security-Active Monitoring and surveillance.
- \* Remodeling and repairs of facility.
- \*Additional parking staff parking.

**Strategies :**

Initiatives/Strategies/Activities (addressing the identified needs):

- \*Active Monitoring and surveillance of cameras and videos outside portable areas by security officer and campus police officer during after school dismissal and morning. Active Monitoring of building during after school extracurricular activities.
- \* Repair to Teacher restroom and student restrooms.
- \* Submission of request for additional parking at the end of year staffing meeting.



# NCLB Comprehensive Needs Assessment 2016-2017

## Summary of Priority Needs

---

### SES - SALINAS ELEMENTARY

Chair Persons of CNA campus committees prioritize needs and recommend to SBDM Committee initiatives/strategies/activities that will meet campus needs. SBDM Committee will approve initiatives/strategies/activities that will be placed in Campus Improvement Plan.

Student Achievement:

**Needs :**

- \*Continue to demonstrate progress in all core subjects.
- \*Reduce the number of LEP failures per 6 weeks.
- \*Close the gap in out Tier II and Tier III students in Reading and Math.
- \*Continue instruction using High Order Thinking Skills in all core subjects and grades.

**Strategies :**

Initiatives/Strategies/Activities (addressing the identified needs):

- \* Continue Reflective Writing in all core subjects.
- \* High Order Thinking Skills integrated with all lessons.
- \* Small Group Instruction for Tier II and Tier III students.
- \* Differentiation of Instruction for L.E.P students to incorporate ELP'S.





# NCLB Comprehensive Needs Assessment 2016-2017

## Summary of Priority Needs

---

### SES - SALINAS ELEMENTARY

Chair Persons of CNA campus committees prioritize needs and recommend to SBDM Committee initiatives/strategies/activities that will meet campus needs. SBDM Committee will approve initiatives/strategies/activities that will be placed in Campus Improvement Plan.

Staff Quality, Recruitment and Retention:

**Needs :**

- \* Professional Learning Walks
- \* Technology training for professional and para professional staff members.
- \* Increasing staff attendance
- \* Staff development for paraprofessional staff members.

**Strategies :**

Initiatives/Strategies/Activities (addressing the identified needs):

- \* Teachers participate in learning walks across grade levels.
- \* Instructional assistants participate in training's in core subject areas.
- \* Incentives for increasing staff attendance.
- \* Teacher Summer Learning Opportunities.



# NCLB Comprehensive Needs Assessment 2016-2017

## Summary of Priority Needs

---

### SES - SALINAS ELEMENTARY

Chair Persons of CNA campus committees prioritize needs and recommend to SBDM Committee initiatives/strategies/activities that will meet campus needs. SBDM Committee will approve initiatives/strategies/activities that will be placed in Campus Improvement Plan.

Family and Community Involvement:

**Needs :**

- \* Pajama Day (parents read with student) Early start on Thirsty for Reading Thursdays.
- \* 2016-2017 Cluster GT classes
- \* 2016-2017 Courtesy Service Club
- \* Parent Picnic Increased to 2. One in the fall and one in the spring.

**Strategies :**

Initiatives/Strategies/Activities (addressing the Identified needs):

- \* Early start on Extended Reading Thursdays.
- \* 2016-2017 Cluster GT classes in May 2016.
- \* Plan for 2 Parent Picnics in 2016-2017.



# NCLB Comprehensive Needs Assessment 2016-2017

## Summary of Priority Needs

---

### SES - SALINAS ELEMENTARY

Chair Persons of CNA campus committees prioritize needs and recommend to SBDM Committee initiatives/strategies/activities that will meet campus needs. SBDM Committee will approve initiatives/strategies/activities that will be placed in Campus Improvement Plan.

Technology: Recommendations:

**Needs :**

- \*Internet connection.
- \*Ipads for Teachers in Pre-Kinder and Kinder, special ed., 5th grade.
- \*Purchase technology programs to support student learning.

**Strategies :**

Initiatives/Strategies/Activities (addressing the identified needs):

- \*Purchase and implement the Istation Reading program (cost of \$4,700.00 for a school wide license Kinder -5th grade).
- \*STARFALL program for Pre-kinder thru 2nd grade (\$270.00 school membership fee).
- \*Purchase Sumdog Reading/Math Program for next school year 2016-2017 (\$2,400 for one year subscription and will benefit 820 students).



# IRIS

## Campus Improvement Plan 2016-2017

### SES - SALINAS ELEMENTARY

<b>Goal</b>	01 - # 1 Student Achievement: Provide consistent quality instruction for all students, resulting in improved student achievement.
<b>Data Analyzed To Determine Need</b>	TAPR Report, Campus Data Profile, AYP Data, PBMAS, TELPAS, STAAR, Index measures
<b>Long Range Goal</b>	By the year 2018, 79% of the students will reach state standard in reading.
<b>Annual Performance Objective</b>	To increase the percentage of the following student population meeting state standard in Reading STAAR: All students from 69% to 74%, ELL students from 68% to 73% SE students from 19% to 24%, Migrant students from N/A% to N/A%.

INIT #	AREA TARGETED	MAJOR SYSTEMS	COMPONENTS	CRITICAL SUCCESS FACTORS	CONTENT AREA	STRATEGIES, INITIATIVES AND REDESIGN	TIA COMP SCHOOL WIDE	START DATE	PROJECTED COMP. DT	EVIDENCE OF IMPLEMENTATION
1	State Assessment	Curriculum Assessment	Relevance Rigor	Academic Performance	ELL, Reading	District: Update district events: reading fair, guidelines, and separate Meet the Author from Reading Fair and Reading Madness.	IHQT CI	04/01/2016	05/30/2016	Guidelines presented during parent orientation

INIT #	POPULATION	PERSON (S) RESPONSIBLE	RESOURCES BUDGET / HUMAN	FORMATIVE	EVALUATION	SUMMATIVE	STATUS REPORT
1	ALL = All Students	Elementary Director, Academic Coordinator, Elementary Principals, Teachers	Teachers, Team Leaders, Campus Administration	CBA's	STAAR results		No Progress

**TIA COMPONENTS - SCHOOLWIDE PROGRAM**

CNA	Comprehensive Needs Assessment	SIPI	Strategies to Incr. Parental Inv.
RS	Reform Strategies	TRAN	Transition
IHQT	Instruction by HQ Teachers	TDMRA	Teacher Decision-Making Reg. Assmt
HQPD	HQ Professional Development	ETAS	Eff & Timely Assistance to Students
SAHQT	Strategies to Attract HQ Teachers	CI	Coordination and Integration

**TIA COMPONENTS - TARGETED AREA**

PR	Use Pgm Resources to meet St stdrs	IHQT	Prov Instr by HQ Teachers
SIP	Incorp into School Impr Plan	HQPD	HQ Professional Develp
EMIS	Use Effec Methods & Instr Stra	SIPI	Stra to Incr Parental Involv
REP	Coord with & supp Reg Edu Pgm	FSLP	Coord & Int Fed St & Loc srv & Pgms



# IRIS

## Campus Improvement Plan 2016-2017

### SES - SALINAS ELEMENTARY

<b>Goal</b> 01 - # 1 Student Achievement: Provide consistent quality instruction for all students, resulting in improved student achievement.
<b>Data Analyzed To Determine Need</b> TAPR Report, Campus Data Profile, AYP Data, PBMAS, TELPAS, STAAR, Index measures
<b>Long Range Goal</b> By the year 2018, 79% of the students will reach state standard in reading.
<b>Annual Performance Objective</b> To increase the percentage of the following student population meeting state standard in Reading STAAR: All students from 69% to 74%, ELL students from 68% to 73% SE students from 19% to 24%, Migrant students from N/A% to N/A%.

INIT #	AREA TARGETED	MAJOR SYSTEMS	COMPONENTS	CRITICAL SUCCESS FACTORS	CONTENT AREA	STRATEGIES, INITIATIVES AND REDESIGN	TIA COMP SCHOOL WIDE	START DATE	PROJECTED COMP. DT	EVIDENCE OF IMPLEMENTATION
2	State Assessment	Curriculum Assessment Instruction	Monitoring student progress	Academic Performance	Reading / ELA	District: Screen 1-5 grade students who are behind at grade level reading with a diagnostic assessment to provide interventions to reduce the reading performance gap in the middle schools.	IHQT TDMRA ETAS	08/01/2016	05/31/2017	Diagnostic and intervention reports.

INIT #	POPULATION	PERSON (S) RESPONSIBLE	RESOURCES BUDGET / HUMAN	FORMATIVE	EVALUATION	SUMMATIVE	STATUS REPORT
2	ALL = All Students	Elementary executive directors, Principals, teachers, C & I instructional coordinators	Teachers, Campus Administration Title III Language Acquisition T. Assistant: \$24, 170.00	Diagnostic reports	STAAR results		No Progress



# IRIS

## Campus Improvement Plan 2016-2017

### SES - SALINAS ELEMENTARY

<b>Goal</b> 01 - # 1 Student Achievement: Provide consistent quality instruction for all students, resulting in improved student achievement.
<b>Data Analyzed To Determine Need</b> TAPR Report, Campus Data Profile, AYP Data, PBMAS, TELPAS, STAAR, Index measures
<b>Long Range Goal</b> By the year 2018, 79% of the students will reach state standard in reading.
<b>Annual Performance Objective</b> To increase the percentage of the following student population meeting state standard in Reading STAAR: All students from 69% to 74%, ELL students from 68% to 73% SE students from 19% to 24%, Migrant students from N/A% to N/A%.

INIT #	AREA TARGETED	MAJOR SYSTEMS	COMPONENTS	CRITICAL SUCCESS FACTORS	CONTENT AREA	STRATEGIES, INITIATIVES AND REDESIGN	TIA COMP SCHOOL WIDE	START DATE	PROJECTED COMP. DT	EVIDENCE OF IMPLEMENTATION
3	State Assessment	Curriculum Assessment Instruction	Technology Integration Use of Technology	Academic Performance	Reading / ELA	District: Continue with the implementation of the Elementary Dyslexia program to optimize the use of instructional tools and time by including the use of computer stations to individualize the delivery of Scottish Rite lessons.	CI ETAS	07/01/2016	06/01/2017	Use of computer stations, schedules, and lesson plans.

INIT #	POPULATION	PERSON (S) RESPONSIBLE	RESOURCES BUDGET / HUMAN	FORMATIVE EVALUATION	SUMMATIVE	STATUS REPORT
3	ALL = All Students	School improvement executive director, Section 504/Dyslexia Coordinators, Section 504 campus coordinator, Dyslexia teachers	Teachers, Campus Administration, Dyslexia Coordinators	Lesson plans, schedules, report card grades, CBA's and benchmarks	STAAR testing.	No Progress



# IRIS

## Campus Improvement Plan 2016-2017

### SES - SALINAS ELEMENTARY

<b>Goal</b> 01 - # 1 Student Achievement: Provide consistent quality instruction for all students, resulting in improved student achievement.
<b>Data Analyzed To Determine Need</b> TAPR Report, Campus Data Profile, AYP Data, PBMAS, TELPAS, STAAR, Index measures
<b>Long Range Goal</b> By the year 2018, 79% of the students will reach state standard in reading.
<b>Annual Performance Objective</b> To increase the percentage of the following student population meeting state standard in Reading STAAR: All students from 69% to 74%, ELL students from 68% to 73% SE students from 19% to 24%, Migrant students from N/A% to N/A%.

INIT #	AREA TARGETED	MAJOR SYSTEMS	COMPONENTS	CRITICAL SUCCESS FACTORS	CONTENT AREA	STRATEGIES, INITIATIVES AND REDESIGN	TIA COMP SCHOOL WIDE	START DATE	PROJECTED COMP. DT	EVIDENCE OF IMPLEMENTATION
4	Data Systems	Student Support Data Systems	Data Informed Instructional Placement	Quality Data Teacher Quality	Reading / ELA	District: Implementation of Success Ed. management system. (504) Professional development will be provided.	HQPD	08/01/2016	06/01/2017	ERO sign in sheets, Campus Monitoring visits, Success Ed. Compliance Reports, Section 504 Committee reports

INIT #	POPULATION	PERSON (S) RESPONSIBLE	RESOURCES BUDGET / HUMAN	FORMATIVE EVALUATION	SUMMATIVE	STATUS REPORT
4	ALL = All Students	District Section 504 and Dyslexia coordinators, campus section 504 coordinators, School Principals, Dyslexia Teachers, Success Ed. Teachers and product managers.	Teachers, Campus Administration, Dyslexia Coordinators	Section 504 reports, Campus monitoring visits, Report cards and progress reports.	STAAR results for students being served under section 50.	No Progress



# IRIS

## Campus Improvement Plan 2016-2017

### SES - SALINAS ELEMENTARY

<b>Goal</b> 01 - # 1 Student Achievement: Provide consistent quality instruction for all students, resulting in improved student achievement.
<b>Data Analyzed To Determine Need</b> TAPR Report, Campus Data Profile, AYP Data, PBMAS, TELPAS, STAAR, Index measures
<b>Long Range Goal</b> By the year 2018, 79% of the students will reach state standard in reading.
<b>Annual Performance Objective</b> To increase the percentage of the following student population meeting state standard in Reading STAAR: All students from 69% to 74%, ELL students from 68% to 73% SE students from 19% to 24%, Migrant students from N/A% to N/A%.

INIT #	AREA TARGETED	MAJOR SYSTEMS	COMPONENTS	CRITICAL SUCCESS FACTORS	CONTENT AREA	STRATEGIES, INITIATIVES AND REDESIGN	TIA COMP SCHOOL WIDE	START DATE	PROJECTED COMP. DT	EVIDENCE OF IMPLEMENTATION
5	State Assessment	Curriculum Assessment Instruction	Relevance Rigor Targeted Professional Development (PD) with Support	Academic Performance Learning Time	Reading / ELA	District: Unify Special education self-contained unit curriculum and train all Special education staff who need help.	HQPD RS CI	06/01/2016	06/01/2017	Lesson plans N2Y usage reports

INIT #	POPULATION	PERSON (S) RESPONSIBLE	RESOURCES BUDGET / HUMAN	FORMATIVE EVALUATION	SUMMATIVE	STATUS REPORT
5	ALL = All Students	Executive Director, Special Education, special education Coordinators, Principals, and teachers.	Special education Teachers, Campus Administration, Special Education Coordinators	District: Lesson Plans, Walkthroughs, N2Y usage reports	STAAR ALT 2 results	No Progress





# IRIS

## Campus Improvement Plan 2016-2017

### SES - SALINAS ELEMENTARY

<b>Goal</b> 01 - # 1 Student Achievement: Provide consistent quality instruction for all students, resulting in improved student achievement.
<b>Data Analyzed To Determine Need</b> TAPR Report, Campus Data Profile, AYP Data, PBMAS, TELPAS, STAAR, Index measures
<b>Long Range Goal</b> By the year 2018, 79% of the students will reach state standard in reading.
<b>Annual Performance Objective</b> To increase the percentage of the following student population meeting state standard in Reading STAAR: All students from 69% to 74%, ELL students from 68% to 73% SE students from 19% to 24%, Migrant students from N/A% to N/A%.

INIT #	AREA TARGETED	MAJOR SYSTEMS	COMPONENTS	CRITICAL SUCCESS FACTORS	CONTENT AREA	STRATEGIES, INITIATIVES AND REDESIGN	TIA COMP SCHOOL WIDE	START DATE	PROJECTED COMP. DT	EVIDENCE OF IMPLEMENTATION
6	State Assessment	Instruction, Curriculum and Assessment	Rigor, Relevance, Monitoring, Student Progress	Academic Performance Learning Time	Reading / ELA Math Science Social Studies ELL	District: Collaborate in the Creation and implementation of an instructional framework that includes technology programs and apps to provide curriculum alignment and enrichment.	HQPD ETAS CI	08/01/2016	05/01/2017	Scope and Sequence, Walkthroughs

INIT #	POPULATION	PERSON (S) RESPONSIBLE	RESOURCES BUDGET / HUMAN	FORMATIVE EVALUATION	SUMMATIVE	STATUS REPORT
6	ALL = All Students	Elementary executive director, Elem. Principals, C.I.T Director, C & I Coordinators, SE Coordinators, Bilingual coordinators, Teachers.	Campus ETT's, Technology Coordinators, Teachers	CBA tests Student progress on report cards.	STAAR testing. Istation testing.	No Progress



# IRIS

## Campus Improvement Plan 2016-2017

### SES - SALINAS ELEMENTARY

<b>Goal</b> 01 - # 1 Student Achievement: Provide consistent quality instruction for all students, resulting in improved student achievement.
<b>Data Analyzed To Determine Need</b> TAPR Report, Campus Data Profile, AYP Data, PBMAS, TELPAS, STAAR, Index measures
<b>Long Range Goal</b> By the year 2018, 79% of the students will reach state standard in reading.
<b>Annual Performance Objective</b> To increase the percentage of the following student population meeting state standard in Reading STAAR: All students from 69% to 74%, ELL students from 68% to 73% SE students from 19% to 24%, Migrant students from N/A% to N/A%.

INIT #	AREA TARGETED	MAJOR SYSTEMS	COMPONENTS	CRITICAL SUCCESS FACTORS	CONTENT AREA	STRATEGIES, INITIATIVES AND REDESIGN	TIA COMP SCHOOL WIDE	START DATE	PROJECTED COMP. DT	EVIDENCE OF IMPLEMENTATION
7	State Assessment	Instruction, curriculum and assessment. Student support PBMAS	Monitoring student progress, Student centered Technology Integration	Academic Performance	Reading / ELA Math Science Social Studies ELL	District: Develop and Implement Reading and STEM Programs for MEP Pk-5.	HQPD ETAS CI	09/01/2016	06/30/2017	Sign in sheets, Progress monitoring, Running records.

INIT #	POPULATION	PERSON (S) RESPONSIBLE	RESOURCES BUDGET / HUMAN	FORMATIVE	EVALUATION	SUMMATIVE	STATUS REPORT
7	ALL = All Students	Federal Programs Executive Director, Elementary Executive Director, Elem. Principals	District instructional coordinators, Teachers	Running records.	STAAR results		No Progress



# IRIS

## Campus Improvement Plan 2016-2017

### SES - SALINAS ELEMENTARY

<b>Goal</b> 01 - # 1 Student Achievement: Provide consistent quality instruction for all students, resulting in improved student achievement.
<b>Data Analyzed To Determine Need</b> TAPR Report, Campus Data Profile, AYP Data, PBMAS, TELPAS, STAAR, Index measures
<b>Long Range Goal</b> By the year 2018, 79% of the students will reach state standard in reading.
<b>Annual Performance Objective</b> To increase the percentage of the following student population meeting state standard in Reading STAAR: All students from 69% to 74%, ELL students from 68% to 73% SE students from 19% to 24%, Migrant students from N/A% to N/A%.

INIT #	AREA TARGETED	MAJOR SYSTEMS	COMPONENTS	CRITICAL SUCCESS FACTORS	CONTENT AREA	STRATEGIES, INITIATIVES AND REDESIGN	TIA COMP SCHOOL WIDE	START DATE	PROJECTED COMP. DT	EVIDENCE OF IMPLEMENTATION
8	State Assessment	Curriculum Assessment Instruction	Active Learning Effective Intervention Strategies	Academic Performance Learning Time	Reading / ELA/Math, Science	Campus: Redesign after school tutorials. Prescriptive intervention plan requirement.	RS ETAS IHQT CI	10/03/2016	06/01/2017	Lesson Plans Tutorial Prescriptive plan sheet.

INIT #	POPULATION	PERSON (S) RESPONSIBLE	RESOURCES BUDGET / HUMAN	FORMATIVE	EVALUATION	SUMMATIVE	STATUS REPORT
8	AR = At Risk SE = Special Education 504 = Section 504	Classroom teacher; campus tutorial coordinator; Campus Administration	Teachers, Team Leaders, Campus Adm. State Comp. \$8,658.00 Title I: Tutorials \$11, 223.00; Title III: \$2,525.00 RTI: \$5,280.00	Benchmark testing results.	STAAR test results.		No Progress



# IRIS

## Campus Improvement Plan 2016-2017

### SES - SALINAS ELEMENTARY

<b>Goal</b> 01 - # 1 Student Achievement: Provide consistent quality instruction for all students, resulting in improved student achievement.
<b>Data Analyzed To Determine Need</b> TAPR Report, Campus Data Profile, AYP Data, PBMAS, TELPAS, STAAR, Index measures
<b>Long Range Goal</b> By the year 2018, 79% of the students will reach state standard in reading.
<b>Annual Performance Objective</b> To increase the percentage of the following student population meeting state standard in Reading STAAR: All students from 69% to 74%, ELL students from 68% to 73% SE students from 19% to 24%, Migrant students from N/A% to N/A%.

INIT #	AREA TARGETED	MAJOR SYSTEMS	COMPONENTS	CRITICAL SUCCESS FACTORS	CONTENT AREA	STRATEGIES, INITIATIVES AND REDESIGN	TIA COMP SCHOOL WIDE	START DATE	PROJECTED COMP. DT	EVIDENCE OF IMPLEMENTATION
9	State Assessment	Curriculum Assessment Instruction Student Support Parents / Community	Effective Intervention Strategies Extended Learning Opportunities	Academic Performance	Reading / ELA	Campus: Purchase additional fiction and nonfiction books for the library. Replace old or damaged books.	IHQT CNA	08/29/2016	05/31/2017	Accelerated reader monitoring.

INIT #	POPULATION	PERSON (S) RESPONSIBLE	RESOURCES BUDGET / HUMAN	FORMATIVE EVALUATION	SUMMATIVE	STATUS REPORT
9	ALL = All Students	Librarian, Teachers, Campus Administration	Teachers, Librarian, Campus Administrators. Title I allocation: \$6,000.00	Accelerated Reader Summary Reports.	STAAR reading/Science scores.	No Progress



# IRIS

## Campus Improvement Plan 2016-2017

### SES - SALINAS ELEMENTARY

<b>Goal</b> 01 - # 1 Student Achievement: Provide consistent quality instruction for all students, resulting in improved student achievement.
<b>Data Analyzed To Determine Need</b> TAPR Report, Campus Data Profile, AYP Data, PBMAS, TELPAS, STAAR, Index measures
<b>Long Range Goal</b> By the year 2018, 79% of the students will reach state standard in reading.
<b>Annual Performance Objective</b> To increase the percentage of the following student population meeting state standard in Reading STAAR: All students from 69% to 74%, ELL students from 68% to 73% SE students from 19% to 24%, Migrant students from N/A% to N/A%.

INIT #	AREA TARGETED	MAJOR SYSTEMS	COMPONENTS	CRITICAL SUCCESS FACTORS	CONTENT AREA	STRATEGIES, INITIATIVES AND REDESIGN	TIA COMP SCHOOL WIDE	START DATE	PROJECTED COMP. DT	EVIDENCE OF IMPLEMENTATION
10	State Assessment	Curriculum Assessment Instruction Student Support	Assessment Development Collaborative Planning Data Driven Instructional Decisions Data-Driven Decision-Making Extended Learning Opportunities Rigor	Academic Performance Learning Time	Reading / ELA	Campus: Purchase additional S.T.A.A.R formatted instructional materials to supplement student achievement. (Kamico, Star Ready)	TDMRA IHQT	08/01/2016	10/01/2016	Lesson plans; walkthroughs

INIT #	POPULATION	PERSON (S) RESPONSIBLE	RESOURCES BUDGET / HUMAN	FORMATIVE EVALUATION	SUMMATIVE	STATUS REPORT
10	ALL = All Students	Principal, Teachers	Title I Allocation of \$19,559.00. Inst. Supplies Title I IStation \$4700.00	CBA's; Benchmarks; Report Cards	STAAR test results.	No Progress



# IRIS

## Campus Improvement Plan 2016-2017

### SES - SALINAS ELEMENTARY

<b>Goal</b> 01 - # 1 Student Achievement: Provide consistent quality instruction for all students, resulting in improved student achievement.
<b>Data Analyzed To Determine Need</b> TAPR Report, Campus Data Profile, AYP Data, PBMAS, TELPAS, STAAR, Index measures
<b>Long Range Goal</b> By the year 2018, 79% of the students will reach state standard in reading.
<b>Annual Performance Objective</b> To increase the percentage of the following student population meeting state standard in Reading STAAR: All students from 69% to 74%, ELL students from 68% to 73% SE students from 19% to 24%, Migrant students from N/A% to N/A%.

INIT #	AREA TARGETED	MAJOR SYSTEMS	COMPONENTS	CRITICAL SUCCESS FACTORS	CONTENT AREA	STRATEGIES, INITIATIVES AND REDESIGN	TIA COMP SCHOOL WIDE	START DATE	PROJECTED COMP. DT	EVIDENCE OF IMPLEMENTATION
11	State Assessment	Curriculum Assessment Instruction	Active Learning	Academic Performance Quality Data	Reading / ELA	Campus: Implement reading poem of the week through the V- Brick system every Friday.	CNA CI	08/29/2016	05/31/2017	Announcement listing of teachers/Students.

INIT #	POPULATION	PERSON (S) RESPONSIBLE	RESOURCES BUDGET / HUMAN	FORMATIVE EVALUATION	SUMMATIVE EVALUATION	STATUS REPORT
11	ALL = All Students	Teachers, Principal	Teachers, Principal	Increase on reading objectives (Poetry) benchmark.	Increase in reading obj. (Poetry) STAAR test.	No Progress



# IRIS

## Campus Improvement Plan 2016-2017

### SES - SALINAS ELEMENTARY

<b>Goal</b> 01 - # 1 Student Achievement: Provide consistent quality instruction for all students, resulting in improved student achievement.
<b>Data Analyzed To Determine Need</b> TAPR Report, Campus Data Profile, AYP Data, PBMAS, TELPAS, STAAR, Index measures
<b>Long Range Goal</b> By the year 2018, 79% of the students will reach state standard in reading.
<b>Annual Performance Objective</b> To increase the percentage of the following student population meeting state standard in Reading STAAR: All students from 69% to 74%, ELL students from 68% to 73% SE students from 19% to 24%, Migrant students from N/A% to N/A%.

INIT #	AREA TARGETED	MAJOR SYSTEMS	COMPONENTS	CRITICAL SUCCESS FACTORS	CONTENT AREA	STRATEGIES, INITIATIVES AND REDESIGN	TIA COMP SCHOOL WIDE	START DATE	PROJECTED COMP. DT	EVIDENCE OF IMPLEMENTATION
12	State Assessment	Curriculum Assessment Instruction Student Support Parents / Community	Active Learning Rigor Rigorous and Relevant	Academic Performance Quality Data	Reading / ELA	Campus: Increase number of AR nights monthly. Include more opportunities for AR testing.	CNA CI SIPI	09/01/2016	05/01/2017	Library schedule, Extended schedule

INIT #	POPULATION	PERSON (S) RESPONSIBLE	RESOURCES BUDGET / HUMAN	FORMATIVE EVALUATION	SUMMATIVE EVALUATION	STATUS REPORT
12	ALL = All Students	Librarian, Principal, Teachers	Librarian, Principal, Teachers	AR summary reports, AR diagnostic report	STAAR results.	No Progress



# IRIS

## Campus Improvement Plan 2016-2017

### SES - SALINAS ELEMENTARY

<b>Goal</b> 01 - # 1 Student Achievement: Provide consistent quality instruction for all students, resulting in improved student achievement.
<b>Data Analyzed To Determine Need</b> TAPR Report, Campus Data Profile, AYP Data, PBMAS, TELPAS, STAAR, Index measures
<b>Long Range Goal</b> By the year 2018, 79% of the students will reach state standard in reading.
<b>Annual Performance Objective</b> To increase the percentage of the following student population meeting state standard in Reading STAAR: All students from 69% to 74%, ELL students from 68% to 73% SE students from 19% to 24%, Migrant students from N/A% to N/A%.

INIT #	AREA TARGETED	MAJOR SYSTEMS	COMPONENTS	CRITICAL SUCCESS FACTORS	CONTENT AREA	STRATEGIES, INITIATIVES AND REDESIGN	TIA COMP SCHOOL WIDE	START DATE	PROJECTED COMP. DT	EVIDENCE OF IMPLEMENTATION
13	State Assessment	Curriculum Assessment Instruction Student Support	Active Learning Curriculum Sequence / Pacing Daily Monitoring of Student Progress Data-Driven Decision-Making Differentiation to Meet Needs Effective Intervention Strategies	Academic Performance Quality Data Learning Time	Reading / ELA, Math	Campus: Purchase various computer programs which will support students in need of intervention. Istation, Starfall, Mindplay, Sumdog, Star test generator	CNA	08/29/2016	05/31/2017	Diagnostic reports provided.

INIT #	POPULATION	PERSON (S) RESPONSIBLE	RESOURCES BUDGET / HUMAN	EVALUATION	STATUS REPORT	
				FORMATIVE	SUMMATIVE	
13	ALL = All Students	Teacher, Campus Administration, RTI committee.	Teacher, Campus Administration, RTI committee.	Benchmark tests, MOY Istation results	STAAR results	No Progress





# IRIS

## Campus Improvement Plan 2016-2017

### SES - SALINAS ELEMENTARY

<b>Goal</b> 01 - # 1 Student Achievement: Provide consistent quality instruction for all students, resulting in improved student achievement.
<b>Data Analyzed To Determine Need</b> TAPR Report, Campus Data Profile, AYP Data, PBMAS, TELPAS, STAAR, Index measures
<b>Long Range Goal</b> By the year 2018, 79% of the students will reach state standard in reading.
<b>Annual Performance Objective</b> To increase the percentage of the following student population meeting state standard in Reading STAAR: All students from 69% to 74%, ELL students from 68% to 73% SE students from 19% to 24%, Migrant students from N/A% to N/A%.

INIT #	AREA TARGETED	MAJOR SYSTEMS	COMPONENTS	CRITICAL SUCCESS FACTORS	CONTENT AREA	STRATEGIES, INITIATIVES AND REDESIGN	TIA COMP SCHOOL WIDE	START DATE	PROJECTED COMP. DT	EVIDENCE OF IMPLEMENTATION
14	State Assessment	Curriculum Assessment Instruction Student Support	Daily Monitoring of Student Progress Differentiation to Meet Needs Effective Intervention Strategies	Academic Performance Learning Time	Reading / ELA Math	Campus: Improve R.T.I school-wide system by meeting 2 times a month. September through April.	CNA ETAS CI	09/01/2016	05/31/2017	RTI agenda's and sign n sheets.

INIT #	POPULATION	PERSON (S) RESPONSIBLE	RESOURCES BUDGET / HUMAN	FORMATIVE EVALUATION	SUMMATIVE	STATUS REPORT
14	AR = At Risk	Teachers, RTI committee	Teachers, RTI committee	Progress reports; Report cards; weekly tests.	STAAR results	No Progress



# IRIS

## Campus Improvement Plan 2016-2017

### SES - SALINAS ELEMENTARY

<b>Goal</b> 01 - # 1 Student Achievement: Provide consistent quality instruction for all students, resulting in improved student achievement.
<b>Data Analyzed To Determine Need</b> TAPR Report, Campus Data Profile, AYP Data, PBMAS, TELPAS, STAAR, Index measures
<b>Long Range Goal</b> By the year 2018, 79% of the students will reach state standard in reading.
<b>Annual Performance Objective</b> To increase the percentage of the following student population meeting state standard in Reading STAAR: All students from 69% to 74%, ELL students from 68% to 73% SE students from 19% to 24%, Migrant students from N/A% to N/A%.

INIT #	AREA TARGETED	MAJOR SYSTEMS	COMPONENTS	CRITICAL SUCCESS FACTORS	CONTENT AREA	STRATEGIES, INITIATIVES AND REDESIGN	TIA COMP SCHOOL WIDE	START DATE	PROJECTED COMP. DT	EVIDENCE OF IMPLEMENTATION
15	State Assessment	Curriculum Assessment Instruction	Active Learning	Academic Performance	Reading / ELA	District: Integration of Reading and ELA components into the district scope and sequence.	HQPD IHQT CI	07/01/2016	05/31/2017	Scope and sequence.

INIT #	POPULATION	PERSON (S) RESPONSIBLE	RESOURCES BUDGET / HUMAN	FORMATIVE EVALUATION	SUMMATIVE EVALUATION	STATUS REPORT
15	ALL = All Students	Coordinators	Principal, teachers, coordinators	Scope and sequence implementation.	ERO evaluations.	No Progress



# IRIS

## Campus Improvement Plan 2016-2017

### SES - SALINAS ELEMENTARY

<b>Goal</b> 01 - # 1 Student Achievement: Provide consistent quality instruction for all students, resulting in improved student achievement.
<b>Data Analyzed To Determine Need</b> TAPR Report, Campus Data Profile, AYP Data, PBMAS, TELPAS, STAAR, Index measures
<b>Long Range Goal</b> By the year 2018, 79% of the students will reach state standard in reading.
<b>Annual Performance Objective</b> To increase the percentage of the following student population meeting state standard in Reading STAAR: All students from 69% to 74%, ELL students from 68% to 73% SE students from 19% to 24%, Migrant students from N/A% to N/A%.

INIT #	AREA TARGETED	MAJOR SYSTEMS	COMPONENTS	CRITICAL SUCCESS FACTORS	CONTENT AREA	STRATEGIES, INITIATIVES AND REDESIGN	TIA COMP SCHOOL WIDE	START DATE	PROJECTED COMP. DT	EVIDENCE OF IMPLEMENTATION
16	State Assessment	Curriculum Assessment Instruction Student Support	Collaborative Planning Curriculum Sequence / Pacing Daily Monitoring of Student Progress Data Driven Instructional Decisions	Academic Performance	Reading / ELA Math Science ELL	Campus: Reduce the number of special education student receiving resource classes.	CI CNA	08/25/2016	05/31/2017	Review of STAAR assessment data conducted 8-25-16

INIT #	POPULATION	PERSON (S) RESPONSIBLE	RESOURCES BUDGET / HUMAN	FORMATIVE EVALUATION	SUMMATIVE	STATUS REPORT
16	ALL = All Students	Principal-Assistant Principal Special Ed. Teachers	Teachers, Principals	Review of STAAR A assessment data. Reduce number of students by 10 %.	STAAR results STAAR A results	Accomplished



# IRIS

## Campus Improvement Plan 2016-2017

### SES - SALINAS ELEMENTARY

<b>Goal</b> 01 - # 1 Student Achievement: Provide consistent quality instruction for all students, resulting in improved student achievement.
<b>Data Analyzed To Determine Need</b> TAPR Report, Campus Data Profile, AYP Data, PBMAS, TELPAS, STAAR, Index measures
<b>Long Range Goal</b> By the year 2018, 79% of the students will reach state standard in reading.
<b>Annual Performance Objective</b> To increase the percentage of the following student population meeting state standard in Reading STAAR: All students from 69% to 74%, ELL students from 68% to 73% SE students from 19% to 24%, Migrant students from N/A% to N/A%.

INIT #	AREA TARGETED	MAJOR SYSTEMS	COMPONENTS	CRITICAL SUCCESS FACTORS	CONTENT AREA	STRATEGIES, INITIATIVES AND REDESIGN	TIA COMP SCHOOL WIDE	START DATE	PROJECTED COMP. DT	EVIDENCE OF IMPLEMENTATION
17	State Assessment LRE	System Safeguards	Data Driven Instructional Decisions	Academic Performance	Reading / ELA Math	Campus: Meet with every special ed. student at the end of the 3rd and 6th weeks to monitor progress and promote student self confidence.	CI	09/01/2016	05/31/2017	Data Binder/Progress monitoring charts. Book of excellence.

INIT #	POPULATION	PERSON (S) RESPONSIBLE	RESOURCES BUDGET / HUMAN	FORMATIVE EVALUATION	SUMMATIVE	STATUS REPORT
17	SE = Special Education	Principal, Assistant Principal, teachers	Principal, Assistant Principal, teachers	CBA's, benchmarks, weekly tests	STAAR test	No Progress



# IRIS

## Campus Improvement Plan 2016-2017

### SES - SALINAS ELEMENTARY

**Goal** 01 - Student Achievement: Provide consistent quality instruction for all students, resulting in improved student achievement.

**Data Analyzed To Determine Need** TAPR Report, Campus Data Profile, AYP Data, PBMAS, TELPAS, STAAR, Index measures

**Long Range Goal** By the year 2018, 88% of the students will reach state standard in math.

**Annual Performance Objective** To increase the percentage of the following student population meeting state standard in Math STAAR:  
 All students from 77% to 83%, ELL students from 77% to 82%  
 SE students from 31% to 36%, Migrant students from N/A% to N/A%.

INIT #	AREA TARGETED	MAJOR SYSTEMS	COMPONENTS	CRITICAL SUCCESS FACTORS	CONTENT AREA	STRATEGIES, INITIATIVES AND REDESIGN	TIA COMP SCHOOL WIDE	START DATE	PROJECTED COMP. DT	EVIDENCE OF IMPLEMENTATION
1	State Assessment	Curriculum Assessment Instruction	Rigor, Relevance	Academic Performance Learning Time	Math	District: Update district events: Math Bee skills	IHQT RS CI	04/01/2016	05/30/2016	Guidelines presented during parent orientation.

INIT #	POPULATION	PERSON (S) RESPONSIBLE	RESOURCES BUDGET / HUMAN	EVALUATION		STATUS REPORT
				FORMATIVE	SUMMATIVE	
1	ALL = All Students	Executive Director, Elementary, Elementary Director, Academic Coordinator, Elementary Principals, Teachers	Teachers, Team Leaders, Campus Administration, Math Instructional Coordinators	CBA's	STAAR results	No Progress



# IRIS

## Campus Improvement Plan 2016-2017

### SES - SALINAS ELEMENTARY

**Goal** 01 - Student Achievement: Provide consistent quality instruction for all students, resulting in improved student achievement.

**Data Analyzed To Determine Need** TAPR Report, Campus Data Profile, AYP Data, PBMAS, TELPAS, STAAR, Index measures

**Long Range Goal** By the year 2018, 88% of the students will reach state standard in math.

**Annual Performance Objective** To increase the percentage of the following student population meeting state standard in Math STAAR:  
 All students from 77% to 83%, ELL students from 77% to 82%  
 SE students from 31% to 36%, Migrant students from N/A% to N/A%.

INIT #	AREA TARGETED	MAJOR SYSTEMS	COMPONENTS	CRITICAL SUCCESS FACTORS	CONTENT AREA	STRATEGIES, INITIATIVES AND REDESIGN	TIA COMP SCHOOL WIDE	START DATE	PROJECTED COMP. DT	EVIDENCE OF IMPLEMENTATION
2	State Assessment	Curriculum Assessment Instruction	Relevance Rigor	Academic Performance	Math, Reading	District: Co - Teaching arrangement in 3rd grade. Integrate P.L.C opportunity at staff meetings.	RS CI IHQT	08/01/2016	06/30/2017	SPED checks, schedules, LRE checks, SPED Code,

INIT #	POPULATION	PERSON (S) RESPONSIBLE	RESOURCES BUDGET / HUMAN	EVALUATION		STATUS REPORT
				FORMATIVE	SUMMATIVE	
2	ALL = All Students	Special Education Instructional Coordinators Principal Teachers	Special Education and General Ed. Teachers, Team Leaders, Special Education instructional coordinators	LRE checks, CBA's	STAAR results	No Progress



# IRIS

## Campus Improvement Plan 2016-2017

### SES - SALINAS ELEMENTARY

<b>Goal</b> 01 - Student Achievement: Provide consistent quality instruction for all students, resulting in improved student achievement.
<b>Data Analyzed To Determine Need</b> TAPR Report, Campus Data Profile, AYP Data, PBMAS, TELPAS, STAAR, Index measures
<b>Long Range Goal</b> By the year 2018, 88% of the students will reach state standard in math.
<b>Annual Performance Objective</b> To increase the percentage of the following student population meeting state standard in Math STAAR: All students from 77% to 83%, ELL students from 77% to 82% SE students from 31% to 36%, Migrant students from N/A% to N/A%.

INIT #	AREA TARGETED	MAJOR SYSTEMS	COMPONENTS	CRITICAL SUCCESS FACTORS	CONTENT AREA	STRATEGIES, INITIATIVES AND REDESIGN	TIA COMP SCHOOL WIDE	START DATE	PROJECTED COMP. DT	EVIDENCE OF IMPLEMENTATION
3	State Assessment	Curriculum Assessment Instruction	Active Learning	Academic Performance Learning Time	Math	Campus: Initiate the first ever math Olympics at Salinas.	CNA CI	11/01/2016	12/16/2016	Student sign in roster.

INIT #	POPULATION	PERSON (S) RESPONSIBLE	RESOURCES BUDGET / HUMAN	FORMATIVE EVALUATION	SUMMATIVE EVALUATION	STATUS REPORT
3	ALL = All Students	Teachers and Campus Administrators.	Teachers Campus Administrators	Benchmark results	STAAR results	No Progress



# IRIS

## Campus Improvement Plan 2016-2017

### SES - SALINAS ELEMENTARY

**Goal** 01 - Student Achievement: Provide consistent quality instruction for all students, resulting in improved student achievement.

**Data Analyzed To Determine Need** TAPR Report, Campus Data Profile, AYP Data, PBMAS, TELPAS, STAAR, Index measures

**Long Range Goal** By the year 2018, 88% of the students will reach state standard in math.

**Annual Performance Objective** To increase the percentage of the following student population meeting state standard in Math STAAR:  
 All students from 77% to 83%, ELL students from 77% to 82%  
 SE students from 31% to 36%, Migrant students from N/A% to N/A%.

INIT #	AREA TARGETED	MAJOR SYSTEMS	COMPONENTS	CRITICAL SUCCESS FACTORS	CONTENT AREA	STRATEGIES, INITIATIVES AND REDESIGN	TIA COMP SCHOOL WIDE	START DATE	PROJECTED COMP. DT	EVIDENCE OF IMPLEMENTATION
4	State Assessment	Curriculum Assessment Instruction	Active Learning Assessment Development Collaborative Planning Guaranteed Viable Curriculum Instructional Processes / Pedagogy	Academic Performance Learning Time	Math	Campus: Initiate opportunities for teachers to evaluate the math curriculum. (Grade level meetings)	HQPD CI TDMRA	08/29/2016	05/31/2017	ERO survey

INIT #	POPULATION	PERSON (S) RESPONSIBLE	RESOURCES BUDGET / HUMAN	FORMATIVE EVALUATION	SUMMATIVE	STATUS REPORT
4	ALL = All Students	Teachers, Principal	Teachers, Principal	Sign in sheet at grade level.	ERO input.	No Progress





# IRIS

## Campus Improvement Plan 2016-2017

### SES - SALINAS ELEMENTARY

<b>Goal</b> 01 - Student Achievement: Provide consistent quality instruction for all students, resulting in improved student achievement.
<b>Data Analyzed To Determine Need</b> TAPR Report, Campus Data Profile, AYP Data, PBMAS, TELPAS, STAAR, Index measures
<b>Long Range Goal</b> By the year 2018, 77% of students will reach state standard in science.
<b>Annual Performance Objective</b> To increase the percentage of the following student population meeting state standard in Science STAAR: All students from 67% to 72%, ELL students from 67% to 72% SE students from 36% to 41%, Migrant students from N/A to N/A%.

INIT #	AREA TARGETED	MAJOR SYSTEMS	COMPONENTS	CRITICAL SUCCESS FACTORS	CONTENT AREA	STRATEGIES, INITIATIVES AND REDESIGN	TIA COMP SCHOOL WIDE	START DATE	PROJECTED COMP. DT	EVIDENCE OF IMPLEMENTATION
1	State Assessment	Curriculum Assessment Instruction	Relevance Rigor	Academic Performance Learning Time	Science	Campus: Incorporate S.T.E. A.M into science curriculum and into science fair projects.	IHQT CI	08/01/2016	05/31/2017	Science Units, Weekly tests, CBA's, Benchmarks, Science Fair

INIT #	POPULATION	PERSON (S) RESPONSIBLE	RESOURCES BUDGET / HUMAN	EVALUATION FORMATIVE	EVALUATION SUMMATIVE	STATUS REPORT
1	ALL = All Students	Executive Director, Elementary Principal, Director Elementary, Teachers	Teachers, Team Leaders, Campus Administration	Weekly tests, CBA's Benchmarks, Science Fair	STAAR results	No Progress



# IRIS

## Campus Improvement Plan 2016-2017

### SES - SALINAS ELEMENTARY

**Goal** 01 - Student Achievement: Provide consistent quality instruction for all students, resulting in improved student achievement.

**Data Analyzed To Determine Need** TAPR Report, Campus Data Profile, AYP Data, PBMAS, TELPAS, STAAR, Index measures

**Long Range Goal** By the year 2018, 77% of students will reach state standard in science.

**Annual Performance Objective** To increase the percentage of the following student population meeting state standard in Science STAAR:  
 All students from 67% to 72%, ELL students from 67% to 72%  
 SE students from 36% to 41%, Migrant students from N/A to N/A%.

INIT #	AREA TARGETED	MAJOR SYSTEMS	COMPONENTS	CRITICAL SUCCESS FACTORS	CONTENT AREA	STRATEGIES, INITIATIVES AND REDESIGN	TIA COMP SCHOOL WIDE	START DATE	PROJECTED COMP. DT	EVIDENCE OF IMPLEMENTATION
2	State Assessment	Curriculum Assessment	Relevance Rigor	Academic Performance	Science	District: STEMBowl Knowledge for College and district Summer STEMBowl	RS CI	06/30/2017	06/30/2017	ITV Recordings, District Winners

INIT #	POPULATION	PERSON (S) RESPONSIBLE	RESOURCES BUDGET / HUMAN	EVALUATION		STATUS REPORT
				FORMATIVE	SUMMATIVE	
2	ALL = All Students	Elementary Executive Director, Elementary Director, Principals, Teachers	Teachers, Team Leaders, Campus Administration	ITV, Recordings, District winners	STAAR results	No Progress



# IRIS

## Campus Improvement Plan 2016-2017

### SES - SALINAS ELEMENTARY

<b>Goal</b> 01 - Student Achievement: Provide consistent quality instruction for all students, resulting in improved student achievement.
<b>Data Analyzed To Determine Need</b> TAPR Report, Campus Data Profile, AYP Data, PBMAS, TELPAS, STAAR, Index measures
<b>Long Range Goal</b> By the year 2018, 77% of students will reach state standard in science.
<b>Annual Performance Objective</b> To increase the percentage of the following student population meeting state standard in Science STAAR: All students from 67% to 72%, ELL students from 67% to 72% SE students from 36% to 41%, Migrant students from N/A to N/A%.

INIT #	AREA TARGETED	MAJOR SYSTEMS	COMPONENTS	CRITICAL SUCCESS FACTORS	CONTENT AREA	STRATEGIES, INITIATIVES AND REDESIGN	TIA COMP SCHOOL WIDE	START DATE	PROJECTED COMP. DT	EVIDENCE OF IMPLEMENTATION
3	State Assessment	Curriculum Assessment Instruction	Accountability Process	Academic Performance	Science	Campus: Utilize Vbrick as instructional tool for vocabulary.	CNA	09/05/2016	05/31/2017	Daily announcements to studetns.

INIT #	POPULATION	PERSON (S) RESPONSIBLE	RESOURCES BUDGET / HUMAN	FORMATIVE EVALUATION	SUMMATIVE	STATUS REPORT
3	ALL = All Students	Teachers	Principal, Librarian, Teachers	Benchmark, C,B,A's	STAAR results	No Progress



# IRIS

## Campus Improvement Plan 2016-2017

### SES - SALINAS ELEMENTARY

<b>Goal</b> 01 - Student Achievement: Provide consistent quality instruction for all students, resulting in improved student achievement.
<b>Data Analyzed To Determine Need</b> TAPR Report, Campus Data Profile, AYP Data, PBMAS, TELPAS, STAAR, Index measures
<b>Long Range Goal</b> By the year 2018, 74% of the students will reach state standard in writing/ELA.
<b>Annual Performance Objective</b> To increase the percentage of the following student population meeting state standard in Writing STAAR: All students from 64% to 69%, ELL students from 67% to 72% SE students from 14% to 19%, Migrant students from N/A% to N/A%.

INIT #	AREA TARGETED	MAJOR SYSTEMS	COMPONENTS	CRITICAL SUCCESS FACTORS	CONTENT AREA	STRATEGIES, INITIATIVES AND REDESIGN	TIA COMP SCHOOL WIDE	START DATE	PROJECTED COMP. DT	EVIDENCE OF IMPLEMENTATION
1	State Assessment	Instruction, Curriculum and Assessment	Rigor, Relevance	Academic Performance	Reading / ELA Math Science Social Studies ELL	Vertical Alignment Meetings: 2 minimum for the year, well documented with an agenda, attendance, schedule to cover all grade levels, and meeting notes.	RS CI HQPD TDMRA	08/01/2016	06/30/2017	Meeting , Agenda's and Sign in sheets

INIT #	POPULATION	PERSON (S) RESPONSIBLE	RESOURCES BUDGET / HUMAN	FORMATIVE EVALUATION	SUMMATIVE	STATUS REPORT
1	ALL = All Students	Elementary Principals and Teachers.	Teachers	Meeting Agenda's and sign in sheets. Benchmark tests CBA tests	STAAR data.	No Progress



# IRIS

## Campus Improvement Plan 2016-2017

### SES - SALINAS ELEMENTARY

<b>Goal</b> 01 - Student Achievement: Provide consistent quality instruction for all students, resulting in improved student achievement.
<b>Data Analyzed To Determine Need</b> TAPR Report, Campus Data Profile, AYP Data, PBMAS, TELPAS, STAAR, Index measures
<b>Long Range Goal</b> By the year 2018, 74% of the students will reach state standard in writing/ELA.
<b>Annual Performance Objective</b> To increase the percentage of the following student population meeting state standard in Writing STAAR: All students from 64% to 69%, ELL students from 67% to 72% SE students from 14% to 19%, Migrant students from N/A% to N/A%.

INIT #	AREA TARGETED	MAJOR SYSTEMS	COMPONENTS	CRITICAL SUCCESS FACTORS	CONTENT AREA	STRATEGIES, INITIATIVES AND REDESIGN	TIA COMP SCHOOL WIDE	START DATE	PROJECTED COMP. DT	EVIDENCE OF IMPLEMENTATION
2	State Assessment	Instruction, Curriculum and Assessment.	Rigor, Relevance, Monitoring, Student Progress.	Academic Performance	Reading / ELA Math Science Social Studies ELL	District: Curriculum Advisory Committee comprised of principals representing middle school feeders that meets every 6 weeks.	CI ETAS	08/22/2016	06/30/2017	Meeting Agenda's, Sign in sheets, VBrick recordings

INIT #	POPULATION	PERSON (S) RESPONSIBLE	RESOURCES BUDGET / HUMAN	FORMATIVE EVALUATION	SUMMATIVE EVALUATION	STATUS REPORT
2	ALL = All Students	Elementary Executive Director, Elementary Director, Elementary Pathfinders and team leaders.	Principals	Sign in sheets.	Adjustments to scope and sequence.	No Progress



# IRIS

## Campus Improvement Plan 2016-2017

### SES - SALINAS ELEMENTARY

<b>Goal</b> 01 - Student Achievement: Provide consistent quality instruction for all students, resulting in improved student achievement.
<b>Data Analyzed To Determine Need</b> TAPR Report, Campus Data Profile, AYP Data, PBMAS, TELPAS, STAAR, Index measures
<b>Long Range Goal</b> By the year 2018, 74% of the students will reach state standard in writing/ELA.
<b>Annual Performance Objective</b> To increase the percentage of the following student population meeting state standard in Writing STAAR: All students from 64% to 69%, ELL students from 67% to 72% SE students from 14% to 19%, Migrant students from N/A% to N/A%.

INIT #	AREA TARGETED	MAJOR SYSTEMS	COMPONENTS	CRITICAL SUCCESS FACTORS	CONTENT AREA	STRATEGIES, INITIATIVES AND REDESIGN	TIA COMP SCHOOL WIDE	START DATE	PROJECTED COMP. DT	EVIDENCE OF IMPLEMENTATION
3	State Assessment	Curriculum Assessment Instruction Student Support	Self-Directed Engaged Students	Academic Performance School Climate	Reading / ELA	Campus: Initiate a campus pen pal writing program. Grade levels will write to each other throughout the year.	CNA CI	09/05/2016	04/01/2017	Pen pal letters Grade level meeting

INIT #	POPULATION	PERSON (S) RESPONSIBLE	RESOURCES BUDGET / HUMAN	FORMATIVE EVALUATION	SUMMATIVE	STATUS REPORT
3	ALL = All Students	Teachers, Campus Administration	Teachers and campus administration.	Grade level sharing. Improved writing benchmark compositions.	STAAR results	No Progress



# IRIS

## Campus Improvement Plan 2016-2017

### SES - SALINAS ELEMENTARY

<b>Goal</b> 01 - Student Achievement: Provide consistent quality instruction for all students, resulting in improved student achievement.
<b>Data Analyzed To Determine Need</b> TAPR Report, Campus Data Profile, AYP Data, PBMAS, TELPAS, STAAR, Index measures
<b>Long Range Goal</b> By the year 2018, 74% of the students will reach state standard in writing/ELA.
<b>Annual Performance Objective</b> To increase the percentage of the following student population meeting state standard in Writing STAAR: All students from 64% to 69%, ELL students from 67% to 72% SE students from 14% to 19%, Migrant students from N/A% to N/A%.

INIT #	AREA TARGETED	MAJOR SYSTEMS	COMPONENTS	CRITICAL SUCCESS FACTORS	CONTENT AREA	STRATEGIES, INITIATIVES AND REDESIGN	TIA COMP SCHOOL WIDE	START DATE	PROJECTED COMP. DT	EVIDENCE OF IMPLEMENTATION
4	State Assessment	Curriculum Assessment Instruction	Curriculum Sequence / Pacing Daily Monitoring of Student Progress	Academic Performance	Reading / ELA	Campus: Use writing committee to review and score student compositions utilizing the writing rubric.	CI CNA	09/01/2016	05/31/2017	Committee writing committee meetings every 6 weeks.

INIT #	POPULATION	PERSON (S) RESPONSIBLE	RESOURCES BUDGET / HUMAN	FORMATIVE EVALUATION	SUMMATIVE	STATUS REPORT
4	ALL = All Students	Classroom teachers Writing committee	Teachers, Principals	Review of compositions every 6 weeks.	STAAR results	No Progress



# IRIS

## Campus Improvement Plan 2016-2017

### SES - SALINAS ELEMENTARY

<b>Goal</b> 1 - Student Achievement: Provide consistent quality instruction for all students, resulting in improved student achievement.
<b>Data Analyzed To Determine Need</b> TELPAS Ratings, TPRI/Tejas Lee, Mclass, AMAO's 1,2,3
<b>Long Range Goal</b> By the year 2018, 78% of the E.L.L students will reach state standards in Reading, 87% in Math, 77% in Writing and 77% Science. Increase the percentage of E.L.L students meeting advanced and advanced high on the T.E.L.P.A.S from 60% to 70%.
<b>Annual Performance Objective</b> To increase the percentage of E.L.L. students population meeting Advanced and Advanced High composite rating on the T.E.L.P.A.S. from 60% to 65%.

INIT #	AREA TARGETED	MAJOR SYSTEMS	COMPONENTS	CRITICAL SUCCESS FACTORS	CONTENT AREA	STRATEGIES, INITIATIVES AND REDESIGN	TIA COMP SCHOOL WIDE	START DATE	PROJECTED COMP. DT	EVIDENCE OF IMPLEMENTATION
1	LRE	Curriculum Assessment Instruction Student Support Representation	Monitoring, Student progress, Student centered, Targeted Professional Development	Academic Performance	ELL	Campus: Train and implement on ESL/Reach program for kindergarten to 5th grade teachers of E.L.L's. Targeting new teachers of E.L.L's. Targeting new teachers in need of assistance.	HQPD	08/01/2016	06/30/2016	Classroom Schedules, REACH, At-glance, REACH lessons, classroom, Bil. /DUAL

INIT #	POPULATION	PERSON (S) RESPONSIBLE	RESOURCES BUDGET / HUMAN	FORMATIVE EVALUATION	SUMMATIVE	STATUS REPORT
1	ALL = All Students	Director of bilingual dept. Executive director of fed. programs/Title III, Principal	Director of bilingual dept. Executive director of fed. programs/Title III, Principal	Class schedules	STAAR results	No Progress





# IRIS

## Campus Improvement Plan 2016-2017

### SES - SALINAS ELEMENTARY

<b>Goal</b> 1 - Student Achievement: Provide consistent quality instruction for all students, resulting in improved student achievement.
<b>Data Analyzed To Determine Need</b> TELPAS Ratings, TPRI/Tejas Lee, Mclass, AMAO's 1,2,3
<b>Long Range Goal</b> By the year 2018, 78% of the E.L.L students will reach state standards in Reading, 87% in Math, 77% in Writing and 77% Science. Increase the percentage of E.L.L students meeting advanced and advanced high on the T.E.L.P.A.S from 60% to 70%.
<b>Annual Performance Objective</b> To increase the percentage of E.L.L. students population meeting Advanced and Advanced High composite rating on the T.E.L.P.A.S. from 60% to 65%.

INIT #	AREA TARGETED	MAJOR SYSTEMS	COMPONENTS	CRITICAL SUCCESS FACTORS	CONTENT AREA	STRATEGIES, INITIATIVES AND REDESIGN	TIA COMP SCHOOL WIDE	START DATE	PROJECTED COMP. DT	EVIDENCE OF IMPLEMENTATION
2	State Assessment	Curriculum Assessment Instruction Student Support	Targeted Professional Development (PD) with Support	Academic Performance Learning Time Teacher Quality	ELL	District: Request for 2nd grade DUAL teachers to provide the text levels acquired in both languages by the DUAL participating students at BOY, M.O.Y, and E.O.Y. This will assist in the evaluation of the DUAL program.	TDMRA IHQT ETAS	09/01/2016	05/31/2017	Text level reports in both languages, classroom observations.

INIT #	POPULATION	PERSON (S) RESPONSIBLE	RESOURCES BUDGET / HUMAN	FORMATIVE	EVALUATION	SUMMATIVE	STATUS REPORT
2	Bil = Bilingual	Director of blingual dept. LAP Instructional El. Coordinators, Elementary Principals, Executive Director of Fed. Programs	Classroom Teachers, Reading Intervention Teachers Title I salary \$67,936.00	Text level reports	T.E.L.P.A.S		No Progress



# IRIS

## Campus Improvement Plan 2016-2017

### SES - SALINAS ELEMENTARY

<b>Goal</b> 1 - Student Achievement: Provide consistent quality instruction for all students, resulting in improved student achievement.
<b>Data Analyzed To Determine Need</b> TELPAS Ratings, TPRI/Tejas Lee, Mclass, AMAO's 1,2,3
<b>Long Range Goal</b> By the year 2018, 78% of the E.L.L students will reach state standards in Reading, 87% in Math, 77% in Writing and 77% Science. Increase the percentage of E.L.L students meeting advanced and advanced high on the T.E.L.P.A.S from 60% to 70%.
<b>Annual Performance Objective</b> To increase the percentage of E.L.L. students population meeting Advanced and Advanced High composite rating on the T.E.L.P.A.S. from 60% to 65%.

INIT #	AREA TARGETED	MAJOR SYSTEMS	COMPONENTS	CRITICAL SUCCESS FACTORS	CONTENT AREA	STRATEGIES, INITIATIVES AND REDESIGN	TIA COMP SCHOOL WIDE	START DATE	PROJECTED COMP. DT	EVIDENCE OF IMPLEMENTATION
3	Data Systems	Student Support	Targeted Professional Development (PD) with Support	Academic Performance	ELL	Campus: Train and provide support to K-8th grade teachers, in the DUAL participating campuses on the theory, expectations, technology, and curriculum and instruction for an effective DUAL program. DUAL teachers new to the program, new to the grade level and teachers in need of assistance.	HQPD	09/01/2016	06/30/2017	Bilingual Dept. Plan, Title III, Capital outlay, Classroom observations

INIT #	POPULATION	PERSON (S) RESPONSIBLE	RESOURCES BUDGET / HUMAN	EVALUATION	STATUS REPORT
				FORMATIVE	SUMMATIVE
3	ALL = All Students	Director of the bilingual department, LAP instructional EL and director of tech. CIT, CIT coordinators.	Dual language Teachers	Title III plan	T.E.L.P.A.S
					No Progress



# IRIS

## Campus Improvement Plan 2016-2017

### SES - SALINAS ELEMENTARY

<b>Goal</b> 1 - Student Achievement: Provide consistent quality instruction for all students, resulting in improved student achievement.
<b>Data Analyzed To Determine Need</b> TELPAS Ratings, TPRI/Tejas Lee, Mclass, AMAO's 1,2,3
<b>Long Range Goal</b> By the year 2018, 78% of the E.L.L students will reach state standards in Reading, 87% in Math, 77% in Writing and 77% Science. Increase the percentage of E.L.L students meeting advanced and advanced high on the T.E.L.P.A.S from 60% to 70%.
<b>Annual Performance Objective</b> To increase the percentage of E.L.L. students population meeting Advanced and Advanced High composite rating on the T.E.L.P.A.S. from 60% to 65%.

INIT #	AREA TARGETED	MAJOR SYSTEMS	COMPONENTS	CRITICAL SUCCESS FACTORS	CONTENT AREA	STRATEGIES, INITIATIVES AND REDESIGN	TIA COMP SCHOOL WIDE	START DATE	PROJECTED COMP. DT	EVIDENCE OF IMPLEMENTATION
4	State Assessment	Instruction Student Support Parents / Community	Student Centered / Empowered	Academic Performance Learning Time Family / Community Support Teacher Quality	ELL	District: Implement the DUAL SHOWCASE at Elementary level (Phase II) Projects to be created during the Fall semester (preferably) in any of the following months (e.g. Sept. Oct. National Hispanic Heritage month, November- Bilingual ed. awareness month for U.I.S. D, December Christmas Around the World, May 5 Cinco de Mayo. Elementary level K-3 based S.S. TEKS in espaniol for parents to attend.	IHQT TRAN CI SIPI	09/01/2016	05/31/2017	Sign in sheets, Agenda's, Invitations

INIT #	POPULATION	PERSON (S) RESPONSIBLE	RESOURCES BUDGET / HUMAN	FORMATIVE	EVALUATION	SUMMATIVE	STATUS REPORT
4	ALL = All Students	Bilingual Director, LAP instructional EL coordinators, Elementary Principals.	Dual language teachers	Project Development	T.E.L.P.A.S, Dual lang. showcase		No Progress



# IRIS

## Campus Improvement Plan 2016-2017

### SES - SALINAS ELEMENTARY

<b>Goal</b> 1 - Student Achievement: Provide consistent quality instruction for all students, resulting in improved student achievement.
<b>Data Analyzed To Determine Need</b> TELPAS Ratings, TPRI/Tejas Lee, Mclass, AMAO's 1,2,3
<b>Long Range Goal</b> By the year 2018, 78% of the E.L.L students will reach state standards in Reading, 87% in Math, 77% in Writing and 77% Science. Increase the percentage of E.L.L students meeting advanced and advanced high on the T.E.L.P.A.S from 60% to 70%.
<b>Annual Performance Objective</b> To increase the percentage of E.L.L. students population meeting Advanced and Advanced High composite rating on the T.E.L.P.A.S. from 60% to 65%.

INIT #	AREA TARGETED	MAJOR SYSTEMS	COMPONENTS	CRITICAL SUCCESS FACTORS	CONTENT AREA	STRATEGIES, INITIATIVES AND REDESIGN	TIA COMP SCHOOL WIDE	START DATE	PROJECTED COMP. DT	EVIDENCE OF IMPLEMENTATION
5	State Assessment Graduation	Curriculum Assessment Student Support	Student Centered	Academic Performance Learning Time Teacher Quality	ELL	District: Score ITBS of ELL's that are eligible for possible EXITS at Elem. 1st and 2nd grade	TRAN CI	04/01/2016	05/31/2017	Ind. student score sheets. PRC's campus score rosters for 1st and 2nd

INIT #	POPULATION	PERSON (S) RESPONSIBLE	RESOURCES BUDGET / HUMAN	FORMATIVE	EVALUATION	SUMMATIVE	STATUS REPORT
5	ALL = All Students	Bilingual- LPAC compliance, Coordinators, LPAC specialist, LPAC adm. LPAC clreks	Campus LPAC team, LPAC Coordinator	Score sheet results.	ITBS results		No Progress



# IRIS

## Campus Improvement Plan 2016-2017

### SES - SALINAS ELEMENTARY

<b>Goal</b> 1 - Student Achievement: Provide consistent quality instruction for all students, resulting in improved student achievement.
<b>Data Analyzed To Determine Need</b> TELPAS Ratings, TPRI/Tejas Lee, Mclass, AMAO's 1,2,3
<b>Long Range Goal</b> By the year 2018, 78% of the E.L.L students will reach state standards in Reading, 87% in Math, 77% in Writing and 77% Science. Increase the percentage of E.L.L students meeting advanced and advanced high on the T.E.L.P.A.S from 60% to 70%.
<b>Annual Performance Objective</b> To increase the percentage of E.L.L. students population meeting Advanced and Advanced High composite rating on the T.E.L.P.A.S. from 60% to 65%.

INIT #	AREA TARGETED	MAJOR SYSTEMS	COMPONENTS	CRITICAL SUCCESS FACTORS	CONTENT AREA	STRATEGIES, INITIATIVES AND REDESIGN	TIA COMP SCHOOL WIDE	START DATE	PROJECTED COMP. DT	EVIDENCE OF IMPLEMENTATION
6	State Assessment	Curriculum Assessment Instruction Student Support	Monitoring of Implementation Targeted Professional Development (PD) with Support	Academic Performance Learning Time Teacher Quality	ELL	District: Differentiating in language proficiency levels & aligned to the E.L.P.S standards. Phase III. Fall semester BOY -Concept definition map, directed reading. Thinking activity, survey Tech. screen cast o matics will also be available per Stra-tiques at the different levels and for S.I.S as well. Phase III Read, Write, Pair, and Share, Making Connections and Dictogloss Phase III.	HQPD ETAS	08/01/2016	06/01/2017	Class Obs. State assessment, ELL, plan for success, failure reports, EROsign in sheets. Agenda's and presentations. Screencasts.

INIT #	POPULATION	PERSON (S) RESPONSIBLE	RESOURCES BUDGET / HUMAN	FORMATIVE EVALUATION	SUMMATIVE	STATUS REPORT
6	ALL = All Students	Monitoring, Student Progress, Principals, Director of professional dev.	Bilingual Coordinators, Teachers, Team Leaders	Class obs. State assessments, ELL plan for success.	T.E.L.P.A.S, Istation	No Progress



# IRIS

## Campus Improvement Plan 2016-2017

### SES - SALINAS ELEMENTARY

<b>Goal</b> 1 - Student Achievement: Provide consistent quality instruction for all students, resulting in improved student achievement.
<b>Data Analyzed To Determine Need</b> TELPAS Ratings, TPRI/Tejas Lee, Mclass, AMAO's 1,2,3
<b>Long Range Goal</b> By the year 2018, 78% of the E.L.L students will reach state standards in Reading, 87% in Math, 77% in Writing and 77% Science. Increase the percentage of E.L.L students meeting advanced and advanced high on the T.E.L.P.A.S from 60% to 70%.
<b>Annual Performance Objective</b> To increase the percentage of E.L.L. students population meeting Advanced and Advanced High composite rating on the T.E.L.P.A.S. from 60% to 65%.

INIT #	AREA TARGETED	MAJOR SYSTEMS	COMPONENTS	CRITICAL SUCCESS FACTORS	CONTENT AREA	STRATEGIES, INITIATIVES AND REDESIGN	TIA COMP SCHOOL WIDE	START DATE	PROJECTED COMP. DT	EVIDENCE OF IMPLEMENTATION
7	State Assessment	Instruction, Curriculum and Assessment, Student Support, System Safeguards	Monitoring, Student Progress	Academic Performance, Learning time	Reading	District: Continue to provide support to all campuses (2-12) for the T. E.L.P.A.S on-line Reading test with a T.E.L.P.A.S released test. Aside from the T.E.L.P.A.S tutorial required by the U.I.S.D testing dept. Coordinators will inform E.L.L's about the importance of this assessment, practice with a released test, practice PP presentations created and sign an oath as an affirmation to do their best.	CI TDMRA SAHQT	02/01/2017	03/01/2017	State Assessment, TELPAS, AMAO's.

INIT #	POPULATION	PERSON (S) RESPONSIBLE	RESOURCES BUDGET / HUMAN	FORMATIVE EVALUATION	SUMMATIVE	STATUS REPORT
7	ALL = All Students SE = Special Education	Director of Bilingual Ed., LAP Instructional coordinators, Executive Director of Federal Programs, Title III, Principals	Bilingual Coordinators, Teachers	CBA's, Benchmarks	STAAR results.	No Progress



# IRIS

## Campus Improvement Plan 2016-2017

### SES - SALINAS ELEMENTARY

<b>Goal</b> 1 - Student Achievement: Provide consistent quality instruction for all students, resulting in improved student achievement.
<b>Data Analyzed To Determine Need</b> TEPAS Ratings, TPRI/Tejas Lee, Mclass, AMAO's 1,2,3
<b>Long Range Goal</b> By the year 2018, 78% of the E.L.L students will reach state standards in Reading, 87% in Math, 77% in Writing and 77% Science. Increase the percentage of E.L.L students meeting advanced and advanced high on the T.E.L.P.A.S from 60% to 70%.
<b>Annual Performance Objective</b> To increase the percentage of E.L.L. students population meeting Advanced and Advanced High composite rating on the T.E.L.P.A.S. from 60% to 65%.

INIT #	AREA TARGETED	MAJOR SYSTEMS	COMPONENTS	CRITICAL SUCCESS FACTORS	CONTENT AREA	STRATEGIES, INITIATIVES AND REDESIGN	TIA COMP SCHOOL WIDE	START DATE	PROJECTED COMP. DT	EVIDENCE OF IMPLEMENTATION
8	State Assessment	Instruction, curriculum and assessment, student support.	Monitoring, Student Progress, Effective Intervention Strategies	Academic Performance, Teacher Quality, Learning Time	Reading / ELA ELL	District: Continue to train and implement the teachers of E.L.L's from 1 -12 grade on Sheltered Instruction Strategies. Phase I, II and III.	HQPD	08/01/2016	06/01/2017	Classroom observations, State assessments, ELL plan for Success, Failure report, ERO sign in sheets. Agenda's and Presentations

INIT #	POPULATION	PERSON (S) RESPONSIBLE	RESOURCES BUDGET / HUMAN	FORMATIVE EVALUATION	SUMMATIVE	STATUS REPORT
8	ALL = All Students	Director of the Bilingual Dept. LAP Instructional coordinators. Elementary Principals.	Bilingual Coordinators, Teachers	Sign in sheets. Informal observations, Walkthroughs.	Formal goal setting on TTess evaluations.	No Progress



# IRIS

## Campus Improvement Plan 2016-2017

### SES - SALINAS ELEMENTARY

<b>Goal</b> 1 - Student Achievement: Provide consistent quality instruction for all students, resulting in improved student achievement.
<b>Data Analyzed To Determine Need</b> TELPAS Ratings, TPRI/Tejas Lee, Mclass, AMAO's 1,2,3
<b>Long Range Goal</b> By the year 2018, 78% of the E.L.L students will reach state standards in Reading, 87% in Math, 77% in Writing and 77% Science. Increase the percentage of E.L.L students meeting advanced and advanced high on the T.E.L.P.A.S from 60% to 70%.
<b>Annual Performance Objective</b> To increase the percentage of E.L.L. students population meeting Advanced and Advanced High composite rating on the T.E.L.P.A.S. from 60% to 65%.

INIT #	AREA TARGETED	MAJOR SYSTEMS	COMPONENTS	CRITICAL SUCCESS FACTORS	CONTENT AREA	STRATEGIES, INITIATIVES AND REDESIGN	TIA COMP SCHOOL WIDE	START DATE	PROJECTED COMP. DT	EVIDENCE OF IMPLEMENTATION
9	State Assessment LRE	Instruction, Curriculum and Assessment, Student Support	Student Centered	Academic Performance, Teacher Quality, Learning Time.	Reading / ELA ELL	District: Provide LAS Links on-line for listening and speaking at the elementary level. Focusing towards a more effective T.E.L.P.A.S management of the assessment as it will be on line. Targeting E.L.L for eligible EXIT.	IHQT ETAS	04/03/2017	06/01/2017	State exit criteria chart, Las-Links results.

INIT #	POPULATION	PERSON (S) RESPONSIBLE	RESOURCES BUDGET / HUMAN	FORMATIVE EVALUATION	SUMMATIVE	STATUS REPORT
9	ALL = All Students	Director of Bilingual Dept. LPAC/Compliance Coordinators, LPAC specialist, LPAC administrators, EI. LPAC clerks	Bilingual Coordinators, Teachers, LPAC Administrator	LAS Link results	EOY Istation results	No Progress





# IRIS

## Campus Improvement Plan 2016-2017

### SES - SALINAS ELEMENTARY

<b>Goal</b> 1 - Student Achievement: Provide consistent quality instruction for all students, resulting in improved student achievement.
<b>Data Analyzed To Determine Need</b> TELPAS Ratings, TPRI/Tejas Lee, Mclass, AMAO's 1,2,3
<b>Long Range Goal</b> By the year 2018, 78% of the E.L.L students will reach state standards in Reading, 87% in Math, 77% in Writing and 77% Science. Increase the percentage of E.L.L students meeting advanced and advanced high on the T.E.L.P.A.S from 60% to 70%.
<b>Annual Performance Objective</b> To increase the percentage of E.L.L. students population meeting Advanced and Advanced High composite rating on the T.E.L.P.A.S. from 60% to 65%.

INIT #	AREA TARGETED	MAJOR SYSTEMS	COMPONENTS	CRITICAL SUCCESS FACTORS	CONTENT AREA	STRATEGIES, INITIATIVES AND REDESIGN	TIA COMP SCHOOL WIDE	START DATE	PROJECTED COMP. DT	EVIDENCE OF IMPLEMENTATION
10	State Assessment Graduation	Curriculum Assessment Instruction Student Support	Student Progress	Family Community Support, Academic Performance	Reading / ELA Math Science Social Studies ELL	District: Implement the Bilingual Programs Parent Advisory Committee to keep parents informed about the progress of our E.L.L's	RS HQP SIPI	09/01/2016	06/30/2017	Meeting sign in's.

INIT #	POPULATION	PERSON (S) RESPONSIBLE	RESOURCES BUDGET / HUMAN	FORMATIVE	EVALUATION	SUMMATIVE	STATUS REPORT
10	ALL = All Students	Director of Bilingual Dept. language Acquisition Program Instructional Coordinators, Principals, Director of Professional Dev. LPAC administrators.	Director Bilingual Department, Bilingual Coordinator, Teachers	Meeting Sign in's.		Title I parent survey feedback.	No Progress



# IRIS

## Campus Improvement Plan 2016-2017

### SES - SALINAS ELEMENTARY

<b>Goal</b> 1 - Student Achievement: Provide consistent quality instruction for all students, resulting in improved student achievement.
<b>Data Analyzed To Determine Need</b> TELPAS Ratings, TPRI/Tejas Lee, Mclass, AMAO's 1,2,3
<b>Long Range Goal</b> By the year 2018, 78% of the E.L.L students will reach state standards in Reading, 87% in Math, 77% in Writing and 77% Science. Increase the percentage of E.L.L students meeting advanced and advanced high on the T.E.L.P.A.S from 60% to 70%.
<b>Annual Performance Objective</b> To increase the percentage of E.L.L. students population meeting Advanced and Advanced High composite rating on the T.E.L.P.A.S. from 60% to 65%.

INIT #	AREA TARGETED	MAJOR SYSTEMS	COMPONENTS	CRITICAL SUCCESS FACTORS	CONTENT AREA	STRATEGIES, INITIATIVES AND REDESIGN	TIA COMP SCHOOL WIDE	START DATE	PROJECTED COMP. DT	EVIDENCE OF IMPLEMENTATION
11	State Assessment	Curriculum Assessment Instruction	Collaborative Planning Data-Driven Decision-Making Differentiation to Meet Needs	Academic Performance Learning Time	Reading / ELA Math Science Social Studies ELL	Campus: Reduce the number of L.E.P failures per 6 weeks by utilizing and monitoring through the Campus R.T.I committee.	CNA ETAS	09/01/2016	05/31/2017	Classroom walkthroughs

INIT #	POPULATION	PERSON (S) RESPONSIBLE	RESOURCES BUDGET / HUMAN	EVALUATION	STATUS REPORT
11	ALL = All Students AR = At Risk Bil = Bilingual	Teachers, Administrators	Teachers, Administrators	Walkthrough info. Weekly tests. STAAR results	No Progress



# IRIS

## Campus Improvement Plan 2016-2017

### SES - SALINAS ELEMENTARY

**Goal** 1 - Student Achievement: Provide consistent quality instruction for all students, resulting in improved student achievement.

**Data Analyzed To Determine Need** TELPAS Ratings, TPRI/Tejas Lee, Mclass, AMAO's 1,2,3

**Long Range Goal** By the year 2018, 78% of the E.L.L students will reach state standards in Reading, 87% in Math, 77% in Writing and 77% Science. Increase the percentage of E.L.L students meeting advanced and advanced high on the T.E.L.P.A.S from 60% to 70%.

**Annual Performance Objective** To increase the percentage of E.L.L. students population meeting Advanced and Advanced High composite rating on the T.E.L.P.A.S. from 60% to 65%.

INIT #	AREA TARGETED	MAJOR SYSTEMS	COMPONENTS	CRITICAL SUCCESS FACTORS	CONTENT AREA	STRATEGIES, INITIATIVES AND REDESIGN	TIA COMP SCHOOL WIDE	START DATE	PROJECTED COMP. DT	EVIDENCE OF IMPLEMENTATION
12	Completion	Student Support Parents / Community	Parent / Community Support	Learning Time Family / Community Support	Parent Involvement	District: Implement Pre-Kinder transition services in the form of Pre-kinder roundup and providing additional information about our bilingual program. (Dual)	TRAN SIPI	05/01/2017	06/30/2017	Parent orientation night.

INIT #	POPULATION	PERSON (S) RESPONSIBLE	RESOURCES BUDGET / HUMAN	EVALUATION		STATUS REPORT
				FORMATIVE	SUMMATIVE	
12	ALL = All Students	Principal; teachers	Principal; teachers	Parent orientation night sign in.	Title III survey results.	No Progress



# IRIS

## Campus Improvement Plan 2016-2017

### SES - SALINAS ELEMENTARY

<b>Goal</b> 01 - Student Achievement: Provide consistent quality instruction for all students, resulting in improved student achievement.
<b>Data Analyzed To Determine Need</b> FITNESSGRAM results, SPARK pre/post knowledge inventory sheets
<b>Long Range Goal</b> By the year 2018, 52% of the students will reach all components of the Fitness gram.
<b>Annual Performance Objective</b> To increase the percentage of students passing all components of the Fitness gram to 47%.

INIT #	AREA TARGETED	MAJOR SYSTEMS	COMPONENTS	CRITICAL SUCCESS FACTORS	CONTENT AREA	STRATEGIES, INITIATIVES AND REDESIGN	TIA COMP SCHOOL WIDE	START DATE	PROJECTED COMP. DT	EVIDENCE OF IMPLEMENTATION
1	State Assessment Graduation Dropout	Culture / Climate Parents / Community	Parent / Community Support Positive Behavioral Support	Academic Performance Quality Data	Safe Schools	Campus: Provide for no less than 135 MVPA to all students grades Kinder -5th.	CI ETAS TDMRA	08/29/2016	05/31/2017	Fitness gram pre/post tests

INIT #	POPULATION	PERSON (S) RESPONSIBLE	RESOURCES BUDGET / HUMAN	FORMATIVE EVALUATION	SUMMATIVE	STATUS REPORT
1	ALL = All Students	Principal, P.E. teacher staff.	P.E. Teachers	Pre-fitness gram tests.	Post-fitness gram tests.	No Progress



# IRIS

## Campus Improvement Plan 2016-2017

### SES - SALINAS ELEMENTARY

**Goal** 01 - Student Achievement: Provide consistent quality instruction for all students, resulting in improved student achievement.

**Data Analyzed To Determine Need** FITNESSGRAM results, SPARK pre/post knowledge inventory sheets

**Long Range Goal** By the year 2018, 52% of the students will reach all components of the Fitness gram.

**Annual Performance Objective** To increase the percentage of students passing all components of the Fitness gram to 47%.

INIT #	AREA TARGETED	MAJOR SYSTEMS	COMPONENTS	CRITICAL SUCCESS FACTORS	CONTENT AREA	STRATEGIES, INITIATIVES AND REDESIGN	TIA COMP SCHOOL WIDE	START DATE	PROJECTED COMP. DT	EVIDENCE OF IMPLEMENTATION
2	State Assessment	Culture / Climate Parents / Community	Parent / Community Support Positive Behavioral Support	Academic Performance Quality Data	Safe Schools	Campus: Implement School Coordinated health Program- SPARK	CI ETAS	08/29/2016	05/31/2017	Fitness gram pre/post tests

INIT #	POPULATION	PERSON (S) RESPONSIBLE	RESOURCES BUDGET / HUMAN	FORMATIVE EVALUATION	SUMMATIVE EVALUATION	STATUS REPORT
2	ALL = All Students	Principal, P.E. teacher staff.	P.E. Teachers	Pre-fitness gram tests.	Post-fitness gram tests.	No Progress



# IRIS

## Campus Improvement Plan 2016-2017

### SES - SALINAS ELEMENTARY

<b>Goal</b> 01 - Student Achievement: Provide consistent quality instruction for all students, resulting in improved student achievement.
<b>Data Analyzed To Determine Need</b> FITNESSGRAM results, SPARK pre/post knowledge inventory sheets
<b>Long Range Goal</b> By the year 2018, 52% of the students will reach all components of the Fitness gram.
<b>Annual Performance Objective</b> To increase the percentage of students passing all components of the Fitness gram to 47%.

INIT #	AREA TARGETED	MAJOR SYSTEMS	COMPONENTS	CRITICAL SUCCESS FACTORS	CONTENT AREA	STRATEGIES, INITIATIVES AND REDESIGN	TIA COMP SCHOOL WIDE	START DATE	PROJECTED COMP. DT	EVIDENCE OF IMPLEMENTATION
3	State Assessment	Culture / Climate Parents / Community	Parent / Community Support Positive Behavioral Support	Academic Performance Quality Data	Safe Schools	Campus: Dedicate 15% of Class instruction to MVPA specifically concentrating on FITNESSGRAM related skills.	ETAS CI	08/29/2016	05/31/2017	Fitness gram pre/post tests

INIT #	POPULATION	PERSON (S) RESPONSIBLE	RESOURCES BUDGET / HUMAN	FORMATIVE EVALUATION	SUMMATIVE EVALUATION	STATUS REPORT
3	ALL = All Students	Principal, P.E. teacher staff.	P.E. Teachers	Pre-fitness gram tests.	Post-fitness gram tests.	No Progress



# IRIS

## Campus Improvement Plan 2016-2017

### SES - SALINAS ELEMENTARY

<b>Goal</b> 01 - Student Achievement: Provide consistent quality instruction for all students, resulting in improved student achievement.
<b>Data Analyzed To Determine Need</b> FITNESSGRAM results, SPARK pre/post knowledge inventory sheets
<b>Long Range Goal</b> By the year 2018, 52% of the students will reach all components of the Fitness gram.
<b>Annual Performance Objective</b> To increase the percentage of students passing all components of the Fitness gram to 47%.

INIT #	AREA TARGETED	MAJOR SYSTEMS	COMPONENTS	CRITICAL SUCCESS FACTORS	CONTENT AREA	STRATEGIES, INITIATIVES AND REDESIGN	TIA COMP SCHOOL WIDE	START DATE	PROJECTED COMP. DT	EVIDENCE OF IMPLEMENTATION
4	State Assessment	Culture / Climate Parents / Community	Parent / Community Support Positive Behavioral Support	Academic Performance Quality Data	Safe Schools	Campus: Incorporate circuit training and MVPA focused on Cardio, endurance and strength training ( 5 day fitness week)	CI ETAS	08/29/2016	05/31/2017	Fitness gram pre/post tests

INIT #	POPULATION	PERSON (S) RESPONSIBLE	RESOURCES BUDGET / HUMAN	FORMATIVE	EVALUATION SUMMATIVE	STATUS REPORT
4	ALL = All Students	Principal, P.E. teacher staff.	P.E. Teachers	Pre-fitness gram tests.	Post-fitness gram tests.	No Progress



# IRIS

## Campus Improvement Plan 2016-2017

### SES - SALINAS ELEMENTARY

**Goal** 01 - Student Achievement: Provide consistent quality instruction for all students, resulting in improved student achievement.

**Data Analyzed To Determine Need** FITNESSGRAM results, SPARK pre/post knowledge inventory sheets

**Long Range Goal** By the year 2018, 52% of the students will reach all components of the Fitness gram.

**Annual Performance Objective** To increase the percentage of students passing all components of the Fitness gram to 47%.

INIT #	AREA TARGETED	MAJOR SYSTEMS	COMPONENTS	CRITICAL SUCCESS FACTORS	CONTENT AREA	STRATEGIES, INITIATIVES AND REDESIGN	TIA COMP SCHOOL WIDE	START DATE	PROJECTED COMP. DT	EVIDENCE OF IMPLEMENTATION
5	State Assessment	Culture / Climate Parents / Community	Parent / Community Support Positive Behavioral Support	Academic Performance Quality Data	Safe Schools	Campus: Test students on fitness gram components and construct goal/plan for students that concentrate on tests not mastered	CI ETAS	08/29/2016	05/31/2017	Fitness gram pre/post tests

INIT #	POPULATION	PERSON (S) RESPONSIBLE	RESOURCES BUDGET / HUMAN	FORMATIVE EVALUATION	SUMMATIVE EVALUATION	STATUS REPORT
5	ALL = All Students	Principal, P.E. teacher staff.	P.E. Teachers	Pre-fitness gram tests.	Post-fitness gram tests.	No Progress





# IRIS

## Campus Improvement Plan 2016-2017

### SES - SALINAS ELEMENTARY

**Goal** 01 - Student Achievement: Provide consistent quality instruction for all students, resulting in improved student achievement.

**Data Analyzed To Determine Need** FITNESSGRAM results, SPARK pre/post knowledge inventory sheets

**Long Range Goal** By the year 2018, 52% of the students will reach all components of the Fitness gram.

**Annual Performance Objective** To increase the percentage of students passing all components of the Fitness gram to 47%.

INIT #	AREA TARGETED	MAJOR SYSTEMS	COMPONENTS	CRITICAL SUCCESS FACTORS	CONTENT AREA	STRATEGIES, INITIATIVES AND REDESIGN	TIA COMP SCHOOL WIDE	START DATE	PROJECTED COMP. DT	EVIDENCE OF IMPLEMENTATION
6	State Assessment	Culture / Climate Parents / Community	Parent / Community Support Positive Behavioral Support	Academic Performance Quality Data	Safe Schools	Campus: Test all students with Fitnessgram twice a year.	ETAS CI	08/29/2016	05/31/2017	Fitness gram pre/post tests

INIT #	POPULATION	PERSON (S) RESPONSIBLE	RESOURCES BUDGET / HUMAN	FORMATIVE EVALUATION	SUMMATIVE EVALUATION	STATUS REPORT
6	ALL = All Students	Principal, P.E. teacher staff.	P.E. Teachers	Pre-fitness gram tests.	Post-fitness gram tests.	No Progress



# IRIS

## Campus Improvement Plan 2016-2017

### SES - SALINAS ELEMENTARY

<b>Goal</b> 02 - A Safe and Nurturing Environment: Provide a safe, nurturing , positive, and secure learning environment for students and staff
<b>Data Analyzed To Determine Need</b> Tyler Discipline Report of campus referrals
<b>Long Range Goal</b> By the year 2018, the number of students with discipline referrals will decrease to 1%.
<b>Annual Performance Objective</b> To decrease the amount of discipline referrals by 3%.

INIT #	AREA TARGETED	MAJOR SYSTEMS	COMPONENTS	CRITICAL SUCCESS FACTORS	CONTENT AREA	STRATEGIES, INITIATIVES AND REDESIGN	TIA COMP SCHOOL WIDE	START DATE	PROJECTED COMP. DT	EVIDENCE OF IMPLEMENTATION
1	Discipline	Culture / Climate Discipline	Data-driven decision making monitoring/evaluation of curriculum	School Climate	Reading / ELA Math Science Social Studies ELL Safe Schools	Distict: Substance abuse and anti-bullying education, prevention, and intervention sessions for elementary students.	SIPI	07/01/2016	06/01/2017	Lesson Plans, classroom observations, monthly calendars, date of session, parent sign-in sheets, less bullying referrals.

INIT #	POPULATION	PERSON (S) RESPONSIBLE	RESOURCES BUDGET / HUMAN	FORMATIVE EVALUATION	SUMMATIVE	STATUS REPORT
1	ALL = All Students	Principals, Director of Guidance and Counseling, Counselors, L.C.D.C's.	Counselor, Gang Intervention Facilitator, P.B.I.S Facilitator	Counselor monthly bullying report. Lesson plans, classroom observations, parent sign in sheet.		District Year in Review data.



# IRIS

## Campus Improvement Plan 2016-2017

### SES - SALINAS ELEMENTARY

<b>Goal</b> 02 - A Safe and Nurturing Environment: Provide a safe, nurturing , positive, and secure learning environment for students and staff
<b>Data Analyzed To Determine Need</b> Tyler Discipline Report of campus referrals
<b>Long Range Goal</b> By the year 2018, the number of students with discipline referrals will decrease to 1%.
<b>Annual Performance Objective</b> To decrease the amount of discipline referrals by 3%.

INIT #	AREA TARGETED	MAJOR SYSTEMS	COMPONENTS	CRITICAL SUCCESS FACTORS	CONTENT AREA	STRATEGIES, INITIATIVES AND REDESIGN	TIA COMP SCHOOL WIDE	START DATE	PROJECTED COMP. DT	EVIDENCE OF IMPLEMENTATION
2	State Assessment	Curriculum Assessment Instruction Student Support	Alignment – TEKS / Vertical / Horizontal	Academic Performance Learning Time	Reading / ELA Math Science Social Studies ELL	Campus: Increase staff recognition opportunities for all staff. Continue with Beautification Committee.	ETAS SAHQT	08/01/2016	05/31/2017	Classroom walkthroughs. Feedback from staff members.

INIT #	POPULATION	PERSON (S) RESPONSIBLE	RESOURCES BUDGET / HUMAN	FORMATIVE	EVALUATION	SUMMATIVE	STATUS REPORT
2	ALL = All Students	Principal Assistant Principal Campus Counselor	PBIS committee Teachers Administration	Recognition criteria sheet.	Campus Improvement plan survey.		



# IRIS

## Campus Improvement Plan 2016-2017

### SES - SALINAS ELEMENTARY

<b>Goal</b> 02 - A Safe and Nurturing Environment: Provide a safe, nurturing , positive, and secure learning environment for students and staff
<b>Data Analyzed To Determine Need</b> Tyler Discipline Report of campus referrals
<b>Long Range Goal</b> By the year 2018, the number of students with discipline referrals will decrease to 1%.
<b>Annual Performance Objective</b> To decrease the amount of discipline referrals by 3%.

INIT #	AREA TARGETED	MAJOR SYSTEMS	COMPONENTS	CRITICAL SUCCESS FACTORS	CONTENT AREA	STRATEGIES, INITIATIVES AND REDESIGN	TIA COMP SCHOOL WIDE	START DATE	PROJECTED COMP. DT	EVIDENCE OF IMPLEMENTATION
3	Dropout Discipline	Student Support Parents / Community Discipline	Parent / Community Organizations Parent / Community Support	Academic Performance School Climate	Reading / ELA Math Science Social Studies ELL	Campus: Continue to have UISD police and security monitor high traffic areas throughout the campus.	SIPI ETAS	08/29/2016	05/31/2017	P.D. Daily Schedule

INIT #	POPULATION	PERSON (S) RESPONSIBLE	RESOURCES BUDGET / HUMAN	EVALUATION FORMATIVE	EVALUATION SUMMATIVE	STATUS REPORT
3	ALL = All Students	Principal UISD Police Officer Security guard	Police Officer Security Teachers	6 weeks Discipline reports	Final Discipline reports	



# IRIS

## Campus Improvement Plan 2016-2017

### SES - SALINAS ELEMENTARY

<b>Goal</b> 02 - A Safe and Nurturing Environment: Provide a safe, nurturing , positive, and secure learning environment for students and staff
<b>Data Analyzed To Determine Need</b> Tyler Discipline Report of campus referrals
<b>Long Range Goal</b> By the year 2018, the number of students with discipline referrals will decrease to 1%.
<b>Annual Performance Objective</b> To decrease the amount of discipline referrals by 3%.

INIT #	AREA TARGETED	MAJOR SYSTEMS	COMPONENTS	CRITICAL SUCCESS FACTORS	CONTENT AREA	STRATEGIES, INITIATIVES AND REDESIGN	TIA COMP SCHOOL WIDE	START DATE	PROJECTED COMP. DT	EVIDENCE OF IMPLEMENTATION
4	Curriculum and Instruction	Instruction, Curriculum	Data driven, Decision making monitoring	School Climate, Student support	Reading / ELA Math Science Social Studies ELL	Campus: "Self-harm and Self- Mutilation" education, prevention, and intervention sessions for staff and parents.	SIPI RS ETAS	07/01/2016	06/01/2017	Monthly Calendar, Date of session, Parent and teacher, sign in.

INIT #	POPULATION	PERSON (S) RESPONSIBLE	RESOURCES BUDGET / HUMAN	FORMATIVE	EVALUATION	SUMMATIVE	STATUS REPORT
4	ALL = All Students	Director of Guidance, Principals, Counselors	District Director for Guidance and Counseling	Parent and Staff sign in sheets.	End of year counselor sign in. Affective domain.		No Progress



# IRIS

## Campus Improvement Plan 2016-2017

### SES - SALINAS ELEMENTARY

<b>Goal</b> 02 - A Safe and Nurturing Environment: Provide a safe, nurturing , positive, and secure learning environment for students and staff
<b>Data Analyzed To Determine Need</b> Tyler Discipline Report of campus referrals
<b>Long Range Goal</b> By the year 2018, the number of students with discipline referrals will decrease to 1%.
<b>Annual Performance Objective</b> To decrease the amount of discipline referrals by 3%.

INIT #	AREA TARGETED	MAJOR SYSTEMS	COMPONENTS	CRITICAL SUCCESS FACTORS	CONTENT AREA	STRATEGIES, INITIATIVES AND REDESIGN	TIA COMP SCHOOL WIDE	START DATE	PROJECTED COMP. DT	EVIDENCE OF IMPLEMENTATION
5	Completion Graduation Discipline	Curriculum Assessment Student Support Culture / Climate	Engagement in School Activities Inviting / Respectful Climate	Academic Performance	Safe Schools	Campus: Student and Staff recognition via the Vbrick system. (SOTM, AR, Outstanding community Citizen, Outstanding class, School clubs, NJHS, PBIS)	CNA SAHQT	08/29/2016	05/31/2017	Broadcast via power point throughout the day.

INIT #	POPULATION	PERSON (S) RESPONSIBLE	RESOURCES BUDGET / HUMAN	FORMATIVE EVALUATION	SUMMATIVE	STATUS REPORT
5	ALL = All Students	Principal, Librarian, teachers	Principal, Librarian, teachers	Benchmarks, CBA's	STAAR tests	No Progress



# IRIS

## Campus Improvement Plan 2016-2017

### SES - SALINAS ELEMENTARY

<b>Goal</b> 02 - A Safe and Nurturing Environment: Provide a safe, nurturing , positive, and secure learning environment for students and staff
<b>Data Analyzed To Determine Need</b> Tyler Discipline Report of campus referrals
<b>Long Range Goal</b> By the year 2018, the number of students with discipline referrals will decrease to 1%.
<b>Annual Performance Objective</b> To decrease the amount of discipline referrals by 3%.

INIT #	AREA TARGETED	MAJOR SYSTEMS	COMPONENTS	CRITICAL SUCCESS FACTORS	CONTENT AREA	STRATEGIES, INITIATIVES AND REDESIGN	TIA COMP SCHOOL WIDE	START DATE	PROJECTED COMP. DT	EVIDENCE OF IMPLEMENTATION
6	Discipline	Culture / Climate Student Support Culture / Climate	Positive Behavioral Support Relationships Safe and Orderly School with Effective Discipline Management	Academic Performance Learning Time School Climate	Safe Schools	Campus: Fidelity to the campus P.B.I.S school initiatives.	CNA CI	08/01/2016	05/31/2017	Monthly P.B.I.S meetings.

INIT #	POPULATION	PERSON (S) RESPONSIBLE	RESOURCES BUDGET / HUMAN	FORMATIVE EVALUATION	SUMMATIVE	STATUS REPORT
6	ALL = All Students	Teachers, P.B.I.S team, Campus Administration	Teachers, PBIS team, Campus Administration	December- Benchmarks of Quality.	End of year Benchmarks of quality.	No Progress



# IRIS

## Campus Improvement Plan 2016-2017

### SES - SALINAS ELEMENTARY

<b>Goal</b> 02 - A Safe and Nurturing Environment: Provide a safe, nurturing , positive, and secure learning environment for students and staff
<b>Data Analyzed To Determine Need</b> Tyler Discipline Report of campus referrals
<b>Long Range Goal</b> By the year 2018, the number of students with discipline referrals will decrease to 1%.
<b>Annual Performance Objective</b> To decrease the amount of discipline referrals by 3%.

INIT #	AREA TARGETED	MAJOR SYSTEMS	COMPONENTS	CRITICAL SUCCESS FACTORS	CONTENT AREA	STRATEGIES, INITIATIVES AND REDESIGN	TIA COMP SCHOOL WIDE	START DATE	PROJECTED COMP. DT	EVIDENCE OF IMPLEMENTATION
7	Discipline	Student Support Culture / Climate	Inviting / Respectful Climate	Learning Time Family / Community Support School Climate	Safe Schools	Campus: Continue to implement safety patrol and tomorrow teachers club with additional responsibilities including assisting at: Student of the month, report Card night, Open House, AR nights.	CNA CI	09/01/2016	05/31/2017	Sign in sheets

INIT #	POPULATION	PERSON (S) RESPONSIBLE	RESOURCES BUDGET / HUMAN	FORMATIVE EVALUATION	SUMMATIVE	STATUS REPORT
7	ALL = All Students	Safety patrol sponsors, Tomorrow teachers club sponsors, Parents	Safety patrol sponsors, Tomorrow teachers club sponsors, Parents	Sign in sheets	End of year tally sheet.	No Progress





# IRIS

## Campus Improvement Plan 2016-2017

### SES - SALINAS ELEMENTARY

<b>Goal</b> 03 - Family Involvement and Community Engagement: Promote community partnership and parent involvement.
<b>Data Analyzed To Determine Need</b> Campus based parental activities sign-in rosters
<b>Long Range Goal</b> By the year 2018, 92% of all students will be represented at parent activities.
<b>Annual Performance Objective</b> Increase the number of students being represented at parent involvement activities to 87%.

INIT #	AREA TARGETED	MAJOR SYSTEMS	COMPONENTS	CRITICAL SUCCESS FACTORS	CONTENT AREA	STRATEGIES, INITIATIVES AND REDESIGN	TIA COMP SCHOOL WIDE	START DATE	PROJECTED COMP. DT	EVIDENCE OF IMPLEMENTATION
1	Parent Involvement	Parents/Community, Representation	Parent Involvement, Specific/Timely Feedback	Family / Community Support	Parent Involvement	Campus: Recruit Parent Volunteers at the end of each school year so that parents can start volunteering as soon as classes resume in August.	SIPI CI	05/01/2017	04/03/2017	Parent Volunteer Packet, Sign in Sheets

INIT #	POPULATION	PERSON (S) RESPONSIBLE	RESOURCES BUDGET / HUMAN	FORMATIVE EVALUATION	SUMMATIVE EVALUATION	STATUS REPORT
1	ALL = All Students	Title I Funds- Federal & State Programs Executive Director, Parental Involvement Liaison, Principals, Campus Parental Involvement Contacts, Family Services	Title I Funds- Federal & State Programs Executive Director, Parental Involvement Liaison, Principals, Campus Parental Involvement Contacts, Family Services	Sign in sheets, Parent Vol. packets	Parental involvement tally sheet.	No Progress



# IRIS

## Campus Improvement Plan 2016-2017

### SES - SALINAS ELEMENTARY

**Goal** 03 - Family Involvement and Community Engagement: Promote community partnership and parent involvement.

**Data Analyzed To Determine Need** Campus based parental activities sign-in rosters

**Long Range Goal** By the year 2018, 92% of all students will be represented at parent activities.

**Annual Performance Objective** Increase the number of students being represented at parent involvement activities to 87%.

INIT #	AREA TARGETED	MAJOR SYSTEMS	COMPONENTS	CRITICAL SUCCESS FACTORS	CONTENT AREA	STRATEGIES, INITIATIVES AND REDESIGN	TIA COMP SCHOOL WIDE	START DATE	PROJECTED COMP. DT	EVIDENCE OF IMPLEMENTATION
2	Parent Involvement	Parents/ community Representation	Parent Involvement, specific/timely Feedback	Family Community Engagement/Support	Parent Involvement	Campus: Using campus technology systems like Messenger, email, etc. to increase parent attendance by 2% at the UCOP.	CI SIPI	08/01/2016	05/01/2017	Agenda's and sign in sheets

INIT #	POPULATION	PERSON (S) RESPONSIBLE	RESOURCES BUDGET / HUMAN	EVALUATION		STATUS REPORT
				FORMATIVE	SUMMATIVE	
2	ALL = All Students	Title I funds-Federal and State Programs Executive Director, Parental Involvement Liaison, Principals, Campus parental Involvement contacts	Counselor, Principal	Sign in sheets	Parental Involvement tally sheet.	No Progress



# IRIS

## Campus Improvement Plan 2016-2017

### SES - SALINAS ELEMENTARY

<b>Goal</b> 03 - Family Involvement and Community Engagement: Promote community partnership and parent involvement.
<b>Data Analyzed To Determine Need</b> Campus based parental activities sign-in rosters
<b>Long Range Goal</b> By the year 2018, 92% of all students will be represented at parent activities.
<b>Annual Performance Objective</b> Increase the number of students being represented at parent involvement activities to 87%.

INIT #	AREA TARGETED	MAJOR SYSTEMS	COMPONENTS	CRITICAL SUCCESS FACTORS	CONTENT AREA	STRATEGIES, INITIATIVES AND REDESIGN	TIA COMP SCHOOL WIDE	START DATE	PROJECTED COMP. DT	EVIDENCE OF IMPLEMENTATION
3	Parental Involvement	Parents/Community Representation	Parent Involvement, specific, Timely Feedback	Family-Community Engagement/Support	Parent Involvement	Campus: Explore the possibility of utilizing the Tech Mobile during evening hours to provide classes to parents after work.	SIPI	08/01/2016	05/31/2017	Newsletters, Flyers, and Newspaper

INIT #	POPULATION	PERSON (S) RESPONSIBLE	RESOURCES BUDGET / HUMAN	FORMATIVE EVALUATION	SUMMATIVE EVALUATION	STATUS REPORT
3	ALL = All Students	Title I Funds-Federal & State Programs Executive Director, Parental Involvement Liaison, Principals, Campus Involvement Contacts, Tech Mobile Operator.	District Personnel	Class sign up sheet.	Title I parent involvement sheet.	No Progress



# IRIS

## Campus Improvement Plan 2016-2017

### SES - SALINAS ELEMENTARY

**Goal** 03 - Family Involvement and Community Engagement: Promote community partnership and parent involvement.

**Data Analyzed To Determine Need** Campus based parental activities sign-in rosters

**Long Range Goal** By the year 2018, 92% of all students will be represented at parent activities.

**Annual Performance Objective** Increase the number of students being represented at parent involvement activities to 87%.

INIT #	AREA TARGETED	MAJOR SYSTEMS	COMPONENTS	CRITICAL SUCCESS FACTORS	CONTENT AREA	STRATEGIES, INITIATIVES AND REDESIGN	TIA COMP SCHOOL WIDE	START DATE	PROJECTED COMP. DT	EVIDENCE OF IMPLEMENTATION
4	Parent Involvement	Instruction, Student Support, Parent/Community Representation	Student Progress	Family Community Engagement/Support	Parent Involvement	Campus: Increase Parent attendance by 5% at the Parent learning Summit by using district technology systems like messenger, E-mail, etc. Invite parents using Messenger, e-mail, etc. Recruit for Family Leadership Institute. Increase by 5%.	SIPI	08/01/2016	05/31/2017	Sign in sheets, Agenda's, Invitations

INIT #	POPULATION	PERSON (S) RESPONSIBLE	RESOURCES BUDGET / HUMAN	FORMATIVE EVALUATION	SUMMATIVE EVALUATION	STATUS REPORT
4	ALL = All Students	Title I Funds- Federal and state Programs Executive Director, Parental Involvement Liaison, Principals, Campus Involvement Contacts.	Federal Programs Department, Campus Counselor, Campus Administration Title I- \$2,780.00	Sign in sheets and agenda's.	Title I parental involvement sheet.	No Progress



# IRIS

## Campus Improvement Plan 2016-2017

### SES - SALINAS ELEMENTARY

<b>Goal</b> 03 - Family Involvement and Community Engagement: Promote community partnership and parent involvement.
<b>Data Analyzed To Determine Need</b> Campus based parental activities sign-in rosters
<b>Long Range Goal</b> By the year 2018, 92% of all students will be represented at parent activities.
<b>Annual Performance Objective</b> Increase the number of students being represented at parent involvement activities to 87%.

INIT #	AREA TARGETED	MAJOR SYSTEMS	COMPONENTS	CRITICAL SUCCESS FACTORS	CONTENT AREA	STRATEGIES, INITIATIVES AND REDESIGN	TIA COMP SCHOOL WIDE	START DATE	PROJECTED COMP. DT	EVIDENCE OF IMPLEMENTATION
5	Parent Involvement	Parents/Community Representation	Parent Involvement	Family Community, Engagement, Support	Parent Involvement	Campus: Research the possibility of expanding adult ESL classes to other UISD campuses.	SIPI	08/01/2016	05/31/2017	Agenda's, Sign in sheets, newsletters, Flyers, and Newspaper.

INIT #	POPULATION	PERSON (S) RESPONSIBLE	RESOURCES BUDGET / HUMAN	EVALUATION	STATUS REPORT	
				FORMATIVE	SUMMATIVE	
5	ALL = All Students	Title I Funds- Federal & State Programs Executive Director, Parental Involvement Liaison, Principals, Campus Involvement Contacts, Family Services coordinator and LCC.	Federal Programs Personal, Counselor, Campus Administration	Sign in sheets	Title I parental involvement sheet.	No Progress



# IRIS

## Campus Improvement Plan 2016-2017

### SES - SALINAS ELEMENTARY

<b>Goal</b> 03 - Family Involvement and Community Engagement: Promote community partnership and parent involvement.
<b>Data Analyzed To Determine Need</b> Campus based parental activities sign-in rosters
<b>Long Range Goal</b> By the year 2018, 92% of all students will be represented at parent activities.
<b>Annual Performance Objective</b> Increase the number of students being represented at parent involvement activities to 87%.

INIT #	AREA TARGETED	MAJOR SYSTEMS	COMPONENTS	CRITICAL SUCCESS FACTORS	CONTENT AREA	STRATEGIES, INITIATIVES AND REDESIGN	TIA COMP SCHOOL WIDE	START DATE	PROJECTED COMP. DT	EVIDENCE OF IMPLEMENTATION
6	Parental Involvement	Parent/Community Representation	Parent Involvement	Family Community Engagement/Support	Parent Involvement	Campus: Explore expanding, "All Roads Lead to the Library" Initiative for all U.I.S.D Campuses.	SIPI	08/01/2016	05/31/2017	Newsletters, Flyers and newspaper

INIT #	POPULATION	PERSON (S) RESPONSIBLE	RESOURCES BUDGET / HUMAN	EVALUATION		STATUS REPORT
				FORMATIVE	SUMMATIVE	
6	ALL = All Students	Title I funds- Federal & State Programs Executive Director, Parental Involvement Liaison, Principals, Campus Involvement Contacts, Media Specialist and Laredo Library Staff.	Campus Librarian, District Media Specialist	Sign in sheets.	Title I parental Sheet.	No Progress



# IRIS

## Campus Improvement Plan 2016-2017

### SES - SALINAS ELEMENTARY

<b>Goal</b> 03 - Family Involvement and Community Engagement: Promote community partnership and parent involvement.
<b>Data Analyzed To Determine Need</b> Campus based parental activities sign-in rosters
<b>Long Range Goal</b> By the year 2018, 92% of all students will be represented at parent activities.
<b>Annual Performance Objective</b> Increase the number of students being represented at parent involvement activities to 87%.

INIT #	AREA TARGETED	MAJOR SYSTEMS	COMPONENTS	CRITICAL SUCCESS FACTORS	CONTENT AREA	STRATEGIES, INITIATIVES AND REDESIGN	TIA COMP SCHOOL WIDE	START DATE	PROJECTED COMP. DT	EVIDENCE OF IMPLEMENTATION
7	Parent Involvement	Parent/Community Representation.	Parent involvement/Specific Timely Feedback	Family Community Engagement/Support	Parental Involvement	District: Incorporate training for the new Title I parent Compact into the CIP.	SIPI CI	01/02/2017	06/20/2016	Agenda's and Sign in sheets

INIT #	POPULATION	PERSON (S) RESPONSIBLE	RESOURCES BUDGET / HUMAN	FORMATIVE EVALUATION	SUMMATIVE	STATUS REPORT
7	ALL = All Students	Title I Funds- Federal & State Programs Executive Director, Parental Involvement Liaison, Principals, Campus Involvement Contacts	Campus SBDM	Agenda's and sign in sheets.	Title I parental sheet.	No Progress



# IRIS

## Campus Improvement Plan 2016-2017

### SES - SALINAS ELEMENTARY

**Goal** 03 - Family Involvement and Community Engagement: Promote community partnership and parent involvement.

**Data Analyzed To Determine Need** Campus based parental activities sign-in rosters

**Long Range Goal** By the year 2018, 92% of all students will be represented at parent activities.

**Annual Performance Objective** Increase the number of students being represented at parent involvement activities to 87%.

INIT #	AREA TARGETED	MAJOR SYSTEMS	COMPONENTS	CRITICAL SUCCESS FACTORS	CONTENT AREA	STRATEGIES, INITIATIVES AND REDESIGN	TIA COMP SCHOOL WIDE	START DATE	PROJECTED COMP. DT	EVIDENCE OF IMPLEMENTATION
8	State Assessment Data Systems, District Procedures	Student Support, Employee support Instruction	Parental Involvement, Student Achievement, Student Progress	Academic Performance, Parental support/Community Support, Partnerships, Technology	Parental Involvement	District: Enhance Communications to parents and employees in a timely manner through the use of reminder 101- District/Campus and teacher accounts.	SIPI CI	06/01/2016	08/01/2017	Analysis of Reminder 101 Accounts- and number of messages completed.

INIT #	POPULATION	PERSON (S) RESPONSIBLE	RESOURCES BUDGET / HUMAN	EVALUATION		STATUS REPORT
				FORMATIVE	SUMMATIVE	
8	ALL = All Students	Associate Superintendent for Administration, Principals, Communications Department.	District Information Technology Personnel	Reminder 101 active accounts.	% of messages being received. Reminder 101 report	No Progress





# IRIS

## Campus Improvement Plan 2016-2017

### SES - SALINAS ELEMENTARY

**Goal** 03 - Family Involvement and Community Engagement: Promote community partnership and parent involvement.

**Data Analyzed To Determine Need** Campus based parental activities sign-in rosters

**Long Range Goal** By the year 2018, 92% of all students will be represented at parent activities.

**Annual Performance Objective** Increase the number of students being represented at parent involvement activities to 87%.

INIT #	AREA TARGETED	MAJOR SYSTEMS	COMPONENTS	CRITICAL SUCCESS FACTORS	CONTENT AREA	STRATEGIES, INITIATIVES AND REDESIGN	TIA COMP SCHOOL WIDE	START DATE	PROJECTED COMP. DT	EVIDENCE OF IMPLEMENTATION
9	State Assessment	Parents / Community	Community Involvement / Partnerships	Family / Community Support	Safe Schools Parent Involvement	Campus: Extended Library Reading for students/parents.	CNA SIPI	09/01/2016	05/31/2017	Sign in sheet; Pictures of event.

INIT #	POPULATION	PERSON (S) RESPONSIBLE	RESOURCES BUDGET / HUMAN	EVALUATION		STATUS REPORT
				FORMATIVE	SUMMATIVE	
9	ALL = All Students	Principal, Librarian, Teachers	Principal, Librarian, Teachers	Sign in sheet	AR summative reports	No Progress



# IRIS

## Campus Improvement Plan 2016-2017

### SES - SALINAS ELEMENTARY

**Goal** 03 - Family Involvement and Community Engagement: Promote community partnership and parent involvement.

**Data Analyzed To Determine Need** Campus based parental activities sign-in rosters

**Long Range Goal** By the year 2018, 92% of all students will be represented at parent activities.

**Annual Performance Objective** Increase the number of students being represented at parent involvement activities to 87%.

INIT #	AREA TARGETED	MAJOR SYSTEMS	COMPONENTS	CRITICAL SUCCESS FACTORS	CONTENT AREA	STRATEGIES, INITIATIVES AND REDESIGN	TIA COMP SCHOOL WIDE	START DATE	PROJECTED COMP. DT	EVIDENCE OF IMPLEMENTATION
10	State Assessment	Parents / Community	Community Involvement / Partnerships	Family / Community Support	Reading / ELA Math Science Social Studies ELL	Campus: Continue parent picnic initiative. 1 in the fall and 1 in the spring.	CNA SIPI	09/01/2016	01/27/2017	Sign in sheets . Pictures of the event.

INIT #	POPULATION	PERSON (S) RESPONSIBLE	RESOURCES BUDGET / HUMAN	EVALUATION		STATUS REPORT
				FORMATIVE	SUMMATIVE	
10	ALL = All Students	Campus Administrator, counselor, teachers.	Campus Administrator, counselor, teachers.	Sign in sheets	Title I parent tally.	No Progress



# IRIS

## Campus Improvement Plan 2016-2017

### SES - SALINAS ELEMENTARY

<b>Goal</b> 04 - Human Capital: To ensure employee recruitment, development, support and retain effective teachers, principals and other instructional staff.
<b>Data Analyzed To Determine Need</b> Teacher Certification-SBEC
<b>Long Range Goal</b> By the year 2018, 100% of teachers will meet the definition of highly qualified.
<b>Annual Performance Objective</b> To maintain the number of teachers meeting highly qualified status at 100%.

INIT #	AREA TARGETED	MAJOR SYSTEMS	COMPONENTS	CRITICAL SUCCESS FACTORS	CONTENT AREA	STRATEGIES, INITIATIVES AND REDESIGN	TIA COMP SCHOOL WIDE	START DATE	PROJECTED COMP. DT	EVIDENCE OF IMPLEMENTATION
1	State Assessment	Instruction, Curriculum and Assessment.	Rigor, Relevance	Academic Performance	Reading / ELA Math Science Social Studies ELL	District: Continue implementation of district PLC's establishing procedures and documentation at the campus level. (ERO sign in's and PLC forms)	HQPD IHQT	08/15/2016	06/01/2017	Meeting Agendas, Meeting Minutes, Sign Ins's

INIT #	POPULATION	PERSON (S) RESPONSIBLE	RESOURCES BUDGET / HUMAN	EVALUATION	STATUS REPORT	
				FORMATIVE	SUMMATIVE	
1	ALL = All Students	Elementary Principals, Teachers	Teachers, Campus Administration	Follow up walkthroughs, team meeting agenda's, Student grades	STAAR results, TELPAS results	No Progress



# IRIS

## Campus Improvement Plan 2016-2017

### SES - SALINAS ELEMENTARY

<b>Goal</b> 04 - Human Capital: To ensure employee recruitment, development, support and retain effective teachers, principals and other instructional staff.
<b>Data Analyzed To Determine Need</b> Teacher Certification-SBEC
<b>Long Range Goal</b> By the year 2018, 100% of teachers will meet the definition of highly qualified.
<b>Annual Performance Objective</b> To maintain the number of teachers meeting highly qualified status at 100%.

INIT #	AREA TARGETED	MAJOR SYSTEMS	COMPONENTS	CRITICAL SUCCESS FACTORS	CONTENT AREA	STRATEGIES, INITIATIVES AND REDESIGN	TIA COMP SCHOOL WIDE	START DATE	PROJECTED COMP. DT	EVIDENCE OF IMPLEMENTATION
2	State Assessment	Curriculum Assessment Instruction	Active Learning	Academic Performance	Reading / ELA Math Science Social Studies ELL	Campus: Continue campus learning walks. 4 times throughout the year.	CNA IHQT	09/01/2016	05/31/2017	PLC documentation

INIT #	POPULATION	PERSON (S) RESPONSIBLE	RESOURCES BUDGET / HUMAN	EVALUATION	STATUS REPORT	
				FORMATIVE	SUMMATIVE	
2	ALL = All Students	Principal, teachers	Principal, teachers	Class walkthrough feedback	T-TESS evaluations	No Progress



# IRIS

## Campus Improvement Plan 2016-2017

### SES - SALINAS ELEMENTARY

<b>Goal</b> 04 - Human Capital: To ensure employee recruitment, development, support and retain effective teachers, principals and other instructional staff.
<b>Data Analyzed To Determine Need</b> Teacher Certification-SBEC
<b>Long Range Goal</b> By the year 2018, 100% of teachers will meet the definition of highly qualified.
<b>Annual Performance Objective</b> To maintain the number of teachers meeting highly qualified status at 100%.

INIT #	AREA TARGETED	MAJOR SYSTEMS	COMPONENTS	CRITICAL SUCCESS FACTORS	CONTENT AREA	STRATEGIES, INITIATIVES AND REDESIGN	TIA COMP SCHOOL WIDE	START DATE	PROJECTED COMP. DT	EVIDENCE OF IMPLEMENTATION
3	State Assessment	Student Support	Extended Learning Opportunities Targeted Professional Development (PD) with Support	Academic Performance Learning Time	Reading / ELA Math Science Social Studies ELL	District: Continue technology training's for all professionals and para professionals.	CNA HQPD	09/01/2016	05/31/2017	ETT trainer sign in and agenda's.

INIT #	POPULATION	PERSON (S) RESPONSIBLE	RESOURCES BUDGET / HUMAN	FORMATIVE EVALUATION	SUMMATIVE	STATUS REPORT
3	ALL = All Students	Teachers, Para Professional staff, auxiliary staff	Teachers, Para Professional staff, auxiliary staff	Sign in and agenda's.	Technology ERO feedback.	No Progress



# IRIS

## Campus Improvement Plan 2016-2017

### SES - SALINAS ELEMENTARY

<b>Goal</b> 04 - Human Capital: To ensure employee recruitment, development, support and retain effective teachers, principals and other instructional staff.
<b>Data Analyzed To Determine Need</b> Teacher Certification-SBEC
<b>Long Range Goal</b> By the year 2018, 100% of teachers will meet the definition of highly qualified.
<b>Annual Performance Objective</b> To maintain the number of teachers meeting highly qualified status at 100%.

INIT #	AREA TARGETED	MAJOR SYSTEMS	COMPONENTS	CRITICAL SUCCESS FACTORS	CONTENT AREA	STRATEGIES, INITIATIVES AND REDESIGN	TIA COMP SCHOOL WIDE	START DATE	PROJECTED COMP. DT	EVIDENCE OF IMPLEMENTATION
4	State Assessment	Curriculum Assessment Instruction Student Support	Adult Advocate / Mentor / Advisor Data Driven / Timely / Targeted Support Differentiation to Meet Needs	Academic Performance Learning Time	Reading / ELA Math Science Social Studies ELL	Campus: Provide ongoing opportunities for teachers to serve in a mentorship capacity.	SAHQT	09/01/2016	05/31/2017	Lesson Plans; Daily schedule

INIT #	POPULATION	PERSON (S) RESPONSIBLE	RESOURCES BUDGET / HUMAN	FORMATIVE EVALUATION	SUMMATIVE EVALUATION	STATUS REPORT
4	ALL = All Students	Mentor teacher, Principal	Mentor teacher, Principal	Mentor Walkthroughs; Mentor meeting notes	Completion of mentor teacher program/session.	No Progress



# IRIS

## Campus Improvement Plan 2016-2017

### SES - SALINAS ELEMENTARY

<b>Goal</b> 04 - Human Capital: To ensure employee recruitment, development, support and retain effective teachers, principals and other instructional staff.
<b>Data Analyzed To Determine Need</b> Teacher Certification-SBEC
<b>Long Range Goal</b> By the year 2018, 100% of teachers will meet the definition of highly qualified.
<b>Annual Performance Objective</b> To maintain the number of teachers meeting highly qualified status at 100%.

INIT #	AREA TARGETED	MAJOR SYSTEMS	COMPONENTS	CRITICAL SUCCESS FACTORS	CONTENT AREA	STRATEGIES, INITIATIVES AND REDESIGN	TIA COMP SCHOOL WIDE	START DATE	PROJECTED COMP. DT	EVIDENCE OF IMPLEMENTATION
5	State Assessment	Curriculum Assessment Instruction Student Support	Active Learning Specific / Timely Feedback	Academic Performance School Climate Teacher Quality	Reading / ELA Math Science Social Studies ELL	Campus: Develop and implement a staff development plan for teachers.	HQPD TDMRA	08/29/2016	05/31/2017	Sign in sheets; agendas

INIT #	POPULATION	PERSON (S) RESPONSIBLE	RESOURCES BUDGET / HUMAN	EVALUATION	STATUS REPORT
				FORMATIVE	SUMMATIVE
5	ALL = All Students	Principal	Principal; teachers	Progress and report card grades. CBA's	STAAR results; TTess. No Progress



# IRIS

## Campus Improvement Plan 2016-2017

### SES - SALINAS ELEMENTARY

<b>Goal</b> 04 - Human Capital: To ensure employee recruitment, development, support and retain effective teachers, principals and other instructional staff.
<b>Data Analyzed To Determine Need</b> Teacher Certification-SBEC
<b>Long Range Goal</b> By the year 2018, 100% of teachers will meet the definition of highly qualified.
<b>Annual Performance Objective</b> To maintain the number of teachers meeting highly qualified status at 100%.

INIT #	AREA TARGETED	MAJOR SYSTEMS	COMPONENTS	CRITICAL SUCCESS FACTORS	CONTENT AREA	STRATEGIES, INITIATIVES AND REDESIGN	TIA COMP SCHOOL WIDE	START DATE	PROJECTED COMP. DT	EVIDENCE OF IMPLEMENTATION
6	State Assessment	Curriculum Assessment Instruction	Active Learning Daily Monitoring of Student Progress Guaranteed Viable Curriculum Instructional Leadership, Monitoring, and Supervision	Academic Performance Learning Time Teacher Quality	Reading / ELA Math Science Social Studies	Campus: Regularly provide teachers and staff with individual performance feedback and organize staff development opportunities. (Feedback Friday's)	HQPD	09/01/2016	05/31/2017	Walkthrough form sign in.

INIT #	POPULATION	PERSON (S) RESPONSIBLE	RESOURCES BUDGET / HUMAN	FORMATIVE EVALUATION	SUMMATIVE	STATUS REPORT
6	ALL = All Students	Principal and Assistant Principals.	Principal and Assistant Principals.	Informal walkthroughs; learning walks	TTESS.	No Progress





# IRIS

## Campus Improvement Plan 2016-2017

### SES - SALINAS ELEMENTARY

<b>Goal</b> 04 - Human Capital: To ensure employee recruitment, development, support and retain effective teachers, principals and other instructional staff.
<b>Data Analyzed To Determine Need</b> Teacher Certification-SBEC
<b>Long Range Goal</b> By the year 2018, 100% of teachers will meet the definition of highly qualified.
<b>Annual Performance Objective</b> To maintain the number of teachers meeting highly qualified status at 100%.

INIT #	AREA TARGETED	MAJOR SYSTEMS	COMPONENTS	CRITICAL SUCCESS FACTORS	CONTENT AREA	STRATEGIES, INITIATIVES AND REDESIGN	TIA COMP SCHOOL WIDE	START DATE	PROJECTED COMP. DT	EVIDENCE OF IMPLEMENTATION
7	State Assessment	Culture / Climate	Relationships Student / Staff Attendance	Academic Performance Leadership Effectiveness	Reading / ELA Math Science Social Studies	Campus: Reduce teacher absences throughout the year. Incentives for staff and daily attendance.	HQPD SAHQT	08/29/2016	05/31/2017	SEMS absence reports

INIT #	POPULATION	PERSON (S) RESPONSIBLE	RESOURCES BUDGET / HUMAN	FORMATIVE EVALUATION	SUMMATIVE	STATUS REPORT
7	ALL = All Students	Teachers, Administrators	Teachers, Administrators	SEMS 6 weeks absence reports.	Final SEMS absence reports.	No Progress