



Campus Improvement Plan School Year: 2017-2018

RCCE - RODOLFO C CENTENO ELEMENTARY

Principal: Amabilia Gonzalez

**Assistant Principals: Margarita Marquez
Cynthia Sierra**

Mission: We, the administrators, teachers, and staff of R. C. Centeno Elementary, “Driven by Excellence”, fully commit ourselves to provide students with the academic guidance needed to develop mastery in the content areas, as well as, social skills enabling them to reach their full potential as productive citizens of the world.

Vision: Building and unifying children's knowledge with skills.



Campus Improvement Plan School Year: 2017-2018

RCCE - RODOLFO C CENTENO ELEMENTARY

Table of Contents


- 1. TITLE PAGE**
- 2. TABLE OF CONTENTS**
- 3. COMMITTEE NAMES & SIGNATURES**
- 4. CNA FORMS**
 - a. Teacher Quality**
 - b. Curriculum, Instruction & Assessment**
 - c. School Context and Organization**
 - d. Technology**
 - e. Family Content & Organization**
 - f. Student Achievement**
 - g. Demographics**
 - h. School Climate and Culture**
- 5. CIP FORMS**
 - Goal 1 Student Achievement**
 - Goal 2 Safe Schools**
 - Goal 3 Parental Involvement**
 - Goal 4 Qualified Employees**



Campus Improvement Plan
School Year: 2017-2018

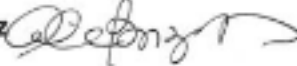
RCCE - RODOLFO C CENTENO ELEMENTARY

Committee Signatures

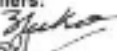
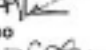

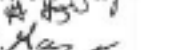
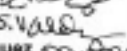
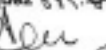





8/28/2017  IRIS Page 1
 Campus Improvement Plan
 School Year: 2017-2018

RCCE - RODOLFO C CENTENO ELEMENTARY


Committee Signatures

Principal: Amabilia Gonzalez 

Elected SBDM Teachers:

- Mr. Sergio Trevino 
- Ma. Ruby Vasquez 
- Ms. Rebecca Barroso 
- Ms. Vanessa Tiznado 
- Ms. Rosa Gonzalez 
- Ms. Gaby Gutierrez 
- Ms. Isela Garza 
- Ms. Sylvia Valdez 
- Mrs. Margarita Marquez 
- Ms. Aneli Garcia 
- Mrs. Melissa Garza 

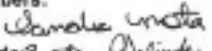
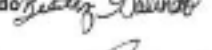
Elected Campus Non-teaching Professional:

- Ms. Cynthia Sierra 


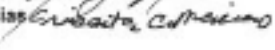
Elected District Professional:

- Cynthia Santos Ochoa

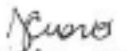
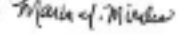
Community Members:

- Sandra Mota 
- Beatriz Galindo 

Business Members:

- Juan Zamarripa 
- Crisanta Macias 

Parents:

- Jose Cuevas 
- Mary Mireles 



NCLB Comprehensive Needs Assessment 2017-2018

Summary of Priority Needs

RCCE - RODOLFO C CENTENO ELEMENTARY

Chair Persons of CNA campus committees prioritize needs and recommend to SBDM Committee initiatives/strategies/activities that will meet campus needs. SBDM Committee will approve initiatives/strategies/activities that will be placed in Campus Improvement Plan.

Teacher Quality

Needs :

1. Retain highly qualified teachers and staff members.
2. Ongoing and quality staff development.
3. Fellow teacher observations.
4. Mentors and mentees will pertain to the same grade level for easier planning and scheduling.
5. Strive towards 100% of teachers to be GT certified.
6. Strive towards 100% of teachers to be Bilingually certified.

Strategies :

1. Provide and progress monitor the ongoing and quality of our mentor program.
2. Provide quality staff developments by allowing teachers to visit other high achieving teachers
3. Provide teacher an opportunity to observe and co-teach with other high achieving teachers.
4. When pairing mentor and mentees, we will ensure that both teachers pertain to the same grade level.
5. Provide teachers the opportunity to attend GT training's that will allow them to become certified.
6. Provide teachers the opportunity and deadline to get bilingual certification.

Data Sources :

1. Provide bi-weekly meeting with mentors and mentees to get feedback from teachers and new teachers(sign -in).
2. Provide monthly mentor meetings training's to new teachers on campus. EROs created and sign-ins as proof.
- 3-4. Mentors will be model teaching and new teachers will be observing mentors. New teachers will fill out a form of top three things they will implement in their



NCLB Comprehensive Needs Assessment 2017-2018

Summary of Priority Needs

RCCE - RODOLFO C CENTENO ELEMENTARY

Chair Persons of CNA campus committees prioritize needs and recommend to SBDM Committee initiatives/strategies/activities that will meet campus needs. SBDM Committee will approve initiatives/strategies/activities that will be placed in Campus Improvement Plan

Curriculum, Instruction & Assessment

Needs :

1. Promote more passion and interest in Reading.
2. Rigor & Relevance instruction and questioning skills in all grade levels.
3. More technology training and activities for both students and teachers.
4. Create spiraled weekly and monthly assessments that are TEKS based
5. Modeling of the writing process for the lower grades.
6. Writing folders for lower grades.
7. Consistent implementation of spelling K-5th
8. Need a fully equipped Science lab for K-5th

Strategies :

1. Emphasize Reading thru classroom novel sets from 1st thru 5th and promote Reading Madness Initiative.
2. Provide ongoing staff development that focuses on higher order questioning and building rigor and relevance during instruction.
3. Provide ongoing technology training throughout the year
4. Purchase and make available the STAR Maker Technology Program to teachers so that they can create TEKS based, spiraled assessments.
5. Allow teachers to observe fellow teachers where they will observe the writing process so that writing instruction is aligned.
6. Implementation of writing journals in grades Kinder thru 5th grade.
7. Spiral weekly spelling words in weekly spelling tests.
8. Purchase Science/nonfiction resources for grades 3rd-5th..

Data Sources :

1. Monthly AR incentives per student will be given. Weekly top AR class shout outs on announcements. Monthly top three AR class incentives will be given. AR READ IT ON day will be implemented the last day of the month for AR madness.
- 2-5. Turn key on staff developments grad level specific such as the Writing boot camps to align. (sign-in)



NCLB Comprehensive Needs Assessment 2017-2018

Summary of Priority Needs

RCCE - RODOLFO C CENTENO ELEMENTARY

Chair Persons of CNA campus committees prioritize needs and recommend to SBDM Committee initiatives/strategies/activities that will meet campus needs. SBDM Committee will approve initiatives/strategies/activities that will be placed in Campus Improvement Plan

School Context and Organization

Needs :

1. PEACE / PBIS sign in schedule for students.
2. Positive reinforcement for teachers
3. Transparent system for choosing teacher of the month.

Strategies :

1. Teachers and students will be provided a schedule that will allow teachers to send their students to sign the Principal's PEACE book on an assigned day.
2. More PEACE tickets and positive notes for teachers on counselors wall (BE CONSISTENT)
3. Rubric for teacher of the month to ensure that the teachers awarded have merited the award.

Data Sources :

1. Schedules on file per grade level.
2. Daily shout outs on afternoon announcements of teachers and staff attaining a PEACE ticket.
3. Copy of Rubric for teacher of the month, paras of the month and employee of the month.



NCLB Comprehensive Needs Assessment 2017-2018

Summary of Priority Needs

RCCE - RODOLFO C CENTENO ELEMENTARY

Chair Persons of CNA campus committees prioritize needs and recommend to SBDM Committee initiatives/strategies/activities that will meet campus needs. SBDM Committee will approve initiatives/strategies/activities that will be placed in Campus Improvement Plan

Technology

Needs :

1. Integration of more technology into daily lessons and activities.
2. Training to address the use of Interactive Flat panels, Smartboards and Promethian boards.
3. Trainings that address implementation of kid friendly apps.
4. Continue with our Campus Technology Fair for 3rd thru 5th.
5. Teacher trainings that incorporate the use of software to help students create final projects.
6. Align Instruction to TTESS

Strategies :

1. Provide campus staff development that teaches teachers how to integrate technology into daily lessons and lesson plans.
2. Continue to provide the campus staff developments that address the use of interactive flat panels, smartboards and promethian boards for daily instruction.
3. Continue to provide campus wide staff development that will address student friendly instructional applications.
4. Continue to implement our Campus Technology Fair.
5. Allow different training's throughout the year that incorporate the use of software to help students create final projects.
6. Provide teachers training's on TTESS and integration of technology aligned to state standards.

Data Sources :

- 1/3/5. ITT/ Instructional Support forms will be submitted on integration of technology and lesson plans.
2. Refreshers on IFP panels will provided to teachers that currently have an IFP in their classroom.
4. Technology fair will carried out for grades 3rd-5th (judging will take place for best end product) .



NCLB Comprehensive Needs Assessment 2017-2018

Summary of Priority Needs

RCCE - RODOLFO C CENTENO ELEMENTARY

Chair Persons of CNA campus committees prioritize needs and recommend to SBDM Committee initiatives/strategies/activities that will meet campus needs. SBDM Committee will approve initiatives/strategies/activities that will be placed in Campus Improvement Plan

Family Content & Organization

Needs :

1. More parent activities that promote parental involvement at the campus.
2. Increase parent & teacher communication
3. Good parenting recognition.
4. Build on community partnerships
5. Increase parent volunteers

Strategies :

1. Ensure monthly parent activities per grade level that will ensure more parental involvement.
2. Continue to enforce positive weekly phone calls
3. Recognize parents every 6 weeks for their children accomplishments such as perfect attendance, etc.
4. Establish a yearly school wide career day.

Data Sources :

1. Two parent sessions per grade level per year--fall and spring(sign in, flyer)
2. Weekly pathfinder/team leader binder monitoring of two positive phone calls.
3. Teacher use of Class Dojo to recognize parents on perfect attendance on a six week basis.



NCLB Comprehensive Needs Assessment 2017-2018

Summary of Priority Needs

RCCE - RODOLFO C CENTENO ELEMENTARY

Chair Persons of CNA campus committees prioritize needs and recommend to SBDM Committee initiatives/strategies/activities that will meet campus needs. SBDM Committee will approve initiatives/strategies/activities that will be placed in Campus Improvement Plan

Student achievement

Needs :

1. Increase student achievement (STAAR, TELPAS, ISTATION, AR lexile level)
2. Increase rigor of spiraled weekly tests.
3. Increase number of students meeting the 40th percentile in ITBS
4. Increase the utilization of Istation for every student

Strategies :

1. Continue to use subject specific workbooks to increase student achievement on local and State Assessments.
2. Use STAR maker to increase rigor of weekly spiraled assessments.
3. Provide students practice tests prior to taking the ITBS.
4. Inform parents thoroughly of Istation and how it can be accessed from home and it's benefits when it come to reading.

Data Sources :

1. POs will be on file of proof of student resources used to increase student achievement.
2. Lessons plans will reflect the use STAR maker assessments which will be monitored in the pathfinder binder.
3. ITBS practice tests will be provided a month before ITBS is administered to prepare students on the format tested (practice test in pathfinder binder)



NCLB Comprehensive Needs Assessment 2017-2018

Summary of Priority Needs

RCCE - RODOLFO C CENTENO ELEMENTARY

Chair Persons of CNA campus committees prioritize needs and recommend to SBDM Committee initiatives/strategies/activities that will meet campus needs. SBDM Committee will approve initiatives/strategies/activities that will be placed in Campus Improvement Plan

Demographics

Needs :

1. Continue to Promote GT identification
2. Effective intervention strategies to prevent special education identification.
3. Solid student transitions into English by end of First grade.

Strategies :

1. Ensure teachers receive District Staff development so that they may be able to more effectively identify GT students.
2. Provide timely interventions and strategies to struggling students as to try and prevent more special education identification. Meet two times a months to discuss TIER II/TIER III
3. Provide teachers with strategies to transition first grade students by the end of first grade.

Data Sources :

1. 100% of the teachers on campus will be GT certified---District GT teacher roster .
2. RTI bi-monthly meeting will take place---sign ins will reflect meetings.
3. ELPS strategies will be reflected in the lesson plans/objective boards monitored through lesson plan binders



NCLB Comprehensive Needs Assessment 2017-2018

Summary of Priority Needs

RCCE - RODOLFO C CENTENO ELEMENTARY

Chair Persons of CNA campus committees prioritize needs and recommend to SBDM Committee initiatives/strategies/activities that will meet campus needs. SBDM Committee will approve initiatives/strategies/activities that will be placed in Campus Improvement Plan

School Climate and Culture

Needs :

1. Mission statement will be stated daily during V-Brick in efforts to make students and staff aware of it.
2. More positive feedback for staff
3. Rubric for beautification.
4. Recognition of custodial staff.

Strategies :

1. Campus mission statement will be placed on Campus webpage and said every morning on VBRICK
2. Acknowledge staff during VBRICK and use of positive memos
3. A standardized beautification rubric will be provided to teachers to follow.
4. Custodians of the Month award will be given during PTC

Data Sources :

1. Campus mission is verbalized on a daily basis thru V-brick



IRIS

Campus Improvement Plan 2017-2018

RCCE - RODOLFO C CENTENO ELEMENTARY

Goal	1 - 1A Student Achievement : Provide consistent quality instruction for all students, resulting in improved student achievement.
Data Analyzed To Determine Need	TAPR, PBMAS, TAIS
Long Range Goal	By the year 2019, all students will reach high standards, at a minimum attaining approaching or better in all state assessments.
Annual Performance Objective	Reading-To increase the percentage of all students meeting state standards from 80% to 90% ; Special Education Students from 36% to 65%; ELL students from 64% to 80%; Section 504 students from 67% to 75% and Migrant students from NA to NA

INIT #	AREA TARGETED	MAJOR SYSTEMS	COMPONENTS	CRITICAL SUCCESS FACTORS	CONTENT AREA	STRATEGIES, INITIATIVES AND REDESIGN	TIA COMP SCHOOL WIDE	START DATE	EVIDENCE OF IMPL	EVIDENCE OF IMPACT
1	State Assessment	Instruction, Curriculum Assessment	Academic Performance	Academic Performance	Reading / ELA	Utilize STAAR instructional materials such as: KAMICO, Motivation, Forde Ferrier, STAAR Master, Lone Star, STAAR Ready, Buckle Down Reading, Buckle Down Math	9 ETAS 5 SAHQT	08/21/2017 PROJECTED COMP. DT 05/31/2018	Walk throughs, Lesson Plans	

INIT #	POPULATION	PERSON (S) RESPONSIBLE	RESOURCES BUDGET / HUMAN	FORMATIVE	EVALUATION	SUMMATIVE	STATUS REPORT
1	3rd-5th students and Identified ELL students	Principal, Asst. Principal, Teachers, Reading Interventionist	Teachers \$ 11,951.75 Title I (6399)	Six weeks tests, CBA's, Benchmarks	STAAR		

TIA COMPONENTS - SCHOOLWIDE PROGRAM

- | | |
|---|--|
| 1 CNA Comprehensive Needs Assessment | 6 SIPI Strategies to Incr. Parental Inv. |
| 2 RS Reform Strategies | 7 TRAN Transition |
| 3 IHQT Instruction by HQ Teachers | 8 TDMRA Teacher Decision-Making Reg. Assmt |
| 4 HQPD HQ Professional Development | 9 ETAS Eff & Timely Assistance to Students |
| 5 SAHQT Strategies to Attract HQ Teachers | 10 CI Coordination and Integration |

TIA COMPONENTS - TARGETED AREA

- | | |
|---|--|
| 1 PR Use Pgm Resources to meet St stdrs | 5 IHQT Prov Instr by HQ Teachers |
| 2 SIP Incorp into School Impr Plan | 6 HQPD HQ Professional Develp |
| 3 EMIS Use Effec Methods & Instr Stra | 7 SIPI Stra to Incr Parental Involv |
| 4 REP Coord with & supp Reg Edu Pgm | 8 FSLP Coord & Int Fed St & Loc srv & Pgms |



IRIS

Campus Improvement Plan 2017-2018

RCCE - RODOLFO C CENTENO ELEMENTARY

Goal	1 - 1A Student Achievement : Provide consistent quality instruction for all students, resulting in improved student achievement.
Data Analyzed To Determine Need	TAPR, PBMAS, TAIS
Long Range Goal	By the year 2019, all students will reach high standards, at a minimum attaining approaching or better in all state assessments.
Annual Performance Objective	Reading-To increase the percentage of all students meeting state standards from 80% to 90% ; Special Education Students from 36% to 65%; ELL students from 64% to 80%; Section 504 students from 67% to 75% and Migrant students from NA to NA

INIT #	AREA TARGETED	MAJOR SYSTEMS	COMPONENTS	CRITICAL SUCCESS FACTORS	CONTENT AREA	STRATEGIES, INITIATIVES AND REDESIGN	TIA COMP SCHOOL WIDE	START DATE	EVIDENCE OF IMPL	EVIDENCE OF IMPACT
2	State Assessment	Curriculum Assessment, Instruction	Rigor and Relevance	Academic Performance	Reading	Implementation of Reading Coach Program	9 ETAS	08/21/2017	Walk throughs	
								PROJECTED COMP. DT		
								05/31/2018		

INIT #	POPULATION	PERSON (S) RESPONSIBLE	RESOURCES BUDGET / HUMAN	EVALUATION		STATUS REPORT
				FORMATIVE	SUMMATIVE	
2	ALL = All Students	Principal, Asst. Prinicpal, Reading Interventionist, Former Fast Forward Asst.	Reading Interventionist Pull Out Program, Former Language Aquisition Assistant Professional salaries \$65,094 Title I. (1 FTE)	Walk thoughts, Class schedule, progress monitoring	STAAR	



IRIS

Campus Improvement Plan 2017-2018

RCCE - RODOLFO C CENTENO ELEMENTARY

Goal	1 - 1A Student Achievement : Provide consistent quality instruction for all students, resulting in improved student achievement.
Data Analyzed To Determine Need	TAPR, PBMAS, TAIS
Long Range Goal	By the year 2019, all students will reach high standards, at a minimum attaining approaching or better in all state assessments.
Annual Performance Objective	Reading-To increase the percentage of all students meeting state standards from 80% to 90% ; Special Education Students from 36% to 65%; ELL students from 64% to 80%; Section 504 students from 67% to 75% and Migrant students from NA to NA

INIT #	AREA TARGETED	MAJOR SYSTEMS	COMPONENTS	CRITICAL SUCCESS FACTORS	CONTENT AREA	STRATEGIES, INITIATIVES AND REDESIGN	TIA COMP SCHOOL WIDE	START DATE	EVIDENCE OF IMPL	EVIDENCE OF IMPACT
3	State Assessment	Curriculum Assessment, Instruction	Active Learning	Academic Performance	Reading	Implementation / Continuation of AR Enterprise (District Initiative)	9 ETAS	08/21/2017 PROJECTED COMP. DT 05/31/2018	AR progress reports	

INIT #	POPULATION	PERSON (S) RESPONSIBLE	RESOURCES BUDGET / HUMAN	EVALUATION		STATUS REPORT
				FORMATIVE	SUMMATIVE	
3	ALL = All Students	Librarian, Principal, Asst. Principal, Pathfinders, Teamleaders, Teachers	Teachers & Librarian \$ 6500.00 AR (Title I)	Monitor AR progress reports, walk throughs		TELPAS, STAAR, TPRI, ITBS



IRIS

Campus Improvement Plan 2017-2018

RCCE - RODOLFO C CENTENO ELEMENTARY

Goal	1 - 1A Student Achievement : Provide consistent quality instruction for all students, resulting in improved student achievement.
Data Analyzed To Determine Need	TAPR, PBMAS, TAIS
Long Range Goal	By the year 2019, all students will reach high standards, at a minimum attaining approaching or better in all state assessments.
Annual Performance Objective	Reading-To increase the percentage of all students meeting state standards from 80% to 90% ; Special Education Students from 36% to 65%; ELL students from 64% to 80%; Section 504 students from 67% to 75% and Migrant students from NA to NA

INIT #	AREA TARGETED	MAJOR SYSTEMS	COMPONENTS	CRITICAL SUCCESS FACTORS	CONTENT AREA	STRATEGIES, INITIATIVES AND REDESIGN	TIA COMP SCHOOL WIDE	START DATE	EVIDENCE OF IMPL	EVIDENCE OF IMPACT
4	State Assessment	Instruction	Rigor & Relevance	Academic Performance	Reading /ELA	Campus Administer weekly 3 day tutorial sessions K-5th gr	9 ETAS	08/21/2017 PROJECTED COMP. DT 05/31/2018	Weekly lesson plans, Informal observations, Weekly spiraled tests	

INIT #	POPULATION	PERSON (S) RESPONSIBLE	RESOURCES BUDGET / HUMAN	EVALUATION		STATUS REPORT
				FORMATIVE	SUMMATIVE	
4	ALL = All Students	Principal, Asst. Principal, Teachers	Classroom Teachers (State Comp. for all subject areas as needed. Tutorial budget \$ 50,000 (6118 AI) & (6118 RTI)	Weekly test grades, CBA's, Benchmarks	STAAR, TELPAS	



IRIS

Campus Improvement Plan 2017-2018

RCCE - RODOLFO C CENTENO ELEMENTARY

Goal	1 - 1A Student Achievement : Provide consistent quality instruction for all students, resulting in improved student achievement.
Data Analyzed To Determine Need	TAPR, PBMAS, TAIS
Long Range Goal	By the year 2019, all students will reach high standards, at a minimum attaining approaching or better in all state assessments.
Annual Performance Objective	Reading-To increase the percentage of all students meeting state standards from 80% to 90% ; Special Education Students from 36% to 65%; ELL students from 64% to 80%; Section 504 students from 67% to 75% and Migrant students from NA to NA

INIT #	AREA TARGETED	MAJOR SYSTEMS	COMPONENTS	CRITICAL SUCCESS FACTORS	CONTENT AREA	STRATEGIES, INITIATIVES AND REDESIGN	TIA COMP SCHOOL WIDE	START DATE	EVIDENCE OF IMPL	EVIDENCE OF IMPACT
5	State Assessment	Instruction	Differentiation to Meet Needs	Academic Performance	Reading /ELA	Assist teachers in meeting students academic needs and enhance instruction	9 ETAS 3 IHQT	08/21/2017	Observations	
								PROJECTED COMP. DT		
								05/31/2018		

INIT #	POPULATION	PERSON (S) RESPONSIBLE	RESOURCES BUDGET / HUMAN	EVALUATION		STATUS REPORT
				FORMATIVE	SUMMATIVE	
5	ALL = All Students	Principal, Asst. Principals, Teachers	Teacher Assistants, State Comp. FTE's, 6 employees \$_____. For all subjects and grade levels as needed.	Weekly test grades, CBA's Benchmarks	STAAR, TELPAS	



IRIS

Campus Improvement Plan 2017-2018

RCCE - RODOLFO C CENTENO ELEMENTARY

Goal	1 - 1A Student Achievement : Provide consistent quality instruction for all students, resulting in improved student achievement.
Data Analyzed To Determine Need	TAPR, PBMAS, TAIS
Long Range Goal	By the year 2019, all students will reach high standards, at a minimum attaining approaching or better in all state assessments.
Annual Performance Objective	Reading-To increase the percentage of all students meeting state standards from 80% to 90% ; Special Education Students from 36% to 65%; ELL students from 64% to 80%; Section 504 students from 67% to 75% and Migrant students from NA to NA

INIT #	AREA TARGETED	MAJOR SYSTEMS	COMPONENTS	CRITICAL SUCCESS FACTORS	CONTENT AREA	STRATEGIES, INITIATIVES AND REDESIGN	TIA COMP SCHOOL WIDE	START DATE	EVIDENCE OF IMPL	EVIDENCE OF IMPACT
6	State Assessment	Instruction	Active Learning	Academic Performance	Reading / ELA	Implementation of Schoolwide LEXIA Reading Program (District Initiative)	9 ETAS	08/21/2017 PROJECTED COMP. DT 05/31/2018	Program reports, Weekly spiraled reading tests	

INIT #	POPULATION	PERSON (S) RESPONSIBLE	RESOURCES BUDGET / HUMAN	EVALUATION		STATUS REPORT
				FORMATIVE	SUMMATIVE	
6	ALL = All Students	Classroom teachers, Administrators	LEXIA purchase \$9900.00 (Title I)	Test grades, CBA Performance, BM performance, STAAR performance	STAAR Reading	



IRIS

Campus Improvement Plan 2017-2018

RCCE - RODOLFO C CENTENO ELEMENTARY

Goal	1 - 1A Student Achievement : Provide consistent quality instruction for all students, resulting in improved student achievement.
Data Analyzed To Determine Need	TAPR, PBMAS, TAIS
Long Range Goal	By the year 2019, all students will reach high standards, at a minimum attaining approaching or better in all state assessments.
Annual Performance Objective	Reading-To increase the percentage of all students meeting state standards from 80% to 90% ; Special Education Students from 36% to 65%; ELL students from 64% to 80%; Section 504 students from 67% to 75% and Migrant students from NA to NA

INIT #	AREA TARGETED	MAJOR SYSTEMS	COMPONENTS	CRITICAL SUCCESS FACTORS	CONTENT AREA	STRATEGIES, INITIATIVES AND REDESIGN	TIA COMP SCHOOL WIDE	START DATE	EVIDENCE OF IMPL	EVIDENCE OF IMPACT
7	State Assessment	Instruction	Active Learning	Academic Performance	Utilize Reading Curriculum to enhance and reinforce reading instruction in Kinder.	Implement Reading Bright Beginnings Curriculum (Campus Initiative)	9 ETAS	08/21/2017 PROJECTED COMP. DT 05/31/2018	Lesson Plans, Walkthroughs	

INIT #	POPULATION	PERSON (S) RESPONSIBLE	RESOURCES BUDGET / HUMAN	EVALUATION		STATUS REPORT
				FORMATIVE	SUMMATIVE	
7	All Kinder students	Teachers and Administrators	Title I budget \$_____ BRIGHT Beginnings Curriculum	Progress Monitoring of Reading Levels	Reading Level 8 by June 2017.	



IRIS

Campus Improvement Plan 2017-2018

RCCE - RODOLFO C CENTENO ELEMENTARY

Goal	1 - 1A Student Achievement : Provide consistent quality instruction for all students, resulting in improved student achievement.
Data Analyzed To Determine Need	TAPR, PBMAS, TAIS
Long Range Goal	By the year 2019, all students will reach high standards, at a minimum attaining approaching or better in all state assessments.
Annual Performance Objective	Reading-To increase the percentage of all students meeting state standards from 80% to 90% ; Special Education Students from 36% to 65%; ELL students from 64% to 80%; Section 504 students from 67% to 75% and Migrant students from NA to NA

INIT #	AREA TARGETED	MAJOR SYSTEMS	COMPONENTS	CRITICAL SUCCESS FACTORS	CONTENT AREA	STRATEGIES, INITIATIVES AND REDESIGN	TIA COMP SCHOOL WIDE	START DATE	EVIDENCE OF IMPL	EVIDENCE OF IMPACT
8	State Assessment	System Safeguards	Rigor & Relevance	Academic Performance	Reading / ELA	Campus Integrate Reading Poetry club to expose students to state assessed skill in grades 3rd-5th	9 ETAS	08/21/2017	Sign in of meeting for Poetry club	
								PROJECTED COMP. DT 05/31/2018		

INIT #	POPULATION	PERSON (S) RESPONSIBLE	RESOURCES BUDGET / HUMAN	FORMATIVE	EVALUATION	SUMMATIVE	STATUS REPORT
8	ALL = All Students	Principal, Reading Committee	Classroom teachers	Meet once a week to expose students to various poetry and prepare them for presentations		PTC presentations, VBRICK	



IRIS

Campus Improvement Plan 2017-2018

RCCE - RODOLFO C CENTENO ELEMENTARY

Goal	1 - 1A Student Achievement : Provide consistent quality instruction for all students, resulting in improved student achievement.
Data Analyzed To Determine Need	TAPR, PBMAS, TAIS
Long Range Goal	By the year 2019, all students will reach high standards, at a minimum attaining approaching or better in all state assessments.
Annual Performance Objective	Reading-To increase the percentage of all students meeting state standards from 80% to 90% ; Special Education Students from 36% to 65%; ELL students from 64% to 80%; Section 504 students from 67% to 75% and Migrant students from NA to NA

INIT #	AREA TARGETED	MAJOR SYSTEMS	COMPONENTS	CRITICAL SUCCESS FACTORS	CONTENT AREA	STRATEGIES, INITIATIVES AND REDESIGN	TIA COMP SCHOOL WIDE	START DATE	EVIDENCE OF IMPL	EVIDENCE OF IMPACT
9	State Assessment	System Safeguards	Rigor & Relevance	Academic Performance	Reading / ELA, ELL	Establish a Readers Theatre in every 1st grade class to enhance student oral language development and fluency	9 ETAS	08/21/2017	Lesson plan-Spring play performance	
							PROJECTED COMP. DT			
							05/31/2018			
INIT #	POPULATION	PERSON (S) RESPONSIBLE	RESOURCES BUDGET / HUMAN	FORMATIVE	EVALUATION	SUMMATIVE	STATUS REPORT			
9	ALL = All Students	Elementary Principals, Teachers	Classroom regular teachers in first grade	Lesson plans, walk through observations	Classroom performance from each 1st grade classroom					



IRIS

Campus Improvement Plan 2017-2018

RCCE - RODOLFO C CENTENO ELEMENTARY

Goal	1 - 1A Student Achievement : Provide consistent quality instruction for all students, resulting in improved student achievement.
Data Analyzed To Determine Need	TAPR, PBMAS, TAIS
Long Range Goal	By the year 2019, all students will reach high standards, at a minimum attaining approaching or better in all state assessments.
Annual Performance Objective	Reading-To increase the percentage of all students meeting state standards from 80% to 90% ; Special Education Students from 36% to 65%; ELL students from 64% to 80%; Section 504 students from 67% to 75% and Migrant students from NA to NA

INIT #	AREA TARGETED	MAJOR SYSTEMS	COMPONENTS	CRITICAL SUCCESS FACTORS	CONTENT AREA	STRATEGIES, INITIATIVES AND REDESIGN	TIA COMP SCHOOL WIDE	START DATE	EVIDENCE OF IMPL	EVIDENCE OF IMPACT
10	State Assessment	Instruction, Curriculum and Assessment	Rigor and Relevance, Monitoring Student Progress	Academic Performance	Reading / ELA	Utilization of colored overlays for struggling readers in grades 2nd-5th	9 ETAS 10 CI	08/21/2017 PROJECTED COMP. DT 05/31/2018	PLC dialogues, classroom observations	
INIT #	POPULATION	PERSON (S) RESPONSIBLE	RESOURCES BUDGET / HUMAN	FORMATIVE	EVALUATION	SUMMATIVE	STATUS REPORT			
10	504 = Section, ALL = All Students	Principals, Asst. Principal	Campus discretionary funds \$5,000 classroom teachers	CBA, Benchmark, Weekly tests	STAAR , assessment, BM					



IRIS

Campus Improvement Plan 2017-2018

RCCE - RODOLFO C CENTENO ELEMENTARY

Goal	1 - 1A Student Achievement : Provide consistent quality instruction for all students, resulting in improved student achievement.
Data Analyzed To Determine Need	TAPR, PBMAS, TAIS
Long Range Goal	By the year 2019, all students will reach high standards, at a minimum attaining approaching or better in all state assessments.
Annual Performance Objective	Reading-To increase the percentage of all students meeting state standards from 80% to 90% ; Special Education Students from 36% to 65%; ELL students from 64% to 80%; Section 504 students from 67% to 75% and Migrant students from NA to NA

INIT #	AREA TARGETED	MAJOR SYSTEMS	COMPONENTS	CRITICAL SUCCESS FACTORS	CONTENT AREA	STRATEGIES, INITIATIVES AND REDESIGN	TIA COMP SCHOOL WIDE	START DATE	EVIDENCE OF IMPL	EVIDENCE OF IMPACT
11	State Assessment	Curriculum Assessment, Instruction	Rigor & Relevance	Academic Performance	Reading	Continue to Implement the use of Bright beginnings from Kinder grade. (Campus Initiative)	9 ETAS	08/21/2017 PROJECTED COMP. DT 05/31/2018	Lesson plans, Walk throughs	

INIT #	POPULATION	PERSON (S) RESPONSIBLE	RESOURCES BUDGET / HUMAN	EVALUATION		STATUS REPORT
				FORMATIVE	SUMMATIVE	
11	ALL = All Students	Principals, Teachers, Asst. Principals, Pathfinders, Team leaders	Classroom teachers, \$9000 Title I	Weekly spiraled reading tests, CBA, BM, progress monitoring	Rigby reading levels, istation, weekly tests	



IRIS

Campus Improvement Plan 2017-2018

RCCE - RODOLFO C CENTENO ELEMENTARY

Goal	1 - 1A Student Achievement : Provide consistent quality instruction for all students, resulting in improved student achievement.
Data Analyzed To Determine Need	TAPR, PBMAS, TAIS
Long Range Goal	By the year 2019, all students will reach high standards, at a minimum attaining approaching or better in all state assessments.
Annual Performance Objective	Reading-To increase the percentage of all students meeting state standards from 80% to 90% ; Special Education Students from 36% to 65%; ELL students from 64% to 80%; Section 504 students from 67% to 75% and Migrant students from NA to NA

INIT #	AREA TARGETED	MAJOR SYSTEMS	COMPONENTS	CRITICAL SUCCESS FACTORS	CONTENT AREA	STRATEGIES, INITIATIVES AND REDESIGN	TIA COMP SCHOOL WIDE	START DATE	EVIDENCE OF IMPL	EVIDENCE OF IMPACT
12	State Assessment	Instruction	Active Learning	Academic Performance	Reading / Math	Tutorial sessions will be administered to ELL Tier II and Tier III students who are struggling in the areas of Reading and Math.	9 ETAS 10 CI	08/21/2017 PROJECTED COMP. DT 05/31/2018	Teacher sign in forms	

INIT #	POPULATION	PERSON (S) RESPONSIBLE	RESOURCES BUDGET / HUMAN	FORMATIVE EVALUATION	SUMMATIVE EVALUATION	STATUS REPORT
12	Bil = Bilingual	Reading intervention teacher, Classroom teachers, Campus Administration	Title III \$ 26309.00 Language Acquisition Assistant Title III \$23494.00	Weekly spiraled tests, CBA's, Benchmarks	STAAR Assessments	



IRIS

Campus Improvement Plan 2017-2018

RCCE - RODOLFO C CENTENO ELEMENTARY

Goal	1 - 1A Student Achievement : Provide consistent quality instruction for all students, resulting in improved student achievement.
Data Analyzed To Determine Need	TAPR, PBMAS, TAIS
Long Range Goal	By the year 2019, all students will reach high standards, at a minimum attaining approaching or better in all state assessments.
Annual Performance Objective	Reading-To increase the percentage of all students meeting state standards from 80% to 90% ; Special Education Students from 36% to 65%; ELL students from 64% to 80%; Section 504 students from 67% to 75% and Migrant students from NA to NA

INIT #	AREA TARGETED	MAJOR SYSTEMS	COMPONENTS	CRITICAL SUCCESS FACTORS	CONTENT AREA	STRATEGIES, INITIATIVES AND REDESIGN	TIA COMP SCHOOL WIDE	START DATE	EVIDENCE OF IMPL	EVIDENCE OF IMPACT
13	SPED Representation	Instruction	Active Learning	Academic Performance	Reading	Chrome student books will be designated to our Special Education students so that they may be assisted with reading comprehension, fluency, research and language acquisition strategies and goals.	10 CI 9 ETAS	08/21/2017 PROJECTED COMP. DT 05/31/2018	Lesson plans	

INIT #	POPULATION	PERSON (S) RESPONSIBLE	RESOURCES BUDGET / HUMAN	EVALUATION		STATUS REPORT
				FORMATIVE	SUMMATIVE	
13	SE = Special Education	Special education teachers, Regular education teachers, Campus Administrators	Discretionary Board monies \$ _____ Charging Carts, \$ _____ Student Chromebooks & Licenses	Weekly spiraled test, CBA's, Benchmarks	Reading STAAR Assessments	



IRIS

Campus Improvement Plan 2017-2018

RCCE - RODOLFO C CENTENO ELEMENTARY

Goal	1 - 1A Student Achievement : Provide consistent quality instruction for all students, resulting in improved student achievement.
Data Analyzed To Determine Need	TAPR, PBMAS, TAIS
Long Range Goal	By the year 2019, all students will reach high standards, at a minimum attaining approaching or better in all state assessments.
Annual Performance Objective	Reading-To increase the percentage of all students meeting state standards from 80% to 90% ; Special Education Students from 36% to 65%; ELL students from 64% to 80%; Section 504 students from 67% to 75% and Migrant students from NA to NA

INIT #	AREA TARGETED	MAJOR SYSTEMS	COMPONENTS	CRITICAL SUCCESS FACTORS	CONTENT AREA	STRATEGIES, INITIATIVES AND REDESIGN	TIA COMP SCHOOL WIDE	START DATE	EVIDENCE OF IMPL	EVIDENCE OF IMPACT
14	State Assessment	Instruction, Curriculum Assessment	Rigor and relevance, monitoring student progress	Academic Performance, RTI identification	Reading / ELA	District-EOY Istation screener for all k and 1st grade students for dyslexia identification	9 ETAS	04/01/2018 PROJECTED COMP. DT 05/31/2018	EOY ISTATION reports	

INIT #	POPULATION	PERSON (S) RESPONSIBLE	RESOURCES BUDGET / HUMAN	EVALUATION		STATUS REPORT
				FORMATIVE	SUMMATIVE	
14	ALL = All Students	School improvement executive director, reading intervention, dyslexia coordinator, 504 coordinator, principal, classroom teacher	Classroom Teachers, Reading Intervention	Weekly spiraled tests, Istation progress monitoring	Istation EOY	No Progress



IRIS

Campus Improvement Plan 2017-2018

RCCE - RODOLFO C CENTENO ELEMENTARY

Goal	1 - 1A Student Achievement : Provide consistent quality instruction for all students, resulting in improved student achievement.
Data Analyzed To Determine Need	TAPR, PBMAS, TAIS
Long Range Goal	By the year 2019, all students will reach high standards, at a minimum attaining approaching or better in all state assessments.
Annual Performance Objective	Reading-To increase the percentage of all students meeting state standards from 80% to 90% ; Special Education Students from 36% to 65%; ELL students from 64% to 80%; Section 504 students from 67% to 75% and Migrant students from NA to NA

INIT #	AREA TARGETED	MAJOR SYSTEMS	COMPONENTS	CRITICAL SUCCESS FACTORS	CONTENT AREA	STRATEGIES, INITIATIVES AND REDESIGN	TIA COMP SCHOOL WIDE	START DATE	EVIDENCE OF IMPL	EVIDENCE OF IMPACT
15	State Assessment	Curriculum Assessment	Daily Monitoring of Student Progress	Academic Performance	Reading / ELA	District Reading Int teachers will submit running records and plan of action for all students K-5th, identified as TIER III critical on ISTATON for RTI identification.	9 ETAS	08/21/2017 PROJECTED COMP. DT 05/31/2017	Istation reports/runniing records	

INIT #	POPULATION	PERSON (S) RESPONSIBLE	RESOURCES BUDGET / HUMAN	EVALUATION		STATUS REPORT
				FORMATIVE	SUMMATIVE	
15	ALL = All Students	Reading Interventions, teachers, asst principal	Reading Intervention	Running records, spiraled, CBA, benchmark	STAAR, TELPAS	No Progress



IRIS

Campus Improvement Plan 2017-2018

RCCE - RODOLFO C CENTENO ELEMENTARY

Goal	1 - 1A Student Achievement : Provide consistent quality instruction for all students, resulting in improved student achievement.
Data Analyzed To Determine Need	TAPR, PBMAS, TAIS
Long Range Goal	By the year 2019, all students will reach high standards, at a minimum attaining approaching or better in all state assessments.
Annual Performance Objective	Reading-To increase the percentage of all students meeting state standards from 80% to 90% ; Special Education Students from 36% to 65%; ELL students from 64% to 80%; Section 504 students from 67% to 75% and Migrant students from NA to NA

INIT #	AREA TARGETED	MAJOR SYSTEMS	COMPONENTS	CRITICAL SUCCESS FACTORS	CONTENT AREA	STRATEGIES, INITIATIVES AND REDESIGN	TIA COMP SCHOOL WIDE	START DATE	EVIDENCE OF IMPL	EVIDENCE OF IMPACT
16	State Assessment	Instruction, Curriculum Assessment	Rigor, relevance, monitoring , student progress	Academic Performance, learning time,	Reading / ELA	District: Training and support for implementation of AR program lessons supporting STAAR.	10 CI	10/01/2017 PROJECTED COMP. DT 06/01/2018	AR reports, scope submissions	

INIT #	POPULATION	PERSON (S) RESPONSIBLE	RESOURCES BUDGET / HUMAN	EVALUATION		STATUS REPORT
				FORMATIVE	SUMMATIVE	
16	ALL students	Librarian, Principal, Asst. Principal, Executive Director, Elementary, elementary director, coordinators, teachers,	Classroom Teachers	AR reports	STAAR, TELPAS	No Progress



IRIS

Campus Improvement Plan 2017-2018

RCCE - RODOLFO C CENTENO ELEMENTARY

Goal	1 - 1A Student Achievement : Provide consistent quality instruction for all students, resulting in improved student achievement.
Data Analyzed To Determine Need	TAPR, PBMAS, TAIS
Long Range Goal	By the year 2019, all students will reach high standards, at a minimum attaining approaching or better in all state assessments.
Annual Performance Objective	Reading-To increase the percentage of all students meeting state standards from 80% to 90% ; Special Education Students from 36% to 65%; ELL students from 64% to 80%; Section 504 students from 67% to 75% and Migrant students from NA to NA

INIT #	AREA TARGETED	MAJOR SYSTEMS	COMPONENTS	CRITICAL SUCCESS FACTORS	CONTENT AREA	STRATEGIES, INITIATIVES AND REDESIGN	TIA COMP SCHOOL WIDE	START DATE	EVIDENCE OF IMPL	EVIDENCE OF IMPACT
17	State Assessment	Instruction, curriculum and assessment	Rigor, relevance	Academic Performance	Reading / ELA	District 4 AR Assigned novels with district developed questions for special AR points towards AR madness	8 TDMRA	09/01/2017	AR reports	
								PROJECTED COMP. DT		
								02/28/2018		

INIT #	POPULATION	PERSON (S) RESPONSIBLE	RESOURCES BUDGET / HUMAN	FORMATIVE	EVALUATION	SUMMATIVE	STATUS REPORT
17	ALL = All Students	Principal, Asst. Principal Executive Director, Elementary, coordinators, classroom teachers	Librarian, Classroom Teachers	AR reports	STAAR/TELPAS, AR madness broadcast		No Progress



IRIS

Campus Improvement Plan 2017-2018

RCCE - RODOLFO C CENTENO ELEMENTARY

Goal	1 - 1A Student Achievement : Provide consistent quality instruction for all students, resulting in improved student achievement.
Data Analyzed To Determine Need	TAPR, PBMAS, TAIS
Long Range Goal	By the year 2019, all students will reach high standards, at a minimum attaining approaching or better in all state assessments.
Annual Performance Objective	Reading-To increase the percentage of all students meeting state standards from 80% to 90% ; Special Education Students from 36% to 65%; ELL students from 64% to 80%; Section 504 students from 67% to 75% and Migrant students from NA to NA

INIT #	AREA TARGETED	MAJOR SYSTEMS	COMPONENTS	CRITICAL SUCCESS FACTORS	CONTENT AREA	STRATEGIES, INITIATIVES AND REDESIGN	TIA COMP SCHOOL WIDE	START DATE	EVIDENCE OF IMPL	EVIDENCE OF IMPACT
18	State Assessment	Instruction Curriculum Assessment, Instruction	Rigor, relevance, monitoring student progress	Academic Performance	Reading / ELA	DISTRICT AR usage of specified progress monitoring reports	10 CI	09/01/2017	AR reports	
								PROJECTED COMP. DT		
								05/31/2018		

INIT #	POPULATION	PERSON (S) RESPONSIBLE	RESOURCES BUDGET / HUMAN	FORMATIVE	EVALUATION	SUMMATIVE	STATUS REPORT
18	ALL = All Students	Executive Director, Elementary, Librarian, Principal, coordinators, teachers	Librarian, Classroom Teachers	AR Reports	STAAR /TLPAS		No Progress



IRIS

Campus Improvement Plan 2017-2018

RCCE - RODOLFO C CENTENO ELEMENTARY

Goal	1 - 1A Student Achievement : Provide consistent quality instruction for all students, resulting in improved student achievement.
Data Analyzed To Determine Need	TAPR, PBMAS, TAIS
Long Range Goal	By the year 2019, all students will reach high standards, at a minimum attaining approaching or better in all state assessments.
Annual Performance Objective	Reading-To increase the percentage of all students meeting state standards from 80% to 90% ; Special Education Students from 36% to 65%; ELL students from 64% to 80%; Section 504 students from 67% to 75% and Migrant students from NA to NA

INIT #	AREA TARGETED	MAJOR SYSTEMS	COMPONENTS	CRITICAL SUCCESS FACTORS	CONTENT AREA	STRATEGIES, INITIATIVES AND REDESIGN	TIA COMP SCHOOL WIDE	START DATE	EVIDENCE OF IMPL	EVIDENCE OF IMPACT
19	Special Education representation	Instruction	Differentiation to Meet Needs	Academic Performance	Reading / ELA	DISTRICT SPECIAL EDUCATION TextHelp to replace Kurzweil/ 3rd-5th grade STAAR assessment	8 TDMRA	08/21/2017 PROJECTED COMP. DT 06/01/2018	District Benchmark	

INIT #	POPULATION	PERSON (S) RESPONSIBLE	RESOURCES BUDGET / HUMAN	FORMATIVE	EVALUATION	SUMMATIVE	STATUS REPORT
19	3rd-5th grade students	Principal, Executive Director, Elementary, Asst. Principal	Special Education Teachers, Regular Ed, Classroom Teachers	Weekly spiraled tests, CBA's, Benchmarks	STAAR / TELPAS		No Progress



IRIS

Campus Improvement Plan 2017-2018

RCCE - RODOLFO C CENTENO ELEMENTARY

Goal	1 - 1A Student Achievement : Provide consistent quality instruction for all students, resulting in improved student achievement.
Data Analyzed To Determine Need	TAPR, PBMAS, TAIS
Long Range Goal	By the year 2019, all students will reach high standards, at a minimum attaining approaching or better in all state assessments.
Annual Performance Objective	Reading-To increase the percentage of all students meeting state standards from 80% to 90% ; Special Education Students from 36% to 65%; ELL students from 64% to 80%; Section 504 students from 67% to 75% and Migrant students from NA to NA

INIT #	AREA TARGETED	MAJOR SYSTEMS	COMPONENTS	CRITICAL SUCCESS FACTORS	CONTENT AREA	STRATEGIES, INITIATIVES AND REDESIGN	TIA COMP SCHOOL WIDE	START DATE	EVIDENCE OF IMPL	EVIDENCE OF IMPACT
20	Special education representation	Instruction	Assessment development	Academic Performance	Reading / ELA	DISTRICT SPED Iris Sped Student Profile (5th)	7 TRAN	08/21/2017	Iris campus reports	
								PROJECTED COMP. DT		
								06/01/2018		

INIT #	POPULATION	PERSON (S) RESPONSIBLE	RESOURCES BUDGET / HUMAN	EVALUATION		STATUS REPORT
				FORMATIVE	SUMMATIVE	
20	5th grade special ed students	Executive Director, Elementary, Principal, Asst. Principal, Special Ed Coordinators	Classroom Teachers, Special Education Teachers	Teacher binders	STAAR and Telpas	No Progress



IRIS

Campus Improvement Plan 2017-2018

RCCE - RODOLFO C CENTENO ELEMENTARY

Goal	1 - 1A Student Achievement : Provide consistent quality instruction for all students, resulting in improved student achievement.
Data Analyzed To Determine Need	TAPR, PBMAS, TAIS
Long Range Goal	By the year 2019, all students will reach high standards, at a minimum attaining approaching or better in all state assessments.
Annual Performance Objective	Reading-To increase the percentage of all students meeting state standards from 80% to 90% ; Special Education Students from 36% to 65%; ELL students from 64% to 80%; Section 504 students from 67% to 75% and Migrant students from NA to NA

INIT #	AREA TARGETED	MAJOR SYSTEMS	COMPONENTS	CRITICAL SUCCESS FACTORS	CONTENT AREA	STRATEGIES, INITIATIVES AND REDESIGN	TIA COMP SCHOOL WIDE	START DATE	EVIDENCE OF IMPL	EVIDENCE OF IMPACT
21	Special Ed Representation	Representation	Daily Monitoring of components	Academic Performance	Reading / ELA	DISTRICT Pre-kinder and kinder Tyler Reports Cards	9 ETAS	08/01/2017 PROJECTED COMP. DT 06/01/2017	6 weeks Tyler Report Cards	

INIT #	POPULATION	PERSON (S) RESPONSIBLE	RESOURCES BUDGET / HUMAN	EVALUATION		STATUS REPORT
				FORMATIVE	SUMMATIVE	
21	Special SE = Special Education	Tyler, Executive Director, Special Education, director of special, special ed coordinators, principals	Pre-Kinder and Kinder teachers	6 weeks report card	EOY report cards	No Progress



IRIS

Campus Improvement Plan 2017-2018

RCCE - RODOLFO C CENTENO ELEMENTARY

Goal	1 - 1A Student Achievement : Provide consistent quality instruction for all students, resulting in improved student achievement.
Data Analyzed To Determine Need	TAPR, PBMAS, TAIS
Long Range Goal	By the year 2019, all students will reach high standards, at a minimum attaining approaching or better in all state assessments.
Annual Performance Objective	Reading-To increase the percentage of all students meeting state standards from 80% to 90% ; Special Education Students from 36% to 65%; ELL students from 64% to 80%; Section 504 students from 67% to 75% and Migrant students from NA to NA

INIT #	AREA TARGETED	MAJOR SYSTEMS	COMPONENTS	CRITICAL SUCCESS FACTORS	CONTENT AREA	STRATEGIES, INITIATIVES AND REDESIGN	TIA COMP SCHOOL WIDE	START DATE	EVIDENCE OF IMPL	EVIDENCE OF IMPACT
22	State Assessment	Instruction, Curriculum Assessment, student support	Use of technology, and technology integration	Academic Performance	Reading / ELA	DISTRICT Purchase and install Mobile Learning Devices- for Chromebooks (COWS) for all 5th grade teachers. Each 5th grade teacher will have a Cart of Chromebooks to use with students.	9 ETAS	08/21/2017 PROJECTED COMP. DT 05/31/2018	Implementation plan	

INIT #	POPULATION	PERSON (S) RESPONSIBLE	RESOURCES BUDGET / HUMAN	FORMATIVE EVALUATION	SUMMATIVE	STATUS REPORT
22	5th Grade students	Executive director of Technology, Director of technology service, network system	Technology Dept	Lesson plans, Walkthroughs, CBA, Benchmarks	STAAR and TELPAS	No Progress



IRIS

Campus Improvement Plan 2017-2018

RCCE - RODOLFO C CENTENO ELEMENTARY

Goal	1 - 1A Student Achievement : Provide consistent quality instruction for all students, resulting in improved student achievement.
Data Analyzed To Determine Need	TAPR, PBMAS, TAIS
Long Range Goal	By the year 2019, all students will reach high standards, at a minimum attaining approaching or better in all state assessments.
Annual Performance Objective	Reading-To increase the percentage of all students meeting state standards from 80% to 90% ; Special Education Students from 36% to 65%; ELL students from 64% to 80%; Section 504 students from 67% to 75% and Migrant students from NA to NA

INIT #	AREA TARGETED	MAJOR SYSTEMS	COMPONENTS	CRITICAL SUCCESS FACTORS	CONTENT AREA	STRATEGIES, INITIATIVES AND REDESIGN	TIA COMP SCHOOL WIDE	START DATE	EVIDENCE OF IMPL	EVIDENCE OF IMPACT
23	Student Achievement	Curriculum Assessment, instruction	Rigor Relevance, monitoring student	Academic Performance, Teacher Quality	Reading / ELA	DISTRICT Implementation of IFP training module for teachers to effectively use in daily classroom activities	4 HQPD	08/21/2017 PROJECTED COMP. DT 05/01/2018	ERO sign in sheets; classroom observations	

INIT #	POPULATION	PERSON (S) RESPONSIBLE	RESOURCES BUDGET / HUMAN	FORMATIVE EVALUATION	SUMMATIVE	STATUS REPORT
23	ALL = All Students	CIT directors, CIT Coordinators	CIT coordinators	walkthroughs, lesson plans	STAAR/TELPAS	No Progress



IRIS

Campus Improvement Plan 2017-2018

RCCE - RODOLFO C CENTENO ELEMENTARY

Goal	1 - 1A Student Achievement : Provide consistent quality instruction for all students, resulting in improved student achievement.
Data Analyzed To Determine Need	TAPR, PBMAS, TAIS
Long Range Goal	By the year 2019, all students will reach high standards, at a minimum attaining approaching or better in all state assessments.
Annual Performance Objective	Reading-To increase the percentage of all students meeting state standards from 80% to 90% ; Special Education Students from 36% to 65%; ELL students from 64% to 80%; Section 504 students from 67% to 75% and Migrant students from NA to NA

INIT #	AREA TARGETED	MAJOR SYSTEMS	COMPONENTS	CRITICAL SUCCESS FACTORS	CONTENT AREA	STRATEGIES, INITIATIVES AND REDESIGN	TIA COMP SCHOOL WIDE	START DATE	EVIDENCE OF IMPL	EVIDENCE OF IMPACT
24	Student Achievement	Curriculum Assessment	Rigor and relevance	Academic Performance, Teacher Quality, Instruction	Reading / ELA	DISTRICT SMART Notebook Cadre integrating tech, into the curriculum for all state assessed subjects.	4 HQPD	06/01/2017 PROJECTED COMP. DT 05/01/2018	NCS payment forms: District scope and sequence	

INIT #	POPULATION	PERSON (S) RESPONSIBLE	RESOURCES BUDGET / HUMAN	EVALUATION	STATUS REPORT	
				FORMATIVE	SUMMATIVE	
24	ALL = All Students	CIT, Director, and staff	Classroom Teachers	Walkthroughs, lesson plan	STAAR and TELPAS	No Progress



IRIS

Campus Improvement Plan 2017-2018

RCCE - RODOLFO C CENTENO ELEMENTARY

Goal	1.1 - Continue to improve student achievement
Data Analyzed To Determine Need	, TAPR, PBMAS, TAIS
Long Range Goal	By the year 2019, all students will reach high standards at a minimum attaining proficiency or better in all state assessments
Annual Performance Objective	Math-To increase the percentage of students meeting state standards from 94% to 98% on the Math STAAR assessment. To increase the percentage of Special Education Students meeting state standards from 52% to 60% on the Math STAAR assessment. To increase the percentage of ELL students meeting state standards from 89% to 95% on the STAAR Math assessment, Section 504 students from 60% to 75% and Dyslexia students from 50% to 60%; Migrant students from NA to 60%

INIT #	AREA TARGETED	MAJOR SYSTEMS	COMPONENTS	CRITICAL SUCCESS FACTORS	CONTENT AREA	STRATEGIES, INITIATIVES AND REDESIGN	TIA COMP SCHOOL WIDE	START DATE	EVIDENCE OF IMPL	EVIDENCE OF IMPACT
1	State Assessment	Instruction, Curriculum Assessment	Rigor & Relevance	Academic Performance	Math, Reading, Writing, Science	Utilizing CBA's, Purchase STAAR Workbooks such as STAAR Master, KAMICO, FORDE FERRIER., Buckle Down Math and Buckle Down Reading	9 ETAS	08/21/2017 PROJECTED COMP. DT 05/31/2018	Walkthroughs, report cards, STAAR, TELPAS, Lesson Plans	

INIT #	POPULATION	PERSON (S) RESPONSIBLE	RESOURCES BUDGET / HUMAN	EVALUATION		STATUS REPORT
				FORMATIVE	SUMMATIVE	
1	ALL = All Students	Principal, Asst. Principals, teachers, Reading Intervention teachers, District Coordinators	Campus Testing Coordinator, Teachers Title I Budget \$ \$11951.75 (math workbooks)	Walkthroughs, End of six weeks exams, Benchmarks	STAAR	



IRIS

Campus Improvement Plan 2017-2018

RCCE - RODOLFO C CENTENO ELEMENTARY

Goal	1.1 - Continue to improve student achievement
Data Analyzed To Determine Need	, TAPR, PBMAS, TAIS
Long Range Goal	By the year 2019, all students will reach high standards at a minimum attaining proficiency or better in all state assessments
Annual Performance Objective	Math-To increase the percentage of students meeting state standards from 94% to 98% on the Math STAAR assessment. To increase the percentage of Special Education Students meeting state standards from 52% to 60% on the Math STAAR assessment. To increase the percentage of ELL students meeting state standards from 89% to 95% on the STAAR Math assessment, Section 504 students from 60% to 75% and Dyslexia students from 50% to 60%; Migrant students from NA to 60%

INIT #	AREA TARGETED	MAJOR SYSTEMS	COMPONENTS	CRITICAL SUCCESS FACTORS	CONTENT AREA	STRATEGIES, INITIATIVES AND REDESIGN	TIA COMP SCHOOL WIDE	START DATE	EVIDENCE OF IMPL	EVIDENCE OF IMPACT
2	State Assessment	Curriculum Assessment, Instruction	Rigor & Relevance	Academic Performance	Math, Reading, Writing, Science	Provide Differentiated instruction on grade level TEKS based instruction, Provide small group instruction to struggling students	10 CI 9 ETAS	08/21/2017 PROJECTED COMP. DT 05/31/2018	Walk throughs, Lesson Plans,	

INIT #	POPULATION	PERSON (S) RESPONSIBLE	RESOURCES BUDGET / HUMAN	FORMATIVE	EVALUATION	SUMMATIVE	STATUS REPORT
2	ALL = All Students	Principal, Asst. Principal, Teachers	Professional salaries, Title II \$ _____ (1 CSR)	Weekly tests, Benchmarks, CBA.s,	STAAR, TELPAS		



IRIS

Campus Improvement Plan 2017-2018

RCCE - RODOLFO C CENTENO ELEMENTARY

Goal 1.1 - Continue to improve student achievement
Data Analyzed To Determine Need , TAPR, PBMAS, TAIS
Long Range Goal By the year 2019, all students will reach high standards at a minimum attaining proficiency or better in all state assessments
Annual Performance Objective Math-To increase the percentage of students meeting state standards from 94% to 98% on the Math STAAR assessment. To increase the percentage of Special Education Students meeting state standards from 52% to 60% on the Math STAAR assessment. To increase the percentage of ELL students meeting state standards from 89% to 95% on the STAAR Math assessment, Section 504 students from 60% to 75% and Dyslexia students from 50% to 60%; Migrant students from NA to 60%

INIT #	AREA TARGETED	MAJOR SYSTEMS	COMPONENTS	CRITICAL SUCCESS FACTORS	CONTENT AREA	STRATEGIES, INITIATIVES AND REDESIGN	TIA COMP SCHOOL WIDE	START DATE	EVIDENCE OF IMPL	EVIDENCE OF IMPACT
3	State Assessment	Curriculum Assessment	Assessment Development	Academic Performance	Math, Reading, Writing, Science	Develop assessments to be administered weekly on a spiraled basis.	10 CI	08/21/2017 PROJECTED COMP. DT 05/31/2018	Lesson plans, Weekly test scores	

INIT #	POPULATION	PERSON (S) RESPONSIBLE	RESOURCES BUDGET / HUMAN	EVALUATION		STATUS REPORT
				FORMATIVE	SUMMATIVE	
3	ALL = All Students	Classroom teachers, Asst. Principals, Principals	STAAR Master Technology Program \$ 3000(Title I)	Weekly tests, Benchmarks	STAAR, TELPAS	



IRIS

Campus Improvement Plan 2017-2018

RCCE - RODOLFO C CENTENO ELEMENTARY

Goal	1.1 - Continue to improve student achievement
Data Analyzed To Determine Need	, TAPR, PBMAS, TAIS
Long Range Goal	By the year 2019, all students will reach high standards at a minimum attaining proficiency or better in all state assessments
Annual Performance Objective	Math-To increase the percentage of students meeting state standards from 94% to 98% on the Math STAAR assessment. To increase the percentage of Special Education Students meeting state standards from 52% to 60% on the Math STAAR assessment. To increase the percentage of ELL students meeting state standards from 89% to 95% on the STAAR Math assessment, Section 504 students from 60% to 75% and Dyslexia students from 50% to 60%; Migrant students from NA to 60%

INIT #	AREA TARGETED	MAJOR SYSTEMS	COMPONENTS	CRITICAL SUCCESS FACTORS	CONTENT AREA	STRATEGIES, INITIATIVES AND REDESIGN	TIA COMP SCHOOL WIDE	START DATE	EVIDENCE OF IMPL	EVIDENCE OF IMPACT
4	State Assessment	Curriculum Assessment, Instruction	Rigor & Relevance	Academic Performance	Math, Reading, Writing, Science	Continue implementation of District PLC's establishing procedures and documentation at the campus level (ERO sign-ins and PLC forms)	3 IHQT 4 HQPD	08/21/2017 PROJECTED COMP. DT 05/31/2018	Meeting agendas, Meeting minutes, Sign-ins	

INIT #	POPULATION	PERSON (S) RESPONSIBLE	RESOURCES BUDGET / HUMAN	FORMATIVE	EVALUATION	SUMMATIVE	STATUS REPORT
4	ALL = All Students	Campus administrators, Classroom teachers	Classroom Teachers	Schedules meetings	Weekly spiraled test results, CBA results, BM scores, STAAR & TELPAS scores		



IRIS

Campus Improvement Plan 2017-2018

RCCE - RODOLFO C CENTENO ELEMENTARY

Goal	1.1 - Continue to improve student achievement
Data Analyzed To Determine Need	, TAPR, PBMAS, TAIS
Long Range Goal	By the year 2019, all students will reach high standards at a minimum attaining proficiency or better in all state assessments
Annual Performance Objective	Math-To increase the percentage of students meeting state standards from 94% to 98% on the Math STAAR assessment. To increase the percentage of Special Education Students meeting state standards from 52% to 60% on the Math STAAR assessment. To increase the percentage of ELL students meeting state standards from 89% to 95% on the STAAR Math assessment, Section 504 students from 60% to 75% and Dyslexia students from 50% to 60%; Migrant students from NA to 60%

INIT #	AREA TARGETED	MAJOR SYSTEMS	COMPONENTS	CRITICAL SUCCESS FACTORS	CONTENT AREA	STRATEGIES, INITIATIVES AND REDESIGN	TIA COMP SCHOOL WIDE	START DATE	EVIDENCE OF IMPL	EVIDENCE OF IMPACT
5	State Assessment	Curriculum Assessment, Instruction	Rigor, relevance, Monitorings, Student Progress	Academic Performance, Learning Time	Math	DISTRICT All campuses will implement Istation Math, following scope and sequence	8 TDMRA	08/01/2017 PROJECTED COMP. DT 06/01/2018	District Istation Usage Reports	

INIT #	POPULATION	PERSON (S) RESPONSIBLE	RESOURCES BUDGET / HUMAN	EVALUATION		STATUS REPORT
				FORMATIVE	SUMMATIVE	
5	ALL = All Students	Executive Director, Elementary	Classroom Teachers	ISTATION Reports	Walkthroughs, EOY reports	No Progress



IRIS

Campus Improvement Plan 2017-2018

RCCE - RODOLFO C CENTENO ELEMENTARY

Goal 1.1 - Continue to improve student achievement
Data Analyzed To Determine Need , TAPR, PBMAS, TAIS
Long Range Goal By the year 2019, all students will reach high standards at a minimum attaining proficiency or better in all state assessments
Annual Performance Objective Math-To increase the percentage of students meeting state standards from 94% to 98% on the Math STAAR assessment. To increase the percentage of Special Education Students meeting state standards from 52% to 60% on the Math STAAR assessment. To increase the percentage of ELL students meeting state standards from 89% to 95% on the STAAR Math assessment, Section 504 students from 60% to 75% and Dyslexia students from 50% to 60%; Migrant students from NA to 60%

INIT #	AREA TARGETED	MAJOR SYSTEMS	COMPONENTS	CRITICAL SUCCESS FACTORS	CONTENT AREA	STRATEGIES, INITIATIVES AND REDESIGN	TIA COMP SCHOOL WIDE	START DATE	EVIDENCE OF IMPL	EVIDENCE OF IMPACT
6	State Assessment	Instruction, Curriculum Assessment	Rigor, Relevance, Monitoring, Student Progress	Academic Performance, Learning Time	Math, Reading	DISTRICT BOY, MOY, EOY Istation math assessment will be conducted together with Istation Reading	8 TDMRA	09/17/2017 PROJECTED COMP. DT 06/01/2018	ISTATION Testing Schedules	

INIT #	POPULATION	PERSON (S) RESPONSIBLE	RESOURCES BUDGET / HUMAN	FORMATIVE EVALUATION	SUMMATIVE EVALUATION	STATUS REPORT
6	ALL = All Students	Executive Director, Elementary, Reading Intervention, Principals, reading intervention teachers	Classroom Teachers --Title I Budgets \$ 11630.00	Istation Reports	EOY reports, spiraled tests, math CBA, math BEE	No Progress



IRIS

Campus Improvement Plan 2017-2018

RCCE - RODOLFO C CENTENO ELEMENTARY

Goal 1.1 - Continue to improve student achievement
Data Analyzed To Determine Need , TAPR, PBMAS, TAIS
Long Range Goal By the year 2019, all students will reach high standards at a minimum attaining proficiency or better in all state assessments
Annual Performance Objective Math-To increase the percentage of students meeting state standards from 94% to 98% on the Math STAAR assessment. To increase the percentage of Special Education Students meeting state standards from 52% to 60% on the Math STAAR assessment. To increase the percentage of ELL students meeting state standards from 89% to 95% on the STAAR Math assessment, Section 504 students from 60% to 75% and Dyslexia students from 50% to 60%; Migrant students from NA to 60%

INIT #	AREA TARGETED	MAJOR SYSTEMS	COMPONENTS	CRITICAL SUCCESS FACTORS	CONTENT AREA	STRATEGIES, INITIATIVES AND REDESIGN	TIA COMP SCHOOL WIDE	START DATE	EVIDENCE OF IMPL	EVIDENCE OF IMPACT
7	State Assessment	Instruction, curriculum and assessment	Rigor, Relevance, Monitoring, Student Progress	Academic Performance, Learning Time	Math/Reading/Science/Writing	DISTRICT Bi-monthly assessments for math, reading, science, and writing for kinder-5th grades(all content areas)	8 TDMRA	08/01/2017 PROJECTED COMP. DT 06/01/2017	Assessment grades ERO six weeks survey feedback	

INIT #	POPULATION	PERSON (S) RESPONSIBLE	RESOURCES BUDGET / HUMAN	FORMATIVE EVALUATION	SUMMATIVE EVALUATION	STATUS REPORT
7	ALL = All Students	Elementary Executive Director, Elementary Director, Coordinators Principals, Teachers	Classroom Teachers	Weekly tests, CBA, Benchmarks	STAAR MATH	No Progress



IRIS

Campus Improvement Plan 2017-2018

RCCE - RODOLFO C CENTENO ELEMENTARY

Goal 1.2 - Continue to improve student achievement
Data Analyzed To Determine Need TAPR, PBMAS,, TAIS,
Long Range Goal By the year 2019, all student will reach high standards at a minimum attaining proficiency or better in all State Assessments
Annual Performance Objective Writing-To increase the percentage of students meeting state standards from 86% to 90% on the Writing STAAR assessment. To maintain the percentage of Special Education Students meeting state standards from 60% to 70 % on the Writing STAAR assessment. To increase the percentage of ELL students meeting state standards from 77% to 85% on the STAAR Writing assessment,Section 504 students from 60% to 75% ; Migrant students from NA to 60%

INIT #	AREA TARGETED	MAJOR SYSTEMS	COMPONENTS	CRITICAL SUCCESS FACTORS	CONTENT AREA	STRATEGIES, INITIATIVES AND REDESIGN	TIA COMP SCHOOL WIDE	START DATE	EVIDENCE OF IMPL	EVIDENCE OF IMPACT
1	State Assessment	Instruction, Curriculum Assessment	Active learning	Academic Performance	Writing	Implementation of Motivation Writing, STAAR Ready, STAAR Master	9 ETAS	08/21/2017 PROJECTED COMP. DT 05/31/2018	Walkthroughs, Lesson plans	

INIT #	POPULATION	PERSON (S) RESPONSIBLE	RESOURCES BUDGET / HUMAN	FORMATIVE	EVALUATION	SUMMATIVE	STATUS REPORT
1	4th grade students and Identified ELL	Principal, Asst. Principals, Teachers, Pathfinders, Reading Interventionist, writing teachers	Textbook Administrator, Testing Administrator \$11951.75 Writing Workbooks Title I	Walkthroughs, Weekly assessments, CBA's	STAAR		



IRIS

Campus Improvement Plan 2017-2018

RCCE - RODOLFO C CENTENO ELEMENTARY

Goal 1.2 - Continue to improve student achievement
Data Analyzed To Determine Need TAPR, PBMAS,, TAIS,
Long Range Goal By the year 2019, all student will reach high standards at a minimum attaining proficiency or better in all State Assessments
Annual Performance Objective Writing-To increase the percentage of students meeting state standards from 86% to 90% on the Writing STAAR assessment. To maintain the percentage of Special Education Students meeting state standards from 60% to 70 % on the Writing STAAR assessment. To increase the percentage of ELL students meeting state standards from 77% to 85% on the STAAR Writing assessment,Section 504 students from 60% to 75% ; Migrant students from NA to 60%

INIT #	AREA TARGETED	MAJOR SYSTEMS	COMPONENTS	CRITICAL SUCCESS FACTORS	CONTENT AREA	STRATEGIES, INITIATIVES AND REDESIGN	TIA COMP SCHOOL WIDE	START DATE	EVIDENCE OF IMPL	EVIDENCE OF IMPACT
2	State Assessment	Instruction, Curriculum Assessment	rigor, relevance	Academic Performance, Learning Time	Writing	DISTRICT Scope and sequence Spelling lessons will allow for grade to focus on skill mastery instead of list of words: Tested spelling list should be different from practice lists throughout the week.	3 IHQT	08/21/2017 PROJECTED COMP. DT 05/31/2018	Lesson plans, walkthroughs	

INIT #	POPULATION	PERSON (S) RESPONSIBLE	RESOURCES BUDGET / HUMAN	FORMATIVE EVALUATION	SUMMATIVE	STATUS REPORT
2	ALL = All Students	Executive Director, Elementary, Teachers,coordinators	Classroom Teacher	spelling bee, weekly tests,	weekly spiraled tests, district spelling bee	No Progress



IRIS

Campus Improvement Plan 2017-2018

RCCE - RODOLFO C CENTENO ELEMENTARY

Goal 1.2 - Continue to improve student achievement
Data Analyzed To Determine Need TAPR, PBMAS,, TAIS,
Long Range Goal By the year 2019, all student will reach high standards at a minimum attaining proficiency or better in all State Assessments
Annual Performance Objective Writing-To increase the percentage of students meeting state standards from 86% to 90% on the Writing STAAR assessment. To maintain the percentage of Special Education Students meeting state standards from 60% to 70 % on the Writing STAAR assessment. To increase the percentage of ELL students meeting state standards from 77% to 85% on the STAAR Writing assessment,Section 504 students from 60% to 75% ; Migrant students from NA to 60%

INIT #	AREA TARGETED	MAJOR SYSTEMS	COMPONENTS	CRITICAL SUCCESS FACTORS	CONTENT AREA	STRATEGIES, INITIATIVES AND REDESIGN	TIA COMP SCHOOL WIDE	START DATE	EVIDENCE OF IMPL	EVIDENCE OF IMPACT
3	State Assessment	Instruction, Curriculum Assessment	rigor, relevance	Academic Performance, Learning Time	Writing	Pen pal writing on a given subject on a six weeks basis(grade level to grade level)	9 ETAS	10/01/2017 PROJECTED COMP. DT 04/30/2018	Emails sent to grad level teachers stating topic/yealry schedule of topics	

INIT #	POPULATION	PERSON (S) RESPONSIBLE	RESOURCES BUDGET / HUMAN	EVALUATION		STATUS REPORT
				FORMATIVE	SUMMATIVE	
3	ALL = All Students	Classroom teacher, Centenoville Post Office committee	Classroom Teachers	CBA writing, Weekly tests	STAAR/Telpas	No Progress



IRIS

Campus Improvement Plan 2017-2018

RCCE - RODOLFO C CENTENO ELEMENTARY

Goal	1.3 - CONTINUE TO IMPROVE STUDENT ACHIEVEMENT
Data Analyzed To Determine Need	TAPR, PBMAS, TAIS
Long Range Goal	By the year 2019, all students will reach high standards, at a minimum attaining proficiency or better in all State assessments.
Annual Performance Objective	Science-To increase the percentage of students meeting state standards from 85% to 95% on the Science STAAR assessment. To maintain the percentage of Special Education Students meeting state standards from 43% to 65% on the Science STAAR assessment. To increase the percentage of ELL students meeting state standards from 81% to 90% on the STAAR Science assessment: 504 Students from 82% to 90%; Migrant NA to NA.

INIT #	AREA TARGETED	MAJOR SYSTEMS	COMPONENTS	CRITICAL SUCCESS FACTORS	CONTENT AREA	STRATEGIES, INITIATIVES AND REDESIGN	TIA COMP SCHOOL WIDE	START DATE	EVIDENCE OF IMPL	EVIDENCE OF IMPACT
1	State Assessment	Instruction, Curriculum Assessment	Active Learning	Academic Performance	Science	Implementation of KAMICO, Motivation Science (provided by UISD), STAAR Ready STAAR Master	9 ETAS	08/21/2017 PROJECTED COMP. DT 05/31/2018	Walkthroughs, Lesson plans	

INIT #	POPULATION	PERSON (S) RESPONSIBLE	RESOURCES BUDGET / HUMAN	FORMATIVE	EVALUATION	SUMMATIVE	STATUS REPORT
1	ALL = All Students	Principal, Asst. Principal's, Science teachers, teachers, STM's, Science Coordinators, Pathfinders, Reading Interventionist	Testing Coordinator, Asst. Principals, Teachers, Title I Budget \$11951.75	Walkthroughs, Weekly grades, CBA's	STAAR		



IRIS

Campus Improvement Plan 2017-2018

RCCE - RODOLFO C CENTENO ELEMENTARY

Goal	1.3 - CONTINUE TO IMPROVE STUDENT ACHIEVEMENT
Data Analyzed To Determine Need	TAPR, PBMAS, TAIS
Long Range Goal	By the year 2019, all students will reach high standards, at a minimum attaining proficiency or better in all State assessments.
Annual Performance Objective	Science-To increase the percentage of students meeting state standards from 85% to 95% on the Science STAAR assessment. To maintain the percentage of Special Education Students meeting state standards from 43% to 65% on the Science STAAR assessment. To increase the percentage of ELL students meeting state standards from 81% to 90% on the STAAR Science assessment: 504 Students from 82% to 90%; Migrant NA to NA.

INIT #	AREA TARGETED	MAJOR SYSTEMS	COMPONENTS	CRITICAL SUCCESS FACTORS	CONTENT AREA	STRATEGIES, INITIATIVES AND REDESIGN	TIA COMP SCHOOL WIDE	START DATE	EVIDENCE OF IMPL	EVIDENCE OF IMPACT
2	State Assessment	Instruction, Curriculum Assessment	Active learning	Academic Performance, Family / Community Support	Science	MAD Scientist Night, student will present their Science Fair Projects to Parents in classrooms	9 ETAS	08/21/2017 PROJECTED COMP. DT 05/31/2018	Sign ins, Agendas, Observations	

INIT #	POPULATION	PERSON (S) RESPONSIBLE	RESOURCES BUDGET / HUMAN	EVALUATION		STATUS REPORT
				FORMATIVE	SUMMATIVE	
2	ALL = All Students	Principal, Asst. Principal's, Science teachers, Classroom teachers, STMS	Classroom teachers 1st-5th	Weekly test, CBA, Benchmarks,,	STAAR	No Progress



IRIS

Campus Improvement Plan 2017-2018

RCCE - RODOLFO C CENTENO ELEMENTARY

Goal 1.4 - Continue to improve student achievement on FITNESS GRAM assessment
Data Analyzed To Determine Need Fitness Gram results
Long Range Goal By the year 2019, all students will pass all six components of the FITNESS Gram assessment
Annual Performance Objective To increase the percentage of students passing all components of the FITNESS Gram from 17 % to 70%.

INIT #	AREA TARGETED	MAJOR SYSTEMS	COMPONENTS	CRITICAL SUCCESS FACTORS	CONTENT AREA	STRATEGIES, INITIATIVES AND REDESIGN	TIA COMP SCHOOL WIDE	START DATE	EVIDENCE OF IMPL	EVIDENCE OF IMPACT
1	Fitness	Student health	Modeling Healthy Habits	Fitness performance	Physical Education	Promote physical activity	10 CI	08/21/2017	FITNESS Gram results	
								PROJECTED COMP. DT		
								05/31/2018		

INIT #	POPULATION	PERSON (S) RESPONSIBLE	RESOURCES BUDGET / HUMAN	FORMATIVE	EVALUATION	SUMMATIVE	STATUS REPORT
1	All 3rd grade students	Principal, 3rd grade Teachers, Coaches	P.E. Teachers/ Coaches	Record sheets.		FITNESS Gram assessment	



IRIS

Campus Improvement Plan 2017-2018

RCCE - RODOLFO C CENTENO ELEMENTARY

Goal 1.5 - Continue to improve student achievement
Data Analyzed To Determine Need Federal guidelines
Long Range Goal By the year 2019 all students eligible for Pre-Kinder will participate in transition activities.
Annual Performance Objective To increase the percentage of PK students participating in transition into English Language Acquisition Activities from 75% to 90%.

INIT #	AREA TARGETED	MAJOR SYSTEMS	COMPONENTS	CRITICAL SUCCESS FACTORS	CONTENT AREA	STRATEGIES, INITIATIVES AND REDESIGN	TIA COMP SCHOOL WIDE	START DATE	EVIDENCE OF IMPL	EVIDENCE OF IMPACT
1	Pre-Kinder Students	Instruction	Active Learning, Collaborative Planning,	Academic Performance, Family / Community support	Pre-Kinder	Promote Pre-Kinder Round-up, Implement incoming family meetings and parent orientation	7 TRAN 9 ETAS 6 SIPI	08/21/2017 PROJECTED COMP. DT 05/31/2018	Sign In sheets	

INIT #	POPULATION	PERSON (S) RESPONSIBLE	RESOURCES BUDGET / HUMAN	EVALUATION		STATUS REPORT
				FORMATIVE	SUMMATIVE	
1	Preschool students	Prinicpal, Asst. Principal, Pr-Kinder teachers	Pre-K Teachers, Principal	Sign in sheets	Pre - Las Assessment, Pre-Kinder registration	



IRIS

Campus Improvement Plan 2017-2018

RCCE - RODOLFO C CENTENO ELEMENTARY

Goal 1.5 - Continue to improve student achievement
Data Analyzed To Determine Need Federal guidelines
Long Range Goal By the year 2019 all students eligible for Pre-Kinder will participate in transition activities.
Annual Performance Objective To increase the percentage of PK students participating in transition into English Language Acquisition Activities from 75% to 90%.

INIT #	AREA TARGETED	MAJOR SYSTEMS	COMPONENTS	CRITICAL SUCCESS FACTORS	CONTENT AREA	STRATEGIES, INITIATIVES AND REDESIGN	TIA COMP SCHOOL WIDE	START DATE	EVIDENCE OF IMPL	EVIDENCE OF IMPACT
2	Pre-Kinder Students	Instruction	Active Learning, Collaborative Planning	Academic Performance	Pre-Kinder	Collaborate and promote transition activities such as English vocabulary review centers.	7 TRAN 9 ETAS	08/21/2017 PROJECTED COMP. DT 05/31/2018	Walkthroughs, Lesson plans	

INIT #	POPULATION	PERSON (S) RESPONSIBLE	RESOURCES BUDGET / HUMAN	FORMATIVE	EVALUATION	SUMMATIVE	STATUS REPORT
2	Pre-kinder students	Principal, Asst. Principal, Pre-kinder teachers, Pre-Kinder teacher Assistants	Pre-Kinder Teacher Assistants/Classroom Teachers	Sign in sheets		Pre-LAS / Post LAS Scores	



IRIS

Campus Improvement Plan 2017-2018

RCCE - RODOLFO C CENTENO ELEMENTARY

Goal 1.6 - Continue to improve student achievement
Data Analyzed To Determine Need TAPR,PBMAS, TAIS
Long Range Goal By the year 2019 all student will reach high standards at a minimum attaining proficiency or better in all State assessments.
Annual Performance Objective To increase the percentage of ELL students progressing 1 proficiency level from 56% to 75% and ELL students with 1-4 years in U.S. schools attaining Advanced High from 32% to 45% and ELL students with 5+ years in U.S. schools attaining Advanced High from 62% to 75%

INIT #	AREA TARGETED	MAJOR SYSTEMS	COMPONENTS	CRITICAL SUCCESS FACTORS	CONTENT AREA	STRATEGIES, INITIATIVES AND REDESIGN	TIA COMP SCHOOL WIDE	START DATE	EVIDENCE OF IMPL	EVIDENCE OF IMPACT
1	State Assessment	Curriculum Assessment, Instruction	Rigor & Relevance	Academic Performance	ELL/Reading	Implementation of KAMICO, Forde Ferrier, STAAR Ready and Motivation Math, Reading, Writing, Science Workbooks, Classroom Novels and Book sets	9 ETAS	08/21/2017 PROJECTED COMP. DT 05/21/2018	Walk throughs, lesson plans	

INIT #	POPULATION	PERSON (S) RESPONSIBLE	RESOURCES BUDGET / HUMAN	FORMATIVE	EVALUATION	SUMMATIVE	STATUS REPORT
1	ALL = All Students Bil = Bilingual	Principal, Asst. Principal, Bilingual teachers, Pathfinders, Teamleaders	\$ _____ (Title III)	Report cards, Progress reports	STAAR, TELPAS		



IRIS

Campus Improvement Plan 2017-2018

RCCE - RODOLFO C CENTENO ELEMENTARY

Goal 1.6 - Continue to improve student achievement
Data Analyzed To Determine Need TAPR,PBMAS, TAIS
Long Range Goal By the year 2019 all student will reach high standards at a minimum attaining proficiency or better in all State assessments.
Annual Performance Objective To increase the percentage of ELL students progressing 1 proficiency level from 56% to 75% and ELL students with 1-4 years in U.S. schools attaining Advanced High from 32% to 45% and ELL students with 5+ years in U.S. schools attaining Advanced High from 62% to 75%

INIT #	AREA TARGETED	MAJOR SYSTEMS	COMPONENTS	CRITICAL SUCCESS FACTORS	CONTENT AREA	STRATEGIES, INITIATIVES AND REDESIGN	TIA COMP SCHOOL WIDE	START DATE	EVIDENCE OF IMPL	EVIDENCE OF IMPACT
2	State Assessment	Curriculum Assessment	Monitoring / Evaluation of Curriculum Implementation	Academic Performance	ELL/Reading	Language Acquisition Teacher Assistant will provide services to ELLs implementing the Virtual Mind Play Program	10 CI 9 ETAS	08/21/2017 PROJECTED COMP. DT 05/31/2018	Schedule Classroom Observations	

INIT #	POPULATION	PERSON (S) RESPONSIBLE	RESOURCES BUDGET / HUMAN	FORMATIVE EVALUATION	SUMMATIVE EVALUATION	STATUS REPORT
2	Bil = Bilingual	Bilingual/ELL Coordinators	Language Acquisition Teacher Assistant (Title III \$_____)	Walkthroughs, Benchmarks	STAAR, TELPAS	



IRIS

Campus Improvement Plan 2017-2018

RCCE - RODOLFO C CENTENO ELEMENTARY

Goal 1.6 - Continue to improve student achievement
Data Analyzed To Determine Need TAPR,PBMAS, TAIS
Long Range Goal By the year 2019 all student will reach high standards at a minimum attaining proficiency or better in all State assessments.
Annual Performance Objective To increase the percentage of ELL students progressing 1 proficiency level from 56% to 75% and ELL students with 1-4 years in U.S. schools attaining Advanced High from 32% to 45% and ELL students with 5+ years in U.S. schools attaining Advanced High from 62% to 75%

INIT #	AREA TARGETED	MAJOR SYSTEMS	COMPONENTS	CRITICAL SUCCESS FACTORS	CONTENT AREA	STRATEGIES, INITIATIVES AND REDESIGN	TIA COMP SCHOOL WIDE	START DATE	EVIDENCE OF IMPL	EVIDENCE OF IMPACT
3	State Assessment	Instruction, Curriculum Assessment, student support	monitoring student progress	Academic Performance, Learning Time, Family / Community Support	ELL/Reading	DISTRICT Implement the international Language Academy for 2nd grade Dual 2way model and early Transition Model Students (summer camp)	9 ETAS	05/01/2017 PROJECTED COMP. DT 06/01/2018	Parent permission letters, students activities/projects invitation for parents, lesson plans.	

INIT #	POPULATION	PERSON (S) RESPONSIBLE	RESOURCES BUDGET / HUMAN	FORMATIVE EVALUATION	SUMMATIVE EVALUATION	STATUS REPORT
3	Bil = Bilingual	Director for Bilingual/Dual Language , Director of CIT, CIT coords, Executive Dir of Federal Program/Ttle III	Classroom Bilingual Teachers	CBA and benchmark	STAAR/TELPAS	No Progress



IRIS

Campus Improvement Plan 2017-2018

RCCE - RODOLFO C CENTENO ELEMENTARY

Goal 1.6 - Continue to improve student achievement
Data Analyzed To Determine Need TAPR,PBMAS, TAIS
Long Range Goal By the year 2019 all student will reach high standards at a minimum attaining proficiency or better in all State assessments.
Annual Performance Objective To increase the percentage of ELL students progressing 1 proficiency level from 56% to 75% and ELL students with 1-4 years in U.S. schools attaining Advanced High from 32% to 45% and ELL students with 5+ years in U.S. schools attaining Advanced High from 62% to 75%

INIT #	AREA TARGETED	MAJOR SYSTEMS	COMPONENTS	CRITICAL SUCCESS FACTORS	CONTENT AREA	STRATEGIES, INITIATIVES AND REDESIGN	TIA COMP SCHOOL WIDE	START DATE	EVIDENCE OF IMPL	EVIDENCE OF IMPACT
4	State Assessment	Instruction, Curriculum Assessment, student support	Targeted Professional Development Monitoring Student Progress	Academic Performance, Learning Time, Family / Community Support	ELL/Reading	DISTRICT BILINGUAL (READING) Provide Professional development to Pre k-5th grade teachers of ELLS (Elite kit for ELLS)	4 HQPD	08/01/2017 PROJECTED COMP. DT 06/01/2018	ERO sign in-sheets, Agendas	

INIT #	POPULATION	PERSON (S) RESPONSIBLE	RESOURCES BUDGET / HUMAN	FORMATIVE	EVALUATION	SUMMATIVE	STATUS REPORT
4	Bil = Bilingual	Director for Bilingual/Dual Language , LAPICS, Director of CIT, CIT coords, Executive Director of Federal Program/Title III	Classroom Bilingual Teachers/ ELL Teachers	CBA and benchmark	STAAR /TELPAS		No Progress



IRIS

Campus Improvement Plan 2017-2018

RCCE - RODOLFO C CENTENO ELEMENTARY

Goal 1.6 - Continue to improve student achievement
Data Analyzed To Determine Need TAPR,PBMAS, TAIS
Long Range Goal By the year 2019 all student will reach high standards at a minimum attaining proficiency or better in all State assessments.
Annual Performance Objective To increase the percentage of ELL students progressing 1 proficiency level from 56% to 75% and ELL students with 1-4 years in U.S. schools attaining Advanced High from 32% to 45% and ELL students with 5+ years in U.S. schools attaining Advanced High from 62% to 75%

INIT #	AREA TARGETED	MAJOR SYSTEMS	COMPONENTS	CRITICAL SUCCESS FACTORS	CONTENT AREA	STRATEGIES, INITIATIVES AND REDESIGN	TIA COMP SCHOOL WIDE	START DATE	EVIDENCE OF IMPL	EVIDENCE OF IMPACT
5	State Assessment	Instruction, Curriculum and Assessment, Student support	Targeted Professional Development, Monitoring Student Progress	Academic Performance, Teacher Quality, Learning Time	ELL/Reading/Math/ Science/Language Arts	DISTRICT BILINGUAL: (ALL CONTENT AREAS) Pk -5th implement the Texas GATEWAY on-line courses by TEA PHASE 1 for Bilingual certified Elementary teachers ELPS Academy (4CPE hours) self-paced.	3 IHQT	06/01/2017 PROJECTED COMP. DT 04/01/2018	Gateway Course certificate of completion Bilingual/ESL Commitment Statement for Stipends ERO sign in sheet	

INIT #	POPULATION	PERSON (S) RESPONSIBLE	RESOURCES BUDGET / HUMAN	FORMATIVE EVALUATION	SUMMATIVE EVALUATION	STATUS REPORT
5	Bil = Bilingual	Director for Bilingual/Dual Language , LAPICS, Director of CIT, CIT coords, Executive Director of Federal Program/Title III	Classroom Bilingual Teachers/ ELL Teachers	CBA Benchmark	STAAR/ TELPAS	No Progress



IRIS

Campus Improvement Plan 2017-2018

RCCE - RODOLFO C CENTENO ELEMENTARY

Goal 1.6 - Continue to improve student achievement
Data Analyzed To Determine Need TAPR,PBMAS, TAIS
Long Range Goal By the year 2019 all student will reach high standards at a minimum attaining proficiency or better in all State assessments.
Annual Performance Objective To increase the percentage of ELL students progressing 1 proficiency level from 56% to 75% and ELL students with 1-4 years in U.S. schools attaining Advanced High from 32% to 45% and ELL students with 5+ years in U.S. schools attaining Advanced High from 62% to 75%

INIT #	AREA TARGETED	MAJOR SYSTEMS	COMPONENTS	CRITICAL SUCCESS FACTORS	CONTENT AREA	STRATEGIES, INITIATIVES AND REDESIGN	TIA COMP SCHOOL WIDE	START DATE	EVIDENCE OF IMPL	EVIDENCE OF IMPACT
6	State Assessment	Instruction, Curriculum Assessment,	Targeted Professional Development, Monitoring Student Progress	Academic Performance, Teacher Quality, Learning Time	ELL/Reading/Language Arts	DISTRICT: BILINGUAL (Reading) Implement the TELPAS Online Probes (TOPs)	9 ETAS	09/01/2017 PROJECTED COMP. DT 02/01/2018	Data Reports per six weeks	

INIT #	POPULATION	PERSON (S) RESPONSIBLE	RESOURCES BUDGET / HUMAN	FORMATIVE	EVALUATION	SUMMATIVE	STATUS REPORT
6	Bil = Bilingual	Bil Director Elementary, Principals, SPED, TECH Coordinator Title III	Classroom Bilingual Teachers/ ELL Teachers	TELPAS tutorials, CBA , Benchmark	TELPAS/STAAR		No Progress



IRIS

Campus Improvement Plan 2017-2018

RCCE - RODOLFO C CENTENO ELEMENTARY

Goal 1.6 - Continue to improve student achievement
Data Analyzed To Determine Need TAPR,PBMAS, TAIS
Long Range Goal By the year 2019 all student will reach high standards at a minimum attaining proficiency or better in all State assessments.
Annual Performance Objective To increase the percentage of ELL students progressing 1 proficiency level from 56% to 75% and ELL students with 1-4 years in U.S. schools attaining Advanced High from 32% to 45% and ELL students with 5+ years in U.S. schools attaining Advanced High from 62% to 75%

INIT #	AREA TARGETED	MAJOR SYSTEMS	COMPONENTS	CRITICAL SUCCESS FACTORS	CONTENT AREA	STRATEGIES, INITIATIVES AND REDESIGN	TIA COMP SCHOOL WIDE	START DATE	EVIDENCE OF IMPL	EVIDENCE OF IMPACT
7	State Assessment	Instruction, Curriculum Assessment, Student Support	Targeted Professional Development, Monitoring Student Progress	Academic Performance, Teacher Quality, Learning Time	ELL/Language Arts	DISTRICT BILINGUAL (WRITING) K-5th Implement College Readiness Writing (CRW;s) to better prepare ELLS for the TELPAS Writing Component	2 RS 9 ETAS	01/01/2018 PROJECTED COMP. DT 02/01/2018	Classroom Observations, CRW Plan	

INIT #	POPULATION	PERSON (S) RESPONSIBLE	RESOURCES BUDGET / HUMAN	FORMATIVE	EVALUATION	SUMMATIVE	STATUS REPORT
7	Bil = Bilingual	Bil Dept Dir, LAPICS all levels, Elem. Principal, Elementary Executive Director	Classroom Bilingual Teachers/ ELL Teachers	TeLpas, CBA , Benchmark	Telpas		No Progress



IRIS

Campus Improvement Plan 2017-2018

RCCE - RODOLFO C CENTENO ELEMENTARY

Goal 2 - A Safe and Nurturing Environment: Provide a safe, nurturing, positive, and secure learning environment for students and staff.
Data Analyzed To Determine Need Campus TYLER Discipline Report of campus referrals
Long Range Goal By the year 2019, campus discipline referrals will be reduced to 8% of the student population.
Annual Performance Objective To reduce campus discipline referrals from 10 % to 7% for the 2017-2018 school year.

INIT #	AREA TARGETED	MAJOR SYSTEMS	COMPONENTS	CRITICAL SUCCESS FACTORS	CONTENT AREA	STRATEGIES, INITIATIVES AND REDESIGN	TIA COMP SCHOOL WIDE	START DATE	EVIDENCE OF IMPL	EVIDENCE OF IMPACT
1	Discipline	Discipline	PBIS, ISS	School Climate, Decrease in disciplinary referrals	Safe Schools	Implement an anti-bullying club to bring awareness to students from 3rd-5th	9 ETAS	09/01/2017 PROJECTED COMP. DT 06/01/2018	Walk throughs and Disciplinary referrals	Referrals

INIT #	POPULATION	PERSON (S) RESPONSIBLE	RESOURCES BUDGET / HUMAN	FORMATIVE	EVALUATION	SUMMATIVE	STATUS REPORT
1	ALL = All Students	Principal, Asst. Principals, Teachers, PBIS Committee	Teachers, PBIS Committee	Sign in sheets, walk throughs	End of year TYLER report		



IRIS

Campus Improvement Plan 2017-2018

RCCE - RODOLFO C CENTENO ELEMENTARY

Goal 2 - A Safe and Nurturing Environment: Provide a safe, nurturing, positive, and secure learning environment for students and staff.
Data Analyzed To Determine Need Campus TYLER Discipline Report of campus referrals
Long Range Goal By the year 2019, campus discipline referrals will be reduced to 8% of the student population.
Annual Performance Objective To reduce campus discipline referrals from 10 % to 7% for the 2017-2018 school year.

INIT #	AREA TARGETED	MAJOR SYSTEMS	COMPONENTS	CRITICAL SUCCESS FACTORS	CONTENT AREA	STRATEGIES, INITIATIVES AND REDESIGN	TIA COMP SCHOOL WIDE	START DATE	EVIDENCE OF IMPL	EVIDENCE OF IMPACT
2	State Assessment	Instruction, Curriculum Assessment	Rigor, Relevance, Monitoring, Student Progress	Academic Performance, Learning Time	Safe Schools	DISTRICT SAFE SCHOOLS All campuses will be trained to utilize CLASS DOJO to support PBIS and Social Emotional	10 CI	08/01/2017 PROJECTED COMP. DT 06/01/2018	District Class Dojo Usage Reports	

INIT #	POPULATION	PERSON (S) RESPONSIBLE	RESOURCES BUDGET / HUMAN	FORMATIVE EVALUATION	SUMMATIVE EVALUATION	STATUS REPORT
2	ALL = All Students	Elementary Executive Director, Elementary Director, Coordinators, Principals, Teachers	Classroom Teachers	Lesson Plans, Walkthroughs	Annual Discipline report, Annual PBIS District Committee Walkthrough	No Progress



IRIS

Campus Improvement Plan 2017-2018

RCCE - RODOLFO C CENTENO ELEMENTARY

Goal	2 - A Safe and Nurturing Environment: Provide a safe, nurturing, positive, and secure learning environment for students and staff.
Data Analyzed To Determine Need	Campus TYLER Discipline Report of campus referrals
Long Range Goal	By the year 2019, campus discipline referrals will be reduced to 8% of the student population.
Annual Performance Objective	To reduce campus discipline referrals from 10 % to 7% for the 2017-2018 school year.

INIT #	AREA TARGETED	MAJOR SYSTEMS	COMPONENTS	CRITICAL SUCCESS FACTORS	CONTENT AREA	STRATEGIES, INITIATIVES AND REDESIGN	TIA COMP SCHOOL WIDE	START DATE	EVIDENCE OF IMPL	EVIDENCE OF IMPACT
3	State Assessment	Instruction, Curriculum Assessment	Rigor, Relevance, Monitoring, Student Progress	Academic Performance, Learning Time	Safe Schools	DISTRICT SAFE SCHOOLS Conduct Social Emotional Learning (character education) opportunities/lessons for all elementary school students through VBrick, Counseling classes, Instrucitonal learning PE and library times.	10 CI	08/01/2017 PROJECTED COMP. DT 06/01/2018	Distrct Class Dojo Usage Reports	

INIT #	POPULATION	PERSON (S) RESPONSIBLE	RESOURCES BUDGET / HUMAN	FORMATIVE	EVALUATION SUMMATIVE	STATUS REPORT
3	ALL = All Students	Elementary Executive Director, Elementary Director, Coordinators, Principals, Teachers	Classroom Teachers, School Counselors, PE coaches, Librarian	lesson PLans, Walkthroughs	Annual Discipline report, Annual PBIS District Committee Walkthrough	No Progress



IRIS

Campus Improvement Plan 2017-2018

RCCE - RODOLFO C CENTENO ELEMENTARY

Goal 2 - A Safe and Nurturing Environment: Provide a safe, nurturing, positive, and secure learning environment for students and staff.
Data Analyzed To Determine Need Campus TYLER Discipline Report of campus referrals
Long Range Goal By the year 2019, campus discipline referrals will be reduced to 8% of the student population.
Annual Performance Objective To reduce campus discipline referrals from 10 % to 7% for the 2017-2018 school year.

INIT #	AREA TARGETED	MAJOR SYSTEMS	COMPONENTS	CRITICAL SUCCESS FACTORS	CONTENT AREA	STRATEGIES, INITIATIVES AND REDESIGN	TIA COMP SCHOOL WIDE	START DATE	EVIDENCE OF IMPL	EVIDENCE OF IMPACT
4	Discipline curriculum and instruction	Instruction, Discipline, Culture and Climate	Data-driven Decision Making Monitoring	Family and Community Engagement	Safe Schools	DISTRICT SAFE SCHOOLS Continue Social Media & drug awareness by conducting age-appropriate presentations to all Elementary students as well as parents. Also list resources and informations on the UISD website.	6 SIPI	07/01/2017 PROJECTED COMP. DT 06/01/2018	Date of session Student/Parent sign in sheets	

INIT #	POPULATION	PERSON (S) RESPONSIBLE	RESOURCES BUDGET / HUMAN	FORMATIVE	EVALUATION SUMMATIVE	STATUS REPORT
4	ALL = All Students	Director of Counseling/Guidance & Disp. Mgmt. Principal , Counselor, LCDC's and PBF's	Classroom Teachers, School Counselors, PE coaches, Librarian	Lesson Plans/ Walkthroughs	Annual Discipline report, Annual PBIS District Committee Walkthrough	No Progress



IRIS

Campus Improvement Plan 2017-2018

RCCE - RODOLFO C CENTENO ELEMENTARY

Goal	2 - A Safe and Nurturing Environment: Provide a safe, nurturing, positive, and secure learning environment for students and staff.
Data Analyzed To Determine Need	Campus TYLER Discipline Report of campus referrals
Long Range Goal	By the year 2019, campus discipline referrals will be reduced to 8% of the student population.
Annual Performance Objective	To reduce campus discipline referrals from 10 % to 7% for the 2017-2018 school year.

INIT #	AREA TARGETED	MAJOR SYSTEMS	COMPONENTS	CRITICAL SUCCESS FACTORS	CONTENT AREA	STRATEGIES, INITIATIVES AND REDESIGN	TIA COMP SCHOOL WIDE	START DATE	EVIDENCE OF IMPL	EVIDENCE OF IMPACT
5	Discipline curriculum and instruction	Instruction, Discipline, Culture and Climate	Data-driven Decision Making Monitoring	School Climate, student parent support & Prevention Strategies	Safe Schools	DISTRICT SAFE SCHOOLS conduct truancy attendance awareness sessions for students and parents (re:late arrivals, early pull-outs, absences, tardies, etc) via media/judges/law enforcement dialogues	6 SIPI	07/01/2017 PROJECTED COMP. DT 06/01/2018	Parent/Student sign in sheets	

INIT #	POPULATION	PERSON (S) RESPONSIBLE	RESOURCES BUDGET / HUMAN	FORMATIVE	EVALUATION	SUMMATIVE	STATUS REPORT
5	ALL = All Students	Director of Attendance and Dropout Rec. Att. Officer/Clerks, and principals	Classroom Teacher, School Counselor, Truancy Officer.	Absence report, weekly report, six weeks report	Annual Discipline report, Annual PBIS District Committee Walkthrough		No Progress



IRIS

Campus Improvement Plan 2017-2018

RCCE - RODOLFO C CENTENO ELEMENTARY

Goal 3 - Family Involvement and Community Engagement: Promote community partnership and parent involvement.
Data Analyzed To Determine Need Campus based parental activities sign-in rosters
Long Range Goal By the year 2019, 90% of all students will be represented at parent activities
Annual Performance Objective To increase the percentage of students represented at campus based parental activities from 75% to 85%

INIT #	AREA TARGETED	MAJOR SYSTEMS	COMPONENTS	CRITICAL SUCCESS FACTORS	CONTENT AREA	STRATEGIES, INITIATIVES AND REDESIGN	TIA COMP SCHOOL WIDE	START DATE	EVIDENCE OF IMPL	EVIDENCE OF IMPACT
1	Parental involvement	Parent/Community	Parental involvement	Family / Community Support	Parent Involvement	Increase Parental involvement, Implement Parental activities such as Parent Festival	10 CI 9 ETAS 6 SIPI	08/21/2017	Sign in sheets	
								PROJECTED COMP. DT 05/31/2018		
INIT #	POPULATION	PERSON (S) RESPONSIBLE	RESOURCES BUDGET / HUMAN	FORMATIVE	EVALUATION	SUMMATIVE	STATUS REPORT			
1	All student	Principal, Asst. Principal, Counselor, SBDM Committee	Parental involvement \$2000 Title I)	Sign in sheets	Sign in sheets, Title I parent survey					



IRIS

Campus Improvement Plan 2017-2018

RCCE - RODOLFO C CENTENO ELEMENTARY

Goal 3 - Family Involvement and Community Engagement: Promote community partnership and parent involvement.
Data Analyzed To Determine Need Campus based parental activities sign-in rosters
Long Range Goal By the year 2019, 90% of all students will be represented at parent activities
Annual Performance Objective To increase the percentage of students represented at campus based parental activities from 75% to 85%

INIT #	AREA TARGETED	MAJOR SYSTEMS	COMPONENTS	CRITICAL SUCCESS FACTORS	CONTENT AREA	STRATEGIES, INITIATIVES AND REDESIGN	TIA COMP SCHOOL WIDE	START DATE	EVIDENCE OF IMPL	EVIDENCE OF IMPACT
2	State Assessment	Parents / Community	Parent / Community Organizations	Family / Community Support	Parent Involvement	Conduct a yearly family picnic in the Spring to promote family involvement and unity (partnership)(campus initiative)	6 SIPI	04/01/2018	Sign In Sheets	
								PROJECTED COMP. DT 04/30/2018		

INIT #	POPULATION	PERSON (S) RESPONSIBLE	RESOURCES BUDGET / HUMAN	FORMATIVE	EVALUATION	SUMMATIVE	STATUS REPORT
2	ALL = All Students	Principal, Asst. Principals, Counselors and Classroom Teachers	Campus Personnel	Sign In Sheets	Sign In Sheets		



IRIS

Campus Improvement Plan 2017-2018

RCCE - RODOLFO C CENTENO ELEMENTARY

Goal	3 - Family Involvement and Community Engagement: Promote community partnership and parent involvement.
Data Analyzed To Determine Need	Campus based parental activities sign-in rosters
Long Range Goal	By the year 2019, 90% of all students will be represented at parent activities
Annual Performance Objective	To increase the percentage of students represented at campus based parental activities from 75% to 85%

INIT #	AREA TARGETED	MAJOR SYSTEMS	COMPONENTS	CRITICAL SUCCESS FACTORS	CONTENT AREA	STRATEGIES, INITIATIVES AND REDESIGN	TIA COMP SCHOOL WIDE	START DATE	EVIDENCE OF IMPL	EVIDENCE OF IMPACT
3	State Assessment	Curriculum Assessment, Instruction	Collaborative Planning	Family / Community Support	Reading / ELA, Math and Science	Provide monthly parent sessions to parents that will emphasize on topics of interest to the school. Such as ways to better help students at home with academics, bullying, etc.. (cmapus initiative)	8 TDMRA 9 ETAS	10/01/2017 PROJECTED COMP. DT 04/01/2018	Agendas, monthly topic , flyers	

INIT #	POPULATION	PERSON (S) RESPONSIBLE	RESOURCES BUDGET / HUMAN	EVALUATION		STATUS REPORT
				FORMATIVE	SUMMATIVE	
3	ALL = All Students	Principal, Asst. Principals, Counselors, classroom Teachers	\$780.00 Title I Parental Involvement	Referral reports, PBIS tickets/charms	Sign in sheets	



IRIS

Campus Improvement Plan 2017-2018

RCCE - RODOLFO C CENTENO ELEMENTARY

Goal 3 - Family Involvement and Community Engagement: Promote community partnership and parent involvement.
Data Analyzed To Determine Need Campus based parental activities sign-in rosters
Long Range Goal By the year 2019, 90% of all students will be represented at parent activities
Annual Performance Objective To increase the percentage of students represented at campus based parental activities from 75% to 85%

INIT #	AREA TARGETED	MAJOR SYSTEMS	COMPONENTS	CRITICAL SUCCESS FACTORS	CONTENT AREA	STRATEGIES, INITIATIVES AND REDESIGN	TIA COMP SCHOOL WIDE	START DATE	EVIDENCE OF IMPL	EVIDENCE OF IMPACT
4	Parent Engagement	Parent/Community Representation	Parent engagement	Family Community Engagement/Support	Parent Involvement	DISTRICT Offer Technology Literacy to parents in the evenings at two locations (north & south)	6 SIPI	08/01/2017	Sign in Sheets	
								PROJECTED COMP. DT 05/01/2018		

INIT #	POPULATION	PERSON (S) RESPONSIBLE	RESOURCES BUDGET / HUMAN	FORMATIVE EVALUATION	SUMMATIVE EVALUATION	STATUS REPORT
4	Other	Federal & State Prog. Executive Director., Parental Inv., Liaison, Princ. Campus Inv. Contacts, Fam. Service Coordinator & LCC Cont. Ed. Coordinator	Campus Instructional Tech, Librarians	Offer Technology Literacy to parents in the evenings at two locations(north & south)	Sing in sheets	No Progress



IRIS

Campus Improvement Plan 2017-2018

RCCE - RODOLFO C CENTENO ELEMENTARY

Goal 3 - Family Involvement and Community Engagement: Promote community partnership and parent involvement.
Data Analyzed To Determine Need Campus based parental activities sign-in rosters
Long Range Goal By the year 2019, 90% of all students will be represented at parent activities
Annual Performance Objective To increase the percentage of students represented at campus based parental activities from 75% to 85%

INIT #	AREA TARGETED	MAJOR SYSTEMS	COMPONENTS	CRITICAL SUCCESS FACTORS	CONTENT AREA	STRATEGIES, INITIATIVES AND REDESIGN	TIA COMP SCHOOL WIDE	START DATE	EVIDENCE OF IMPL	EVIDENCE OF IMPACT
5	Parent Engagement	Parent/Community Representation	Parent Engagement	Family Community Engagement/Support	Parent Involvement	DISTRICT Develop a video to promote parent to promote parent	6 SIPI	07/01/2017	Video	
								PROJECTED COMP. DT		
								12/01/2017		

INIT #	POPULATION	PERSON (S) RESPONSIBLE	RESOURCES BUDGET / HUMAN	FORMATIVE EVALUATION	SUMMATIVE EVALUATION	STATUS REPORT
5	Other	Federal & State Prog. Executive Director., Parental Inv., Liaison, Princ. Campus Inv. Contacts, Fam. Service Coordinator & LCC Cont. Ed. Coordinator	Campus Instructional Tech, District	VIDEO DEVELOPMENT CIT	Sign in sheets/	No Progress



IRIS

Campus Improvement Plan 2017-2018

RCCE - RODOLFO C CENTENO ELEMENTARY

Goal 3 - Family Involvement and Community Engagement: Promote community partnership and parent involvement.
Data Analyzed To Determine Need Campus based parental activities sign-in rosters
Long Range Goal By the year 2019, 90% of all students will be represented at parent activities
Annual Performance Objective To increase the percentage of students represented at campus based parental activities from 75% to 85%

INIT #	AREA TARGETED	MAJOR SYSTEMS	COMPONENTS	CRITICAL SUCCESS FACTORS	CONTENT AREA	STRATEGIES, INITIATIVES AND REDESIGN	TIA COMP SCHOOL WIDE	START DATE	EVIDENCE OF IMPL	EVIDENCE OF IMPACT
6	Parent Engagement	Parent/Community Representation	Parent Engagement	Family Community Engagement/Support	Parent Involvement	DISTRICT Research the possibility of creating a Parent College, working with community members to provide course offerings to parents that	6 SIPI	07/01/2017 PROJECTED COMP. DT 12/01/2018	course schedule	

INIT #	POPULATION	PERSON (S) RESPONSIBLE	RESOURCES BUDGET / HUMAN	FORMATIVE	EVALUATION	SUMMATIVE	STATUS REPORT
6	Other	Federal & State Prog. Executive Director., Parental Inv., Liaison, Princ. Campus Inv. Contacts, Fam. Service Coordinator & LCC Cont. Ed. Coordinator	Campus Counselor, CIT	Course schedule	sign in sheets		No Progress



IRIS

Campus Improvement Plan 2017-2018

RCCE - RODOLFO C CENTENO ELEMENTARY

Goal 3 - Family Involvement and Community Engagement: Promote community partnership and parent involvement.
Data Analyzed To Determine Need Campus based parental activities sign-in rosters
Long Range Goal By the year 2019, 90% of all students will be represented at parent activities
Annual Performance Objective To increase the percentage of students represented at campus based parental activities from 75% to 85%

INIT #	AREA TARGETED	MAJOR SYSTEMS	COMPONENTS	CRITICAL SUCCESS FACTORS	CONTENT AREA	STRATEGIES, INITIATIVES AND REDESIGN	TIA COMP SCHOOL WIDE	START DATE	EVIDENCE OF IMPL	EVIDENCE OF IMPACT
7	Parent Engagement	Parents / Community, Representation	Parent Engagement	Family Community Engagment/Support	Parent Involvement	DISTRICT Increase the number of sites to offer ESL classes to UISD Parents (north & south) locations	6 SIPI	08/01/2017 PROJECTED COMP. DT 05/01/2018	course schedule	

INIT #	POPULATION	PERSON (S) RESPONSIBLE	RESOURCES BUDGET / HUMAN	FORMATIVE	EVALUATION	SUMMATIVE	STATUS REPORT
7	Other	Federal & State Prog. Executive Director., Parental Inv., Liaison, Princ. Campus Inv. Contacts, Fam. Service Coordinator & LCC Cont. Ed. Coordinator	Bilingual Coordinators	Course schedule	Sign in sheets		No Progress



IRIS

Campus Improvement Plan 2017-2018

RCCE - RODOLFO C CENTENO ELEMENTARY

Goal 3 - Family Involvement and Community Engagement: Promote community partnership and parent involvement.
Data Analyzed To Determine Need Campus based parental activities sign-in rosters
Long Range Goal By the year 2019, 90% of all students will be represented at parent activities
Annual Performance Objective To increase the percentage of students represented at campus based parental activities from 75% to 85%

INIT #	AREA TARGETED	MAJOR SYSTEMS	COMPONENTS	CRITICAL SUCCESS FACTORS	CONTENT AREA	STRATEGIES, INITIATIVES AND REDESIGN	TIA COMP SCHOOL WIDE	START DATE	EVIDENCE OF IMPL	EVIDENCE OF IMPACT
8	Community engagement	Parents / Community	Parent / Community Support, Parent / Community Organizations	Family / Community Support	Parent Involvement, community	Initiate a yearly campus career day for all students to foster the understanding of various professions	9 ETAS	05/14/2018 PROJECTED COMP. DT 06/30/2017	sign ins, agendas	

INIT #	POPULATION	PERSON (S) RESPONSIBLE	RESOURCES BUDGET / HUMAN	FORMATIVE	EVALUATION	SUMMATIVE	STATUS REPORT
8	ALL = All Students	School counselor and Family and Community CNA committee members, Principal, Asst. Principals	Classroom Teachers, Counselor	Sign in		Sign in	No Progress



IRIS

Campus Improvement Plan 2017-2018

RCCE - RODOLFO C CENTENO ELEMENTARY

Goal 4 - Human Capital: To ensure employee recruitment, development, support and retain effective teachers, principals and other instructional staff.
Data Analyzed To Determine Need Certification
Long Range Goal By the year 2019, all students will be taught by highly qualified teachers.
Annual Performance Objective To maintain the percentage of highly qualified teachers at 100%.

INIT #	AREA TARGETED	MAJOR SYSTEMS	COMPONENTS	CRITICAL SUCCESS FACTORS	CONTENT AREA	STRATEGIES, INITIATIVES AND REDESIGN	TIA COMP SCHOOL WIDE	START DATE	EVIDENCE OF IMPL	EVIDENCE OF IMPACT
1	State Assessment	Instruction, Curriculum and Assessment	Rigor, Relevance, Monitoring Student Progress	Academic Performance	Qualified Teachers	Pathfinder and Team Leader meetings every 6 weeks to discuss upcoming curriculum and recommendations by curriculum advisory committee.	3 IHQT 10 CI	08/01/2017 PROJECTED COMP. DT 06/01/2018	Meeting agendas, Sign ins, VBrick recordings	

INIT #	POPULATION	PERSON (S) RESPONSIBLE	RESOURCES BUDGET / HUMAN	FORMATIVE EVALUATION	SUMMATIVE EVALUATION	STATUS REPORT
1	ALL = All Students	Executive Director of Elementary Ed.	Pathfinders & Team leaders	Team leader / Pathfinder binders	Team leader / Pathfinder binders/ STAAR	



IRIS

Campus Improvement Plan 2017-2018

RCCE - RODOLFO C CENTENO ELEMENTARY

Goal	4 - Human Capital: To ensure employee recruitment, development, support and retain effective teachers, principals and other instructional staff.
Data Analyzed To Determine Need	Certification
Long Range Goal	By the year 2019, all students will be taught by highly qualified teachers.
Annual Performance Objective	To maintain the percentage of highly qualified teachers at 100%.

INIT #	AREA TARGETED	MAJOR SYSTEMS	COMPONENTS	CRITICAL SUCCESS FACTORS	CONTENT AREA	STRATEGIES, INITIATIVES AND REDESIGN	TIA COMP SCHOOL WIDE	START DATE	EVIDENCE OF IMPL	EVIDENCE OF IMPACT
2	Teacher substitutes	Human resources	Instructional Leadership, Monitoring and supervision	Teacher Quality	Qualified Employees	DISTRICT Monitor substitute teacher performance, attendance, class management. Organize and implement Teacher Substitute of the month and teacher substitute of the year. ***Criteria for selection shall include punctuality, attendance, frequency of jobs accepted, etc.	1 CNA	08/01/2017 PROJECTED COMP. DT 06/01/2018	Human Resources Electronic Records on file. Campus/Department written input	

INIT #	POPULATION	PERSON (S) RESPONSIBLE	RESOURCES BUDGET / HUMAN	EVALUATION		STATUS REPORT
				FORMATIVE	SUMMATIVE	
2	ALL = All Students	Assistant Superintendent for Human Resources/HR Administrators, Campus/Departments	District Substitutes	Surveys/feedback on substitutes	Human Resources/Highly Qualified Substitutes	No Progress