

Dumas ISD

Board Goals and Plans

Board Approved - March 10, 2020

Early Childhood Literacy Board Outcome Goal

The percent of 3rd grade students that score meets grade level or above on STAAR Reading will increase from 34% to 50% by June 2024.

Yearly Target Goals

2020	2021	2022	2023	2024
37%	40%	43%	46%	50%

Closing the Gaps Student Groups Yearly Targets

	African American	Hispanic	White	American Indian	Asian	Pacific Islander	Two or More Races	Special Ed	Eco. Disadv.	Special Ed (Former)	EL	Cont. Enrolled	Non-Cont. Enrolled
2020		37%	58%		37%			26%	36%	26%	33%	40%	40%
2021		40%	60%		40%			28%	40%	28%	36%	43%	43%
2022		43%	62%		43%			30%	44%	30%	39%	45%	45%
2023		46%	64%		46%			32%	48%	32%	42%	47%	47%
2024		50%	65%		50%			35%	50%	35%	45%	50%	50%

Early Childhood Literacy Progress Measure 1

The percent of PreK students that score on "on track" on the CIRCLE PM literacy diagnostic will increase from 36% to 50% by June 2024.

Yearly Target Goals

2020	2021	2022	2023	2024
39%	41%	44%	47%	50%

Closing the Gaps Student Groups Yearly Targets

	African American	Hispanic	White	American Indian	Asian	Pacific Islander	Two or More	Special Ed	Eco. Disadv.	Special Ed (Former)	EL	Cont. Enrolled	Non-Cont. Enrolled
2020		37%	45%		23%			30%	40%		15%		
2021		40%	47%		26%			33%	43%		18%		
2022		43%	50%		29%			36%	46%		21%		
2023		46%	53%		32%			39%	49%		24%		
2024		49%	55%		35%			42%	52%		27%		

Early Childhood Literacy Progress Measure 2

The percent of Kindergarten through 2nd grade students that score "developed" on TPRI diagnostic will increase from 56% to 70% by June 2024.

Yearly Target Goals

2020	2021	2022	2023	2024
59%	62%	65%	68%	70%

Closing the Gaps Student Groups Yearly Targets

	African American	Hispanic	White	American Indian	Asian	Pacific Islander	Two or More	Special Ed	Eco. Disadv.	Special Ed (Former)	EL	Cont. Enrolled	Non-Cont. Enrolled
2020		57%	63%		64%			35%	54%		50%		
2021		60%	66%		67%			38%	57%		53%		
2022		63%	69%		70%			41%	60%		56%		
2023		66%	72%		73%			44%	63%		59%		
2024		68%	74%		75%			47%	66%		62%		

Cactus Elementary Early Childhood Literacy Plan Campus Goal

The percent of 3rd grade students that score meets grade level or above on STAAR Reading will increase from 22% to 40% by June 2024.

Yearly Target Goals

2020	2021	2022	2023	2024
26%	30%	34%	37%	40%

Closing the Gaps Student Groups Yearly Targets

	African American	Hispanic	White	American Indian	Asian	Pacific Islander	Two or More	Special Ed	Eco. Disadv.	SpEd (Former)	EL	Cont. Enrolled	Non-Cont Enrolled
2020		28%							29%		32%	32%	
2021		31%							32%		34%	34%	
2022		34%							35%		36%	36%	
2023		37%							38%		38%	38%	
2024		40%							40%		40%	40%	

Early Childhood Literacy Progress Measure 1

The percent of PreK students that score on "on track" on the CIRCLE PM literacy diagnostic will increase from 29% to 40% by June 2024.

Yearly Target Goals

2020	2021	2022	2023	2024
32%	34%	36%	38%	40%

Closing the Gaps Student Groups Yearly Targets

	African American	Hispanic	White	American Indian	Asian	Pacific Islander	Two or More	Special Ed	Eco. Disadv.	Special Ed (Former)	EL	Cont. Enrolled	Non-Cont. Enrolled
2020		32%							32%		12%		
2021		34%							34%		15%		
2022		36%							36%		18%		
2023		38%							38%		21%		
2024		40%							40%		24%		

Early Childhood Literacy Progress Measure 2

The percent of Kindergarten through 2nd grade students that score "developed" on TPRI diagnostic will increase from 47% to 60% by June 2024.

Yearly Target Goals

2020	2021	2022	2023	2024
50%	53%	56%	58%	60%

Closing the Gaps Student Groups Yearly Targets

	African American	Hispanic	White	American Indian	Asian	Pacific Islander	Two or More	Special Ed	Eco. Disadv.	Special Ed (Former)	EL	Cont. Enrolled	Non-Cont. Enrolled
2020		50%							50%		50%		
2021		53%							53%		53%		
2022		56%							56%		56%		
2023		58%							58%		58%		
2024		60%							60%		60%		

EC Literacy Targeted Plan

PROFESSIONAL DEVELOPMENT ACTIVITIES:

- * All PreK through Fourth grade teachers will complete The Science of Reading Academies over the next three years.
- * PLC Meetings with Reading Recovery Director and teachers
- * First Year Literacy Class
- * Second Year Literacy Class
- * PLC Meetings with Reading Instructional Coach
- * ESC 16 trainings regarding best practices, instructional strategies and accountability available to all instructional staff

INITIATIVES:

- * Kindergarten and First Grade Reading Initiative (District-wide program)
- * Third Grade Read Naturally program before school
- * Boost/Blast/Countdown pullout programs led by trained paraprofessionals
- * LoneStar Learning strategies utilized within Second and Third Grade classrooms
- * Technology utilized to enhance intervention and acceleration such as Education Galaxy and Headsprout
- * Lead4ward techniques, strategies and data disaggregation utilized throughout all grade levels

Morningside Elementary Early Childhood Literacy Plan Campus Goal

The percent of 3rd grade students that score meets grade level or above on STAAR Reading will increase from 43% to 55% by June 2024.

Yearly Target Goals

2020	2021	2022	2023	2024
45%	47%	49%	52%	55%

Closing the Gaps Student Groups Yearly Targets

	African American	Hispanic	White	American Indian	Asian	Pacific Islander	Two or More	Special Ed	Eco. Disadv.	Special Ed (Former)	EL	Cont. Enrolled	Non-Cont. Enrolled
2020		51%	70%						38%		23%	51%	
2021		53%	71%						41%		26%	53%	
2022		55%	72%						44%		29%	55%	
2023		57%	73%						47%		32%	57%	
2024		60%	75%						50%		35%	60%	

Early Childhood Literacy Progress Measure 1

The percent of PreK students that score on "on track" on the CIRCLE PM literacy diagnostic will increase from 44% to 55% by June 2024.

Yearly Target Goals

2020	2021	2022	2023	2024
46%	48%	50%	52%	55%

Closing the Gaps Student Groups Yearly Targets

	African American	Hispanic	White	American Indian	Asian	Pacific Islander	Two or More	Special Ed	Eco. Disadv.	Special Ed (Former)	EL	Cont. Enrolled	Non-Cont. Enrolled
2020		41%	54%						46%		27%		
2021		43%	56%						48%		29%		
2022		45%	58%						50%		31%		
2023		47%	60%						52%		33%		
2024		50%	62%						55%		35%		

Early Childhood Literacy Progress Measure 2

The percent of Kindergarten through 2nd grade students that score "developed" on TPRI diagnostic will increase from 63% to 75% by June 2024.

Yearly Target Goals

2020	2021	2022	2023	2024
65%	67%	69%	72%	75%

Closing the Gaps Student Groups Yearly Targets

	African American	Hispanic	White	American Indian	Asian	Pacific Islander	Two or More	Special Ed	Eco. Disadv.	Special Ed (Former)	EL	Cont. Enrolled	Non-Cont. Enrolled
2020		65%	68%						60%		60%		
2021		67%	70%						62%		62%		
2022		69%	72%						64%		64%		
2023		72%	75%						67%		67%		
2024		75%	78%						70%		70%		

EC Literacy Targeted Plan

PROFESSIONAL DEVELOPMENT ACTIVITIES:

- * All PreK through Fourth grade teachers will complete The Science of Reading Academies over the next three years.
- * Weekly PLC Meetings
- * Collaboration with Reading Recovery Director
- * Kindergarten through Third grade Literacy Classes
- * Lesson Study with 2nd Grade (Writing)
- * PLC Meetings with Reading Instructional Coach
- * ESC 16 trainings regarding best practices, instructional strategies and accountability available to all instructional staff

INITIATIVES:

- * Kindergarten and First Grade Reading Initiative (District-wide program)
- * Targeted instruction, enrichment and intervention with third grade
- * Lead4ward techniques, strategies and data disaggregation utilized throughout all grade levels
- * Interventions in place - Countdown, Blast, Boost, Headsprout, Education Galaxy, Reading Recovery, Literacy Groups, LLI Kits
- * Book Club in the Library

Hillcrest Elementary Early Childhood Literacy Plan Campus Goal

The percent of 3rd grade students that score meets grade level or above on STAAR Reading will increase from 54% to 65% by June 2024.

Yearly Target Goals

2020	2021	2022	2023	2024
56%	58%	60%	63%	65%

Closing the Gaps Student Groups Yearly Targets

	African American	Hispanic	White	American Indian	Asian	Pacific Islander	Two or More	Special Ed	Eco. Disadv.	Special Ed (Former)	EL	Cont. Enrolled	Non-Cont. Enrolled
2020		43%	70%						59%			56%	
2021		47%	71%						61%			58%	
2022		50%	72%						63%			60%	
2023		52%	73%						64%			63%	
2024		55%	75%						65%			65%	

Early Childhood Literacy Progress Measure 2

The percent of Kindergarten through 2nd grade students that score "developed" on TPRI diagnostic will increase from 68% to 78% by June 2024.

Yearly Target Goals

2020	2021	2022	2023	2024
70%	72%	74%	76%	78%

Closing the Gaps Student Groups Yearly Targets

	African American	Hispanic	White	American Indian	Asian	Pacific Islander	Two or More	Special Ed	Eco. Disadv.	Special Ed (Former)	EL	Cont. Enrolled	Non-Cont. Enrolled
2020		67%	72%						57%				
2021		69%	74%						59%				
2022		71%	76%						61%				
2023		73%	78%						63%				
2024		75%	80%						65%				

EC Literacy Targeted Plan

PROFESSIONAL DEVELOPMENT ACTIVITIES:

- * All PreK through Fourth grade teachers will complete The Science of Reading Academies over the next three years.
- * PLC Planning/Discussion - Weekly Meetings (60 minutes)
- * First Year Literacy Class
- * Second Year Literacy Class
- * Collaboration with Reading Recovery Director
- * ESC 16 trainings regarding best practices, instructional strategies and accountability available to all instructional staff
- * Vertical planning with Reading teachers - 2 days per semester
- * Third Grade Reading Class

INITIATIVES:

- * Kindergarten and First Grade Reading Initiative (District-wide program)
- * Reading Recovery/Literacy Groups
- * Third and Fourth Grade Book Clubs - Book Club meets during recess 2 times per week for 20 minutes
- * RTI Groups - Reading instruction for tutorials, daily 30 minutes
- * Hotshots - Reading groups for enrichment, daily 30 minutes
- * Boost Reading Groups - intervention, daily 20 minutes
- * LLI Kits - Reading Groups for intervention, 2 times weekly, 30 minutes
- * Headsprout - Computer intervention, daily 30 minutes
- * Education Galaxy/Lift-off Computer Program - weekly in computer lab, 20 minutes
- * Study Island Computer Program - weekly in classrooms, 20 minutes

Sunset Elementary Early Childhood Literacy Plan Campus Goal

The percent of 3rd grade students that score meets grade level or above on STAAR Reading will increase from 18% to 35% by June 2024.

Yearly Target Goals

2020	2021	2022	2023	2024
20%	23%	27%	31%	35%

Closing the Gaps Student Groups Yearly Targets

	African American	Hispanic	White	American Indian	Asian	Pacific Islander	Two or More	Special Ed	Eco. Disadv.	Special Ed (Former)	EL	Cont. Enrolled	Non-Cont. Enrolled
2020		20%							20%		24%	20%	
2021		23%							23%		27%	23%	
2022		27%							27%		30%	27%	
2023		31%							31%		32%	31%	
2024		35%							35%		35%	35%	

Early Childhood Literacy Progress Measure 1

The percent of PreK students that score on "on track" on the CIRCLE PM literacy diagnostic will increase from 35% to 50% by June 2024.

Yearly Target Goals

2020	2021	2022	2023	2024
38%	42%	45%	48%	50%

Closing the Gaps Student Groups Yearly Targets

	African American	Hispanic	White	American Indian	Asian	Pacific Islander	Two or More	Special Ed	Eco. Disadv.	Special Ed (Former)	EL	Cont. Enrolled	Non-Cont. Enrolled
2020		36%							36%		17%		
2021		40%							40%		19%		
2022		43%							43%		21%		
2023		46%							46%		23%		
2024		48%							48%		25%		

Early Childhood Literacy Progress Measure 2

The percent of Kindergarten through 2nd grade students that score "developed" on TPRI diagnostic will increase from 29% to 45% by June 2024.

Yearly Target Goals

2020	2021	2022	2023	2024
32%	35%	38%	42%	45%

Closing the Gaps Student Groups Yearly Targets

	African American	Hispanic	White	American Indian	Asian	Pacific Islander	Two or More	Special Ed	Eco. Disadv.	Special Ed (Former)	EL	Cont. Enrolled	Non-Cont. Enrolled
2020		31%							32%		21%		
2021		35%							35%		23%		
2022		37%							38%		25%		
2023		41%							42%		27%		
2024		44%							45%		29%		

EC Literacy Targeted Plan

PROFESSIONAL DEVELOPMENT ACTIVITIES:

- * All PreK through Fourth grade teachers will complete The Science of Reading Academies over the next three years.
- * Weekly PLC Planning/Discussion - student writing samples and communication logs will be part of discussions.
- * Weekly Academic Teaming
- * First Year Literacy Class
- * Second Year Literacy Class
- * ESC 16 trainings regarding best practices, instructional strategies and accountability available to all instructional staff
- * Lead4ward Workshop and Lead4ward App

INITIATIVES:

- * Kindergarten and First Grade Reading Initiative (District-wide program)
- * Reading Recovery/Literacy Groups
- * Reading Book Clubs
- * RTI Groups for Tier II and Tier III interventions
- * Blast and Boost Reading Groups - intervention
- * LLI Kits - Reading Groups for intervention
- * Raz Kids
- * Education Galaxy/Lift-off Computer Program
- * Guided Reading
- * Morning and afternoon tutorial groups
- * Flipgrid
- * Countdown to the Reading STAAR
- * Fast Focus Countdown to Reading STAAR
- * Boot Camp for Writing for 4th grade students
- * All Kindergarten through fourth grade teachers will implement Power of Communication in the classrooms.
- * Language Lab
- * Special Education and classroom teachers will fill out weekly evaluation forms to track progress of Special Education students

Green Acres Elementary Early Childhood Literacy Plan Campus Goal

The percent of 3rd grade students that score meets grade level or above on STAAR Reading will increase from 36% to 50% by June 2024.

Yearly Target Goals

2020	2021	2022	2023	2024
39%	42%	45%	48%	50%

Closing the Gaps Student Groups Yearly Targets

	African American	Hispanic	White	American Indian	Asian	Pacific Islander	Two or More	Special Ed	Eco. Disadv.	Special Ed (Former)	EL	Cont. Enrolled	Non-Cont. Enrolled
2020		43%							36%		45%	39%	
2021		47%							39%		48%	42%	
2022		50%							42%		50%	45%	
2023		52%							45%		52%	48%	
2024		55%							48%		54%	50%	

Early Childhood Literacy Progress Measure 1

The percent of PreK students that score on "on track" on the CIRCLE PM literacy diagnostic will increase from 42% to 55% by June 2024.

Yearly Target Goals

2020	2021	2022	2023	2024
45%	48%	50%	53%	55%

Closing the Gaps Student Groups Yearly Targets

	African American	Hispanic	White	American Indian	Asian	Pacific Islander	Two or More	Special Ed	Eco. Disadv.	Special Ed (Former)	EL	Cont. Enrolled	Non-Cont. Enrolled
2020		39%							47%		15%		
2021		42%							50%		17%		
2022		44%							52%		20%		
2023		47%							55%		22%		
2024		50%							57%		25%		

Early Childhood Literacy Progress Measure 2

The percent of Kindergarten through 2nd grade students that score "developed" on TPRI diagnostic will increase from 65% to 77% by June 2024.

Yearly Target Goals

2020	2021	2022	2023	2024
68%	70%	73%	74%	77%

Closing the Gaps Student Groups Yearly Targets

	African American	Hispanic	White	American Indian	Asian	Pacific Islander	Two or More	Special Ed	Eco. Disadv.	Special Ed (Former)	EL	Cont. Enrolled	Non-Cont. Enrolled
2020		67%							65%		69%		
2021		69%							67%		71%		
2022		72%							70%		73%		
2023		73%							71%		74%		
2024		76%							74%		75%		

EC Literacy Targeted Plan

PROFESSIONAL DEVELOPMENT ACTIVITIES:

- * All PreK through Fourth grade teachers will complete The Science of Reading Academies over the next three years.
- * PLC Meetings with Reading Recovery Director and teachers
- * First Year Literacy Class
- * Second Year Literacy Class
- * PLC Meetings with Reading Instructional Coach
- * ESC 16 trainings regarding best practices, instructional strategies and accountability available to all instructional staff
- * Reading Instructional Coach models instruction in Kindergarten through Fourth grade classrooms
- * Classroom visits with feedback from Reading Recovery Director
- * Third Grade Literacy Class

INITIATIVES:

- * Kindergarten and First Grade Reading Initiative (District-wide program)
- * Reading Recovery Literacy Groups
- * Book Club (4th)
- * Growing Achievers Academies (3rd &4th)
- * Boost, Count Down & Blast intervention groups
- * Education Galaxy, Lift Off and Headsprout intervention groups
- * Lead4ward techniques, strategies and data disaggregation utilized in all grade levels.

Early Childhood Math Board Outcome Goal

The percent of 3rd grade students that score meets grade level or above on STAAR Math will increase from 43% to 55% by June 2024.

Yearly Target Goals

2020	2021	2022	2023	2024
45%	47%	50%	53%	55%

Closing the Gaps Student Groups Yearly Targets

	African American	Hispanic	White	American Indian	Asian	Pacific Islander	Two or More Races	Special Ed	Eco. Disadv.	Special Ed (Former)	EL	Cont. Enrolled	Non-Cont. Enrolled
2020		47%	66%		47%			34%	47%	75%	47%	50%	37%
2021		49%	67%		49%			36%	49%	75%	49%	52%	39%
2022		51%	68%		51%			39%	51%	75%	51%	53%	41%
2023		53%	69%		53%			42%	53%	75%	53%	54%	43%
2024		55%	70%		55%			45%	55%	75%	55%	55%	45%

Early Childhood Math Progress Measure 1

The percent of PreK students that score on "on track" on the CIRCLE PM Math diagnostic will increase from 71% to 80% by June 2024.

Yearly Target Goals

2020	2021	2022	2023	2024
73%	75%	77%	79%	80%

Closing the Gaps Student Groups Yearly Targets

	African American	Hispanic	White	American Indian	Asian	Pacific Islander	Two or More	Special Ed	Eco. Disadv.	Special Ed (Former)	EL	Cont. Enrolled	Non-Cont. Enrolled
2020		74%	76%		91%			62%	77%		58%		
2021		76%	78%		92%			64%	79%		60%		
2022		78%	80%		93%			66%	81%		62%		
2023		80%	82%		94%			68%	83%		64%		
2024		81%	83%		95%			70%	85%		66%		

Early Childhood Math Progress Measure 2

The percent of K students that score on grade level or above in math will increase from 36% to 50% by June 2024.

Yearly Target Goals

2020	2021	2022	2023	2024
38%	41%	44%	47%	50%

Closing the Gaps Student Groups Yearly Targets

	African American	Hispanic	White	American Indian	Asian	Pacific Islander	Two or More Races	Special Ed	Eco. Disadv.	Special Ed (Former)	EL	Cont. Enrolled	Non-Cont. Enrolled
2020		39%	45%		31%			37%	35%		37%		
2021		42%	48%		34%			40%	38%		40%		
2022		45%	51%		37%			43%	41%		43%		
2023		48%	54%		40%			46%	44%		46%		
2024		51%	57%		43%			49%	47%		49%		

Early Childhood Math Progress Measure 3

The percent of 1st and 2nd grade students that score on grade level or above the Renaissance screener will increase from 62% to 75% by June 2024.

Yearly Target Goals

2020	2021	2022	2023	2024
65%	68%	70%	72%	75%

Closing the Gaps Student Groups Yearly Targets

	African American	Hispanic	White	American Indian	Asian	Pacific Islander	Two or More Races	Special Ed	Eco. Disadv.	Special Ed (Former)	EL	Cont. Enrolled	Non-Cont. Enrolled
2020		61%	66%		67%			56%	57%		57%		
2021		64%	69%		70%			59%	60%		60%		
2022		66%	71%		72%			61%	62%		62%		
2023		68%	73%		74%			63%	64%		64%		
2024		71%	76%		77%			66%	67%		67%		

Cactus Early Childhood Math Plan Campus Goal

The percent of 3rd grade students that score meets grade level or above on STAAR Math will increase from 43% to 55% by June 2024.

Yearly Target Goals

2020	2021	2022	2023	2024
46%	49%	51%	53%	55%

Closing the Gaps Student Groups Yearly Targets

	African American	Hispanic	White	American Indian	Asian	Pacific Islander	Two or More	Special Ed	Eco. Disadv.	Special Ed (Former)	EL	Cont. Enrolled	Non-Cont. Enrolled
2020		46%							45%		44%	43%	
2021		49%							48%		47%	47%	
2022		51%							50%		49%	49%	
2023		53%							52%		51%	51%	
2024		55%							55%		53%	53%	

Early Childhood Math Progress Measure 1

The percent of PreK students that score on "on track" on the CIRCLE PM Math diagnostic will increase from 65% to 78% by June 2024.

Yearly Target Goals

2020	2021	2022	2023	2024
68%	71%	74%	76%	78%

Closing the Gaps Student Groups Yearly Targets

	African American	Hispanic	White	American Indian	Asian	Pacific Islander	Two or More	Special Ed	Eco. Disadv.	Special Ed (Former)	EL	Cont. Enrolled	Non-Cont. Enrolled
2020		62%							68%		60%		
2021		65%							71%		63%		
2022		68%							74%		66%		
2023		70%							76%		68%		
2024		72%							78%		70%		

Early Childhood Math Progress Measure 2

The percent of K students that score on grade level or above in math will increase from 7% to 25% by June 2024.

Yearly Target Goals

2020	2021	2022	2023	2024
11%	15%	19%	23%	25%

Closing the Gaps Student Groups Yearly Targets

	African American	Hispanic	White	American Indian	Asian	Pacific Islander	Two or More	Special Ed	Eco. Disadv.	Special Ed (Former)	EL	Cont. Enrolled	Non-Cont. Enrolled
2020		11%							13%		10%		
2021		15%							17%		14%		
2022		19%							21%		18%		
2023		23%							25%		22%		
2024		25%							27%		24%		

Early Childhood Math Progress Measure 3

The percent of 1st and 2nd grade students that score on grade level or above the Renaissance screener will increase from 39% to 55% by June 2024.

Yearly Target Goals

2020	2021	2022	2023	2024
42%	45%	48%	51%	55%

Closing the Gaps Student Groups Yearly Targets

	African American	Hispanic	White	American Indian	Asian	Pacific Islander	Two or More	Special Ed	Eco. Disadv.	Special Ed (Former)	EL	Cont. Enrolled	Non-Cont. Enrolled
2020		41%							41%		43%		
2021		44%							44%		46%		
2022		47%							47%		49%		
2023		50%							50%		52%		
2024		54%							54%		56%		

EC Math Targeted Plan

PROFESSIONAL DEVELOPMENT ACTIVITIES:

- * All PreK through Fourth grade teachers will complete The Science of Reading Academies over the next three years.
- * PLC Meetings with Math Instructional Coach
- * ESC 16 trainings regarding best practices, instructional strategies and accountability available to all instructional staff

INITIATIVES:

- * Boost/Blast/Countdown pullout programs led by trained paraprofessionals
- * LoneStar Learning strategies utilized within Second and Third Grade classrooms
- * Technology utilized to enhance intervention and acceleration such as Education Galaxy and Headsprout
- * Lead4ward techniques, strategies and data disaggregation utilized throughout all grade levels

Morningside Early Childhood Math Plan Campus Goal

The percent of 3rd grade students that score meets grade level or above on STAAR Math will increase from 60% to 70% by June 2024.

Yearly Target Goals

2020	2021	2022	2023	2024
62%	64%	66%	68%	70%

Closing the Gaps Student Groups Yearly Targets

	African American	Hispanic	White	American Indian	Asian	Pacific Islander	Two or More	Special Ed	Eco. Disadv.	Special Ed (Former)	EL	Cont. Enrolled	Non-Cont. Enrolled
2020		65%	88%						59%		62%	71%	
2021		67%	88%						62%		64%	72%	
2022		69%	89%						65%		66%	73%	
2023		71%	89%						68%		68%	74%	
2024		72%	90%						70%		70%	75%	

Early Childhood Math Progress Measure 1

The percent of PreK students that score on "on track" on the CIRCLE PM Math diagnostic will increase from 72% to 85% by June 2024.

Yearly Target Goals

2020	2021	2022	2023	2024
75%	78%	81%	83%	85%

Closing the Gaps Student Groups Yearly Targets

	African American	Hispanic	White	American Indian	Asian	Pacific Islander	Two or More	Special Ed	Eco. Disadv.	Special Ed (Former)	EL	Cont. Enrolled	Non-Cont. Enrolled
2020		74%	77%						75%		77%		
2021		77%	80%						78%		80%		
2022		80%	83%						81%		83%		
2023		82%	85%						83%		85%		
2024		84%	87%						85%		87%		

Early Childhood Math Progress Measure 2

The percent of K students that score on grade level or above in math will increase from 38% to 53% by June 2024.

Yearly Target Goals

2020	2021	2022	2023	2024
41%	44%	47%	50%	53%

Closing the Gaps Student Groups Yearly Targets

	African American	Hispanic	White	American Indian	Asian	Pacific Islander	Two or More	Special Ed	Eco. Disadv.	Special Ed (Former)	EL	Cont. Enrolled	Non-Cont. Enrolled
2020		40%	46%						42%		71%		
2021		43%	49%						45%		74%		
2022		46%	52%						48%		77%		
2023		49%	55%						51%		80%		
2024		52%	58%						54%		83%		

Early Childhood Math Progress Measure 3

The percent of 1st and 2nd grade students that score on grade level or above the Renaissance screener will increase from 69% to 85% by June 2024.

Yearly Target Goals

2020	2021	2022	2023	2024
73%	75%	78%	82%	85%

Closing the Gaps Student Groups Yearly Targets

	African American	Hispanic	White	American Indian	Asian	Pacific Islander	Two or More	Special Ed	Eco. Disadv.	Special Ed (Former)	EL	Cont. Enrolled	Non-Cont. Enrolled
2020		72%	77%						68%		71%		
2021		74%	79%						70%		73%		
2022		77%	82%						73%		76%		
2023		81%	86%						77%		80%		
2024		84%	89%						80%		83%		

EC Math Targeted Plan

PROFESSIONAL DEVELOPMENT ACTIVITIES:

- * Weekly PLC Meetings
- * PLC Meetings with Math Instructional Coach
- * ESC 16 trainings regarding best practices, instructional strategies and accountability available to all instructional staff, such as Greg Tang

INITIATIVES:

- * Targeted instruction, enrichment and intervention with third grade
- * Lead4ward techniques, strategies and data disaggregation utilized throughout all grade levels
- * Interventions in place - Countdown, Blast, Boost, Headsprout, Education Galaxy, Reading Recovery, Literacy Groups, LLI Kits

Hillcrest Early Childhood Math Plan Campus Goal

The percent of 3rd grade students that score meets grade level or above on STAAR Math will increase from 54% to 65% by June 2024.

Yearly Target Goals

2020	2021	2022	2023	2024
56%	58%	60%	62%	65%

Closing the Gaps Student Groups Yearly Targets

	African American	Hispanic	White	American Indian	Asian	Pacific Islander	Two or More	Special Ed	Eco. Disadv.	Special Ed (Former)	EL	Cont. Enrolled	Non-Cont. Enrolled
2020		53%	64%						66%		58%	60%	
2021		56%	66%						67%		60%	62%	
2022		59%	68%						68%		62%	64%	
2023		62%	70%						69%		64%	66%	
2024		65%	72%						70%		66%	68%	

Early Childhood Math Progress Measure 2

The percent of K students that score on grade level or above in math will increase from 68% to 80% by June 2024.

Yearly Target Goals

2020	2021	2022	2023	2024
71%	74%	76%	78%	80%

Closing the Gaps Student Groups Yearly Targets

	African American	Hispanic	White	American Indian	Asian	Pacific Islander	Two or More	Special Ed	Eco. Disadv.	Special Ed (Former)	EL	Cont. Enrolled	Non-Cont. Enrolled
2020		80%	71%						70%		53%		
2021		83%	74%						73%		56%		
2022		85%	76%						75%		58%		
2023		87%	78%						77%		60%		
2024		89%	80%						79%		62%		

Early Childhood Math Progress Measure 3

The percent of 1st and 2nd grade students that score on grade level or above the Renaissance screener will increase from 69% to 85% by June 2024.

Yearly Target Goals

2020	2021	2022	2023	2024
73%	75%	78%	82%	85%

Closing the Gaps Student Groups Yearly Targets

	African American	Hispanic	White	American Indian	Asian	Pacific Islander	Two or More	Special Ed	Eco. Disadv.	Special Ed (Former)	EL	Cont. Enrolled	Non-Cont. Enrolled
2020		69%	76%						59%		66%		
2021		71%	78%						61%		68%		
2022		74%	81%						64%		71%		
2023		78%	85%						68%		75%		
2024		81%	88%						71%		78%		

EC Math Targeted Plan

PROFESSIONAL DEVELOPMENT ACTIVITIES:

- * All PreK through Fourth grade teachers will complete The Science of Reading Academies over the next three years.
- * PLC Planning/Discussion - Weekly Meetings (60 minutes)
- * ESC 16 trainings regarding best practices, instructional strategies and accountability available to all instructional staff
- * Vertical planning with Math teachers - 2 days per semester
- * Training in Guided Math

INITIATIVES:

- * RTI Groups - Math instruction for tutorials, daily 30 minutes
- * Hotshots - Math groups for enrichment, daily 30 minutes
- * Education Galaxy/Lift-off Computer Program - weekly in computer lab, 20 minutes
- * Study Island Computer Program - weekly in classrooms, 20 minutes
- * Guided Math strategies utilized within Math classrooms

Sunset Early Childhood Math Plan Campus Goal

The percent of 3rd grade students that score meets grade level or above on STAAR Math will increase from 21% to 35% by June 2024.

Yearly Target Goals

2020	2021	2022	2023	2024
24%	27%	30%	33%	35%

Closing the Gaps Student Groups Yearly Targets

	African American	Hispanic	White	American Indian	Asian	Pacific Islander	Two or More	Special Ed	Eco. Disadv.	Special Ed (Former)	EL	Cont. Enrolled	Non-Cont. Enrolled
2020		25%							27%		27%	27%	
2021		27%							29%		29%	29%	
2022		29%							31%		31%	31%	
2023		33%							33%		33%	33%	
2024		35%							35%		35%	35%	

Early Childhood Math Progress Measure 1

The percent of PreK students that score on "on track" on the CIRCLE PM Math diagnostic will increase from 71% to 84% by June 2024.

Yearly Target Goals

2020	2021	2022	2023	2024
74%	77%	80%	82%	84%

Closing the Gaps Student Groups Yearly Targets

	African American	Hispanic	White	American Indian	Asian	Pacific Islander	Two or More	Special Ed	Eco. Disadv.	Special Ed (Former)	EL	Cont. Enrolled	Non-Cont. Enrolled
2020		75%							77%		67%		
2021		78%							80%		70%		
2022		81%							83%		73%		
2023		83%							85%		75%		
2024		85%							87%		77%		

Early Childhood Math Progress Measure 2

The percent of K students that score on grade level or above in math will increase from 36% to 50% by June 2024.

Yearly Target Goals

2020	2021	2022	2023	2024
39%	42%	45%	48%	50%

Closing the Gaps Student Groups Yearly Targets

	African American	Hispanic	White	American Indian	Asian	Pacific Islander	Two or More	Special Ed	Eco. Disadv.	Special Ed (Former)	EL	Cont. Enrolled	Non-Cont. Enrolled
2020		40%							40%		52%		
2021		43%							43%		54%		

2022		46%							46%		56%		
2023		49%							49%		58%		
2024		51%							51%		60%		

Early Childhood Math Progress Measure 3

The percent of 1st and 2nd grade students that score on grade level or above the Renaissance screener will increase from 54% to 70% by June 2024.

Yearly Target Goals				
2020	2021	2022	2023	2024
57%	60%	63%	66%	70%

Closing the Gaps Student Groups Yearly Targets

	African American	Hispanic	White	American Indian	Asian	Pacific Islander	Two or More	Special Ed	Eco. Disadv.	Special Ed (Former)	EL	Cont. Enrolled	Non-Cont. Enrolled
2020		56%							53%		53%		
2021		59%							56%		56%		
2022		62%							59%		59%		
2023		65%							62%		62%		
2024		69%							66%		66%		

EC Math Targeted Plan

- PROFESSIONAL DEVELOPMENT ACTIVITIES:**
- * All PreK through Fourth grade teachers will complete The Science of Reading Academies over the next three years.
 - * Weekly PLC Planning/Discussion - student writing samples and communication logs will be part of discussions.
 - * Weekly Academic Teaming
 - * ESC 16 trainings regarding best practices, instructional strategies and accountability available to all instructional staff
 - * Lead4ward Workshop and Lead4ward App
 - * Greg Tang Math Strategies training
- INITIATIVES:**
- * RTI Groups for Tier II and Tier III interventions
 - * Raz Kids
 - * Education Galaxy/Lift-off Computer Program
 - * Morning and afternoon tutorial groups
 - * Flipgrid
 - * Countdown to the Math STAAR
 - * Fast Focus Countdown to Math STAAR
 - * All Kindergarten through fourth grade teachers will implement Power of Communication in the classrooms.
 - * Language Lab
 - * Special Education and classroom teachers will fill out weekly evaluation forms to track progress of Special Education students

Green Acres Early Childhood Math Plan Campus Goal

The percent of 3rd grade students that score meets grade level or above on STAAR Math will increase from 46% to 60% by June 2024.

Yearly Target Goals

2020	2021	2022	2023	2024
49%	52%	55%	58%	60%

Closing the Gaps Student Groups Yearly Targets

	African American	Hispanic	White	American Indian	Asian	Pacific Islander	Two or More Races	Special Ed	Eco. Disadv.	Special Ed (Former)	EL	Cont. Enrolled	Non-Cont. Enrolled
2020		52%							46%		56%	52%	
2021		54%							48%		57%	54%	
2022		56%							50%		58%	56%	
2023		58%							52%		59%	58%	
2024		60%							55%		60%	60%	

Early Childhood Math Progress Measure 1

The percent of PreK students that score on "on track" on the CIRCLE PM Math diagnostic will increase from 91% to 95% by June 2024.

Yearly Target Goals

2020	2021	2022	2023	2024
92%	93%	94%	95%	95%

Closing the Gaps Student Groups Yearly Targets

	African American	Hispanic	White	American Indian	Asian	Pacific Islander	Two or More	Special Ed	Eco. Disadv.	Special Ed (Former)	EL	Cont. Enrolled	Non-Cont. Enrolled
2020		89%							95%		84%		
2021		90%							95%		86%		
2022		91%							95%		88%		
2023		92%							95%		90%		
2024		95%							95%		92%		

Early Childhood Math Progress Measure 2

The percent of K students that score on grade level or above in math will increase from 42% to 57% by June 2024.

Yearly Target Goals

2020	2021	2022	2023	2024
45%	48%	51%	54%	57%

Closing the Gaps Student Groups Yearly Targets

	African American	Hispanic	White	American Indian	Asian	Pacific Islander	Two or More	Special Ed	Eco. Disadv.	Special Ed (Former)	EL	Cont. Enrolled	Non-Cont. Enrolled
2020		47%							40%		46%		
2021		50%							43%		49%		
2022		53%							46%		52%		
2023		56%							49%		55%		
2024		59%							52%		58%		

Early Childhood Math Progress Measure 3

The percent of 1st and 2nd grade students that score on grade level or above the Renaissance screener will increase from 74% to 88% by June 2024.

Yearly Target Goals

2020	2021	2022	2023	2024
77%	80%	83%	85%	88%

Closing the Gaps Student Groups Yearly Targets

	African American	Hispanic	White	American Indian	Asian	Pacific Islander	Two or More	Special Ed	Eco. Disadv.	Special Ed (Former)	EL	Cont. Enrolled	Non-Cont. Enrolled
2020		73%							73%		82%		
2021		76%							76%		84%		
2022		79%							79%		86%		
2023		81%							81%		88%		
2024		84%							84%		90%		

EC Math Targeted Plan

PROFESSIONAL DEVELOPMENT ACTIVITIES:

- * All PreK through Fourth grade teachers will complete The Science of Reading Academies over the next three years.
- * PLC Meetings with Math Instructional Coach
- * ESC 16 trainings regarding best practices, instructional strategies and accountability available to all instructional staff
- * Math Instructional Coach models instruction in Kindergarten through Fourth grade classrooms
- * Vertical Math Meetings
- * Greg Tang Math Strategies

INITIATIVES:

- * Kindergarten and First Grade Reading Initiative (District-wide program)
- * Grow Achievers Academies
- * Education Galaxy Lift Off intervention group
- * Guided Math strategies utilized in math classrooms

CCMR Board Outcome Goal

The percentage of graduates that meet the criteria for CCMR in Domain I will increase from 50% to 60% by August 2024.

Yearly Target Goals

2020	2021	2022	2023	2024
52%	54%	56%	58%	60%

Closing the Gaps Student Groups Yearly Targets

	African American	Hispanic	White	American Indian	Asian	Pacific Islander	Two or More Races	Special Ed	Eco. Disadv.	Special Ed (Former)	EL	Cont. Enrolled	Non-Cont. Enrolled
2020		46%	57%					62%	47%		24%	58%	24%
2021		49%	59%					64%	50%		28%	60%	28%
2022		52%	61%					66%	53%		32%	62%	32%
2023		55%	63%					68%	56%		36%	65%	36%
2024		58%	65%					70%	59%		40%	67%	40%

CCMR Progress Measure 1

The percent of CCMR students that meet the threshold for CCMR Domain I for college ready will increase from 29% to 50% by August 2024.

Yearly Target Goals

2020	2021	2022	2023	2024
34%	38%	42%	45%	50%

Closing the Gaps Student Groups Yearly Targets

	African American	Hispanic	White	American Indian	Asian	Pacific Islander	Two or More	Special Ed	Eco. Disadv.	Special Ed (Former)	EL	Cont. Enrolled	Non-Cont. Enrolled
2020		29%	40%		40%			2%	30%		2%		
2021		33%	43%		43%			4%	34%		4%		
2022		37%	46%		46%			6%	38%		6%		
2023		41%	49%		49%			8%	42%		8%		
2024		45%	51%		51%			10%	46%		10%		

CCMR Progress Measure 2

The percent of CCMR students that meet the threshold for CCMR Domain I for career or military ready will increase from 31% to 50% by August 2024.

Yearly Target Goals

2020	2021	2022	2023	2024
34%	38%	42%	46%	50%

Closing the Gaps Student Groups Yearly Targets

	African American	Hispanic	White	American Indian	Asian	Pacific Islander	Two or More Races	Special Ed	Eco. Disadv.	Special Ed (Former)	EL	Cont. Enrolled	Non-Cont. Enrolled
2020		34%	34%		23%			71%	36%		29%		
2021		38%	38%		26%			72%	40%		31%		
2022		42%	42%		29%			73%	44%		33%		
2023		46%	46%		32%			74%	48%		35%		
2024		50%	50%		35%			75%	52%		27%		

DHS CCMR Plan Campus Goal

The percentage of graduates that meet the criteria for CCMR in Domain I will increase from 67% to 75% by August 2024.

Yearly Target Goals

2020	2021	2022	2023	2024
68%	69%	71%	73%	75%

Closing the Gaps Student Groups Yearly Targets

	African American	Hispanic	White	American Indian	Asian	Pacific Islander	Two or More Races	Special Ed	Eco. Disadv.	Special Ed (Former)	EL	Cont. Enrolled	Non-Cont. Enrolled
2020		67%	73%					65%	67%		48%	69%	66%
2021		69%	75%					67%	69%		50%	71%	68%
2022		71%	77%					69%	71%		52%	73%	70%
2023		73%	79%					71%	73%		54%	75%	72%
2024		75%	81%					73%	75%		56%	77%	74%

CCMR Progress Measure 1

The percent of CCMR students that meet the threshold for CCMR Domain I for college ready will increase from 42% to 55% by August 2024.

Yearly Target Goals

2020	2021	2022	2023	2024
45%	48%	51%	53%	55%

Closing the Gaps Student Groups Yearly Targets

	African American	Hispanic	White	American Indian	Asian	Pacific Islander	Two or More Races	Special Ed	Eco. Disadv.	Special Ed (Former)	EL	Cont. Enrolled	Non-Cont. Enrolled
2020		40%	55%					2%	41%		2%		
2021		43%	57%					4%	44%		4%		
2022		46%	59%					6%	47%		6%		
2023		49%	61%					8%	50%		8%		
2024		52%	63%					10%	53%		10%		

CCMR Progress Measure 2

The percent of CCMR students that meet the threshold for CCMR Domain I for career or military ready will increase from 40% to 55% by August 2024.

Yearly Target Goals

2020	2021	2022	2023	2024
43%	46%	49%	52%	55%

Closing the Gaps Student Groups Yearly Targets

	African American	Hispanic	White	American Indian	Asian	Pacific Islander	Two or More Races	Special Ed	Eco. Disadv.	Special Ed (Former)	EL	Cont. Enrolled	Non-Cont. Enrolled
2020		45%	38%					74%	45%		52%		
2021		48%	41%					75%	48%		54%		
2022		51%	44%					76%	51%		56%		
2023		54%	47%					77%	54%		58%		
2024		57%	50%					78%	57%		60%		

CCMR Targeted Plan

- QUEST Coordinator - Vanessa Bednorz
- College Fair - Vanessa Bednorz and Savanah Cartrite
- Career Fair - Jill Williams
- ASVAB - test all juniors
- Industry Recognized Certifications - welding, CNA, cosmetology, Microsoft office / excel, computer maintenance
- Career Prep - Jill Williams
- College Recruiter Visits - Vanessa Bednorz
- Military Recruiter Visits - Savanah Cartite
- Junior Day Amarillo College
- Seniors attend Badger Bootcamp
- Seniors have College Days to visit post secondary institutions
- Seniors tour East and West Campuses at Amarillo College (technical)
- Articulated Credit with Lincoln Tech and Tulsa Welding
- DEF Scholarship Brunch
- Google Sites training for teachers to teach their students how to set up websites that could be used in future college/careers

NPOC CCMR Plan Campus Goal

The percentage of graduates that meet the criteria for CCMR in Domain I will increase from 16% to 30% by August 2024.

Yearly Target Goals

2020	2021	2022	2023	2024
19%	22%	25%	28%	30%

Closing the Gaps Student Groups Yearly Targets

	African American	Hispanic	White	American Indian	Asian	Pacific Islander	Two or More Races	Special Ed	Eco. Disadv.	Special Ed (Former)	EL	Cont. Enrolled	Non-Cont. Enrolled
2020		17%	23%					68%	15%		10%		
2021		20%	26%					69%	18%		12%		
2022		23%	29%					70%	21%		14%		
2023		26%	31%					71%	24%		16%		
2024		30%	34%					72%	27%		18%		

CCMR Progress Measure 1

The percent of CCMR students that meet the threshold for CCMR Domain I for college ready will increase from 3% to 15% by August 2024.

Yearly Target Goals

2020	2021	2022	2023	2024
5%	7%	9%	12%	15%

Closing the Gaps Student Groups Yearly Targets

	African American	Hispanic	White	American Indian	Asian	Pacific Islander	Two or More Races	Special Ed	Eco. Disadv.	Special Ed (Former)	EL	Cont. Enrolled	Non-Cont. Enrolled
2020		6%	2%					2%	2%		2%		
2021		8%	4%					4%	4%		4%		
2022		10%	6%					6%	6%		6%		
2023		13%	8%					8%	8%		8%		
2024		16%	10%					10%	10%		10%		

CCMR Progress Measure 2

The percent of CCMR students that meet the threshold for CCMR Domain I for career or military ready will increase from 13% to 30% by August 2024.

Yearly Target Goals

2020	2021	2022	2023	2024
17%	20%	23%	26%	30%

Closing the Gaps Student Groups Yearly Targets

	African American	Hispanic	White	American Indian	Asian	Pacific Islander	Two or More Races	Special Ed	Eco. Disadv.	Special Ed (Former)	EL	Cont. Enrolled	Non-Cont. Enrolled
2020		13%	22%					69%	15%		10%		
2021		16%	24%					70%	18%		13%		
2022		19%	26%					71%	21%		16%		
2023		22%	28%					72%	24%		19%		
2024		25%	30%					73%	27%		22%		

CCMR Targeted Plan

- All students enrolled in Algebra II and English IV are given the TSI exams
- Beginning in 2019-2020 school, OSHA certification available to students
- All students given opportunity to complete ASVAB exam in fall and spring
- All branches of the military invited to come speak to students during Thursday assemblies

School Board Monitoring Calendar

Month	Goal / Progress Measure	Evaluations / Other Business	Trainings
August		Adoption of Tax Rate	
September	Early Childhood and CCMR Board Plans (Progress to 5 Year Goals) - Presentation	Annual Progress Measure Evaluation (EC Reading and Math, CCMR)	
October	District Improvement Plan Presentation	Review District Improvement Plan and approve Goals and Performance Objectives	TASA/TASB School Board Conference
November	Campus Improvement Plan Presentations	Review and approve Campus Improvement Plans Goals and Performance Objectives	
December		Superintendent Evaluation	
January		Superintendent Contract Consideration	
February		Campus Leadership Contract Considerations	TASB Winter Governance Conference
March	Progress Measure Semi Annual Reports Step 1 - Budget Development Process (New Year)	Semi Annual Progress Measure Reports (EC Reading & Math, CCMR)	LOCAL Training - Strategic Planning Retreat (Date May Vary)
April	Step 2 - Budget Development Process (New Year) Board Training Hours Reporting Requirement	Teacher Contract Considerations Public Report Board Member Training Hours	
May	Step 3 - Budget Development Process (New Year)		TASB WTAMU School Board Conference
June	Step 4 - Board Budget Workshop (New Year)	Budget Adoption & Tax Rate Notice	
July			

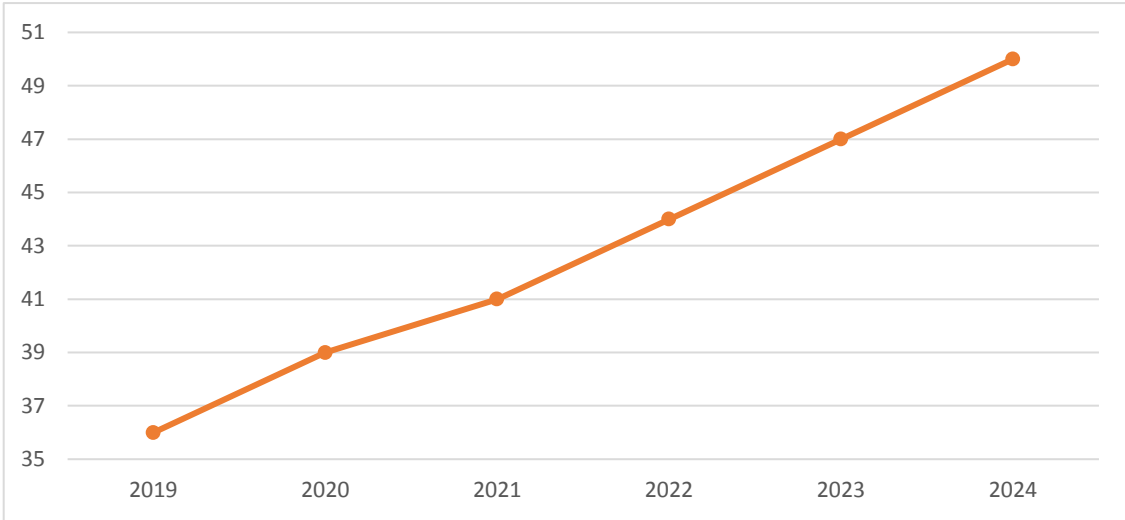
Board Outcome Goal Progress Monitoring Report

The percent of 3rd grade students that score meets grade level or above on STAAR Reading will increase from 34% to 50% by June 2024.

Overall Evaluation
On Track

Progress Measure

The percent of PreK students that score on "on track" on the CIRCLE PM literacy diagnostic will increase from 36% to 50% by June 2024.

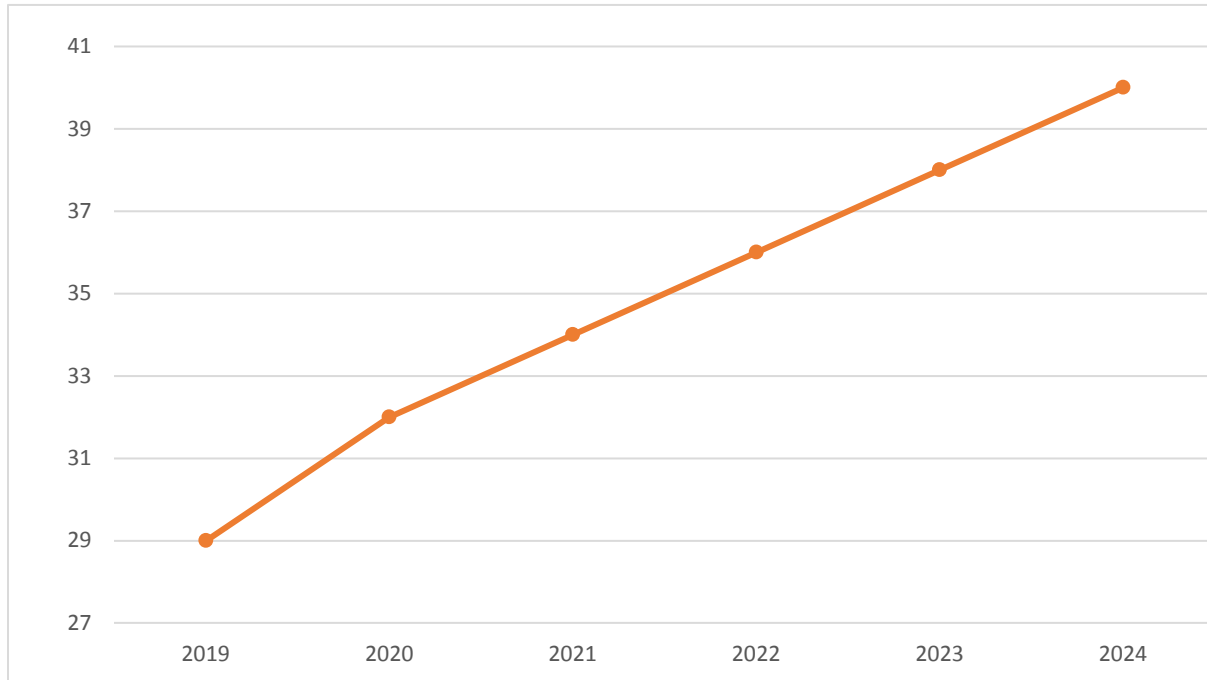


Closing the Gaps Student Groups

	African American	Hispanic	White	American Indian	Asian	Pacific Islander	Two or More Races	Special Ed	Eco. Disadv.	Special Ed (Former)	EL	Cont. Enrolled	Non-Cont. Enrolled
Current		34%	42%		20%			27%	37%		12%		
2020 Goal		37%	45%		23%			30%	40%		15%		

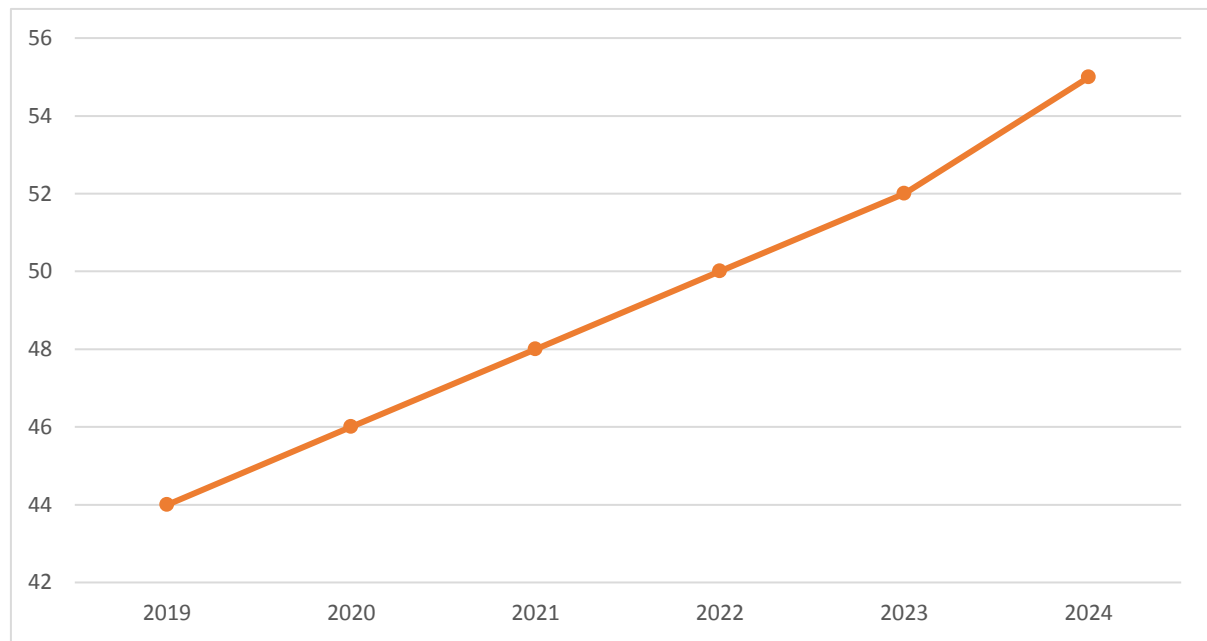
Campus Updates

Cactus Elementary



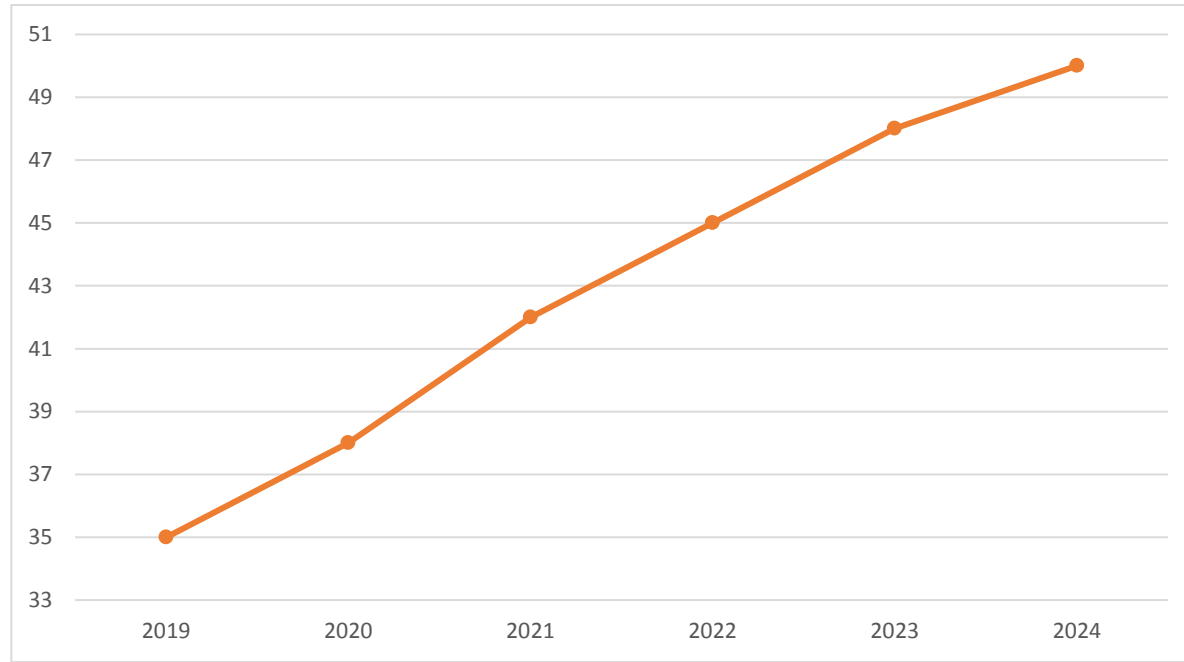
Campus Evaluation

Morningside Elementary



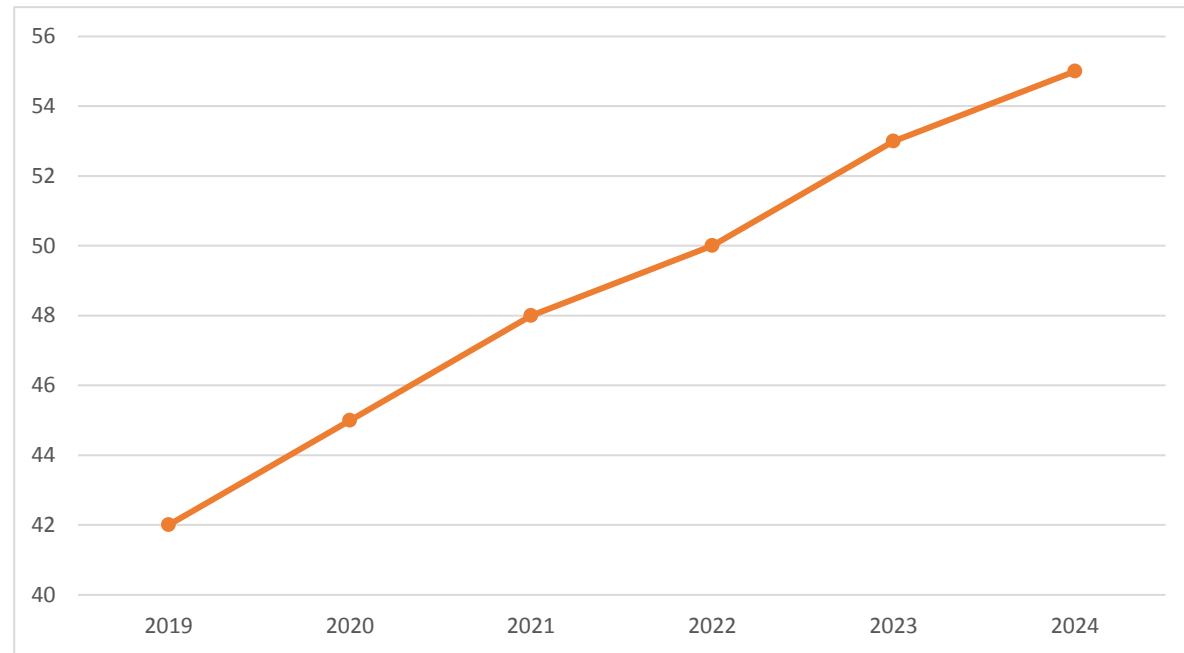
Campus Evaluation

Sunset Elementary



Campus Evaluation

Green Acres Elementary



Campus Evaluation

Supporting Materials

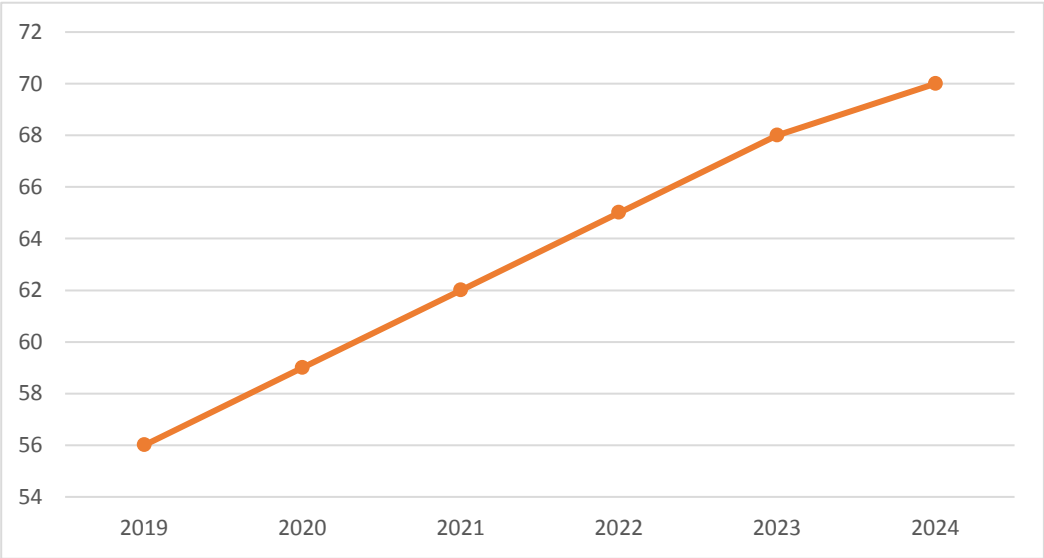
Board Outcome Goal Progress Monitoring Report

The percent of 3rd grade students that score meets grade level or above on STAAR Reading will increase from 34% to 50% by June 2024.

Overall Evaluation
On Track

Progress Measure

The percent of Kindergarten through 2nd grade students that score "developed" on TPRI diagnostic will increase from 56% to 70% by June 2024.

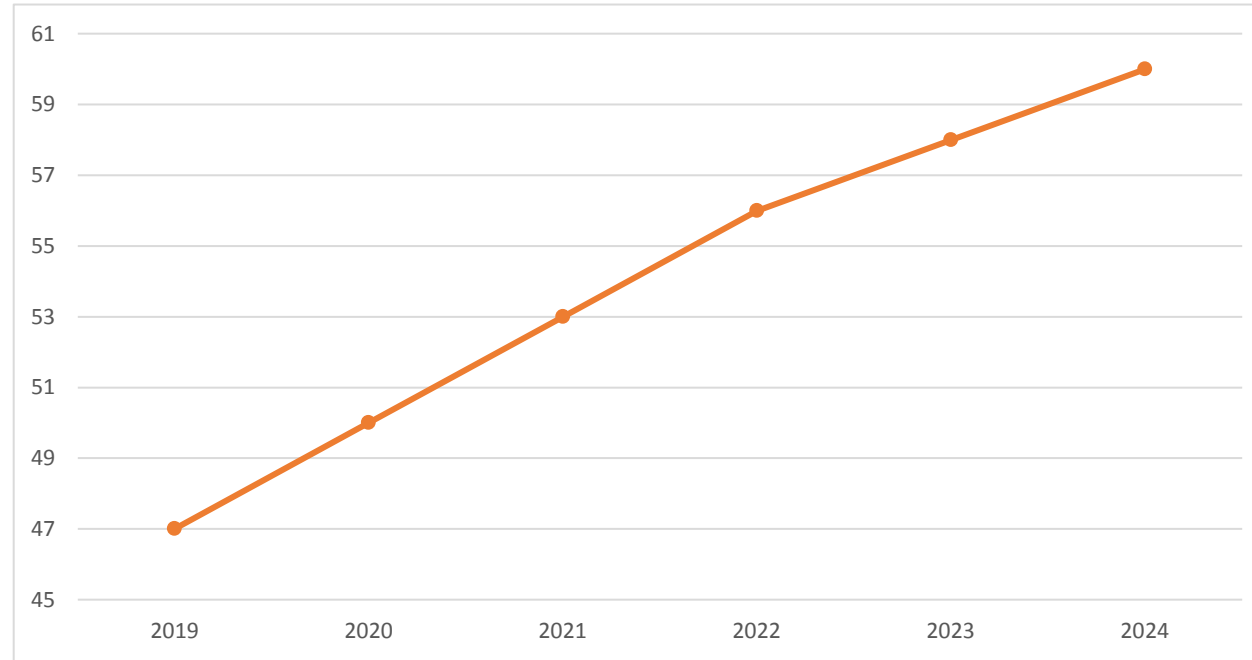


Closing the Gaps Student Groups

	African American	Hispanic	White	American Indian	Asian	Pacific Islander	Two or More Races	Special Ed	Eco. Disadv.	Special Ed (Former)	EL	Cont. Enrolled	Non-Cont. Enrolled
Current		54%	60%		65%			32%	51%		47%		
2020 Goal		57%	63%		64%			35%	54%		50%		

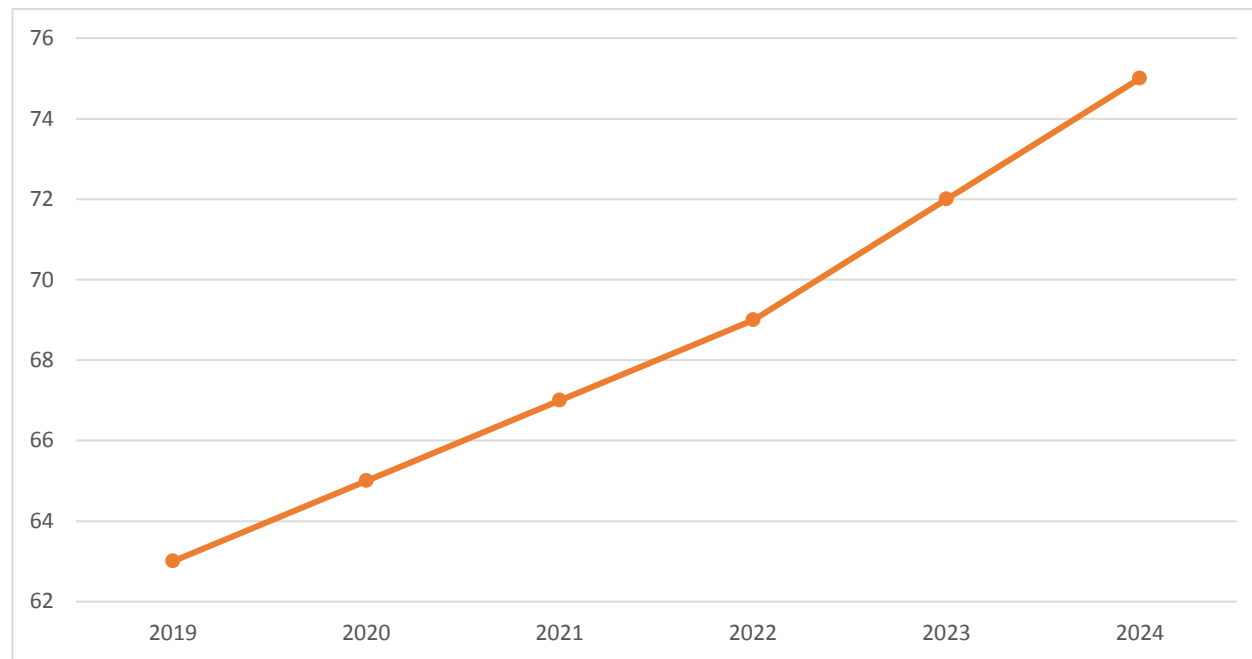
Campus Updates

Cactus Elementary



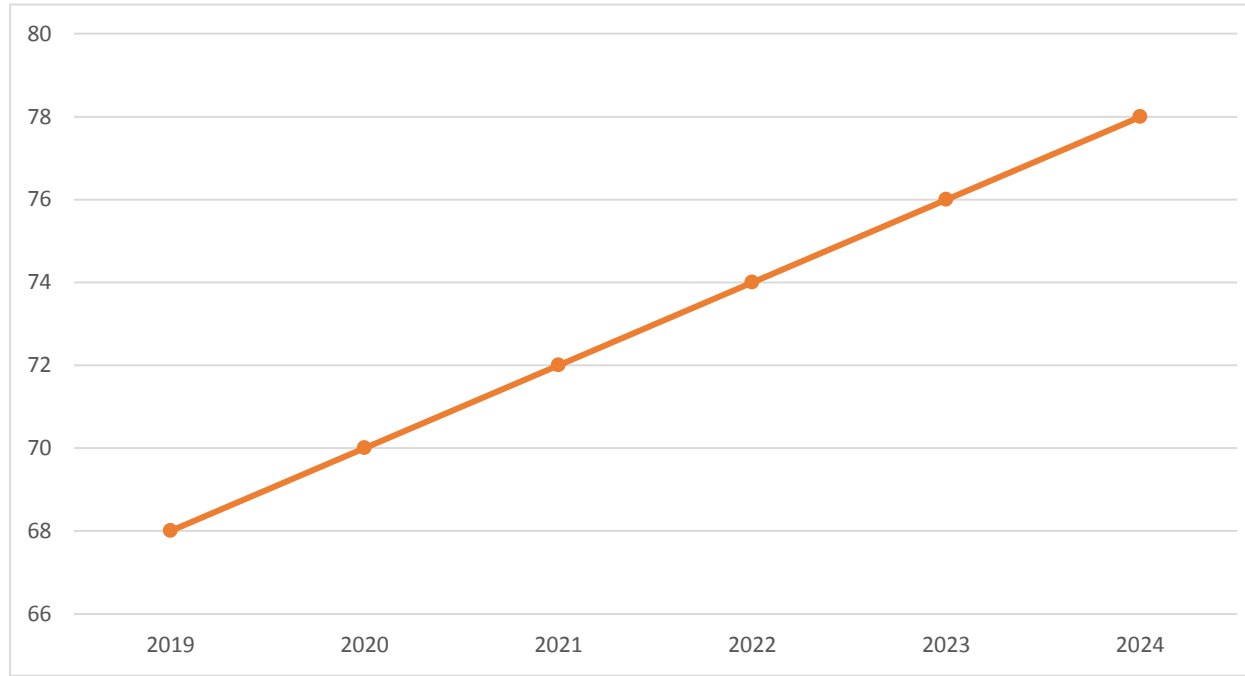
Campus Evaluation

Morningside Elementary



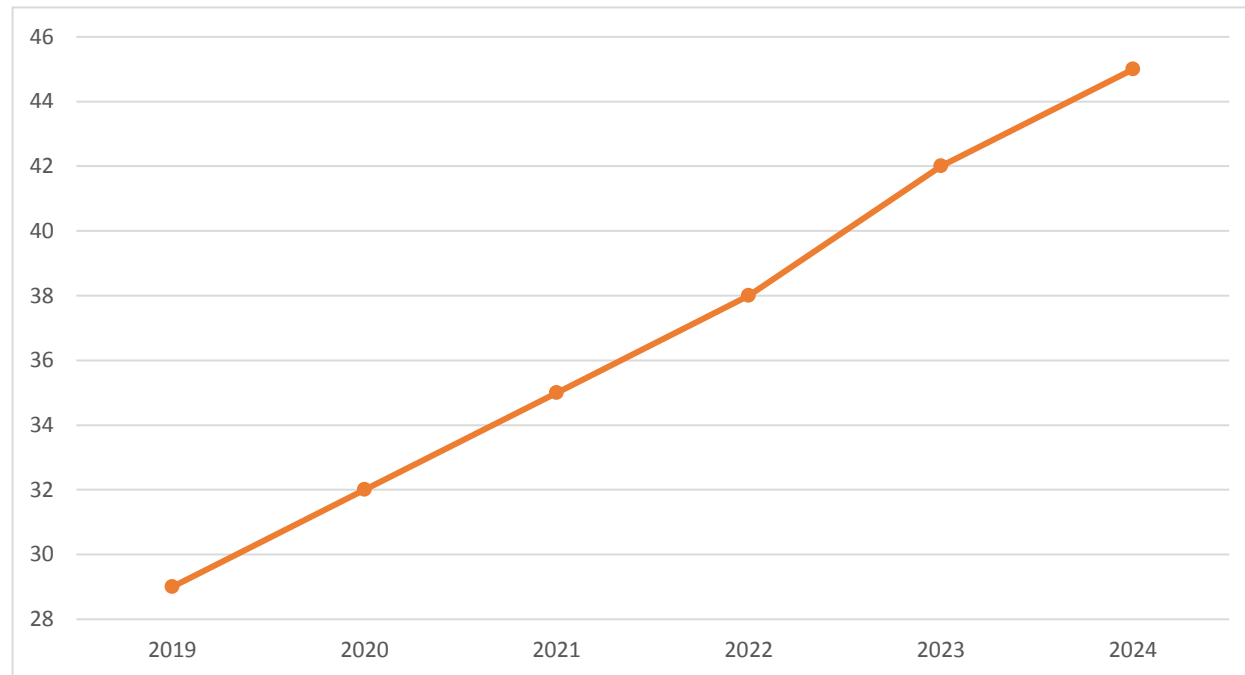
Campus Evaluation

Hillcrest Elementary



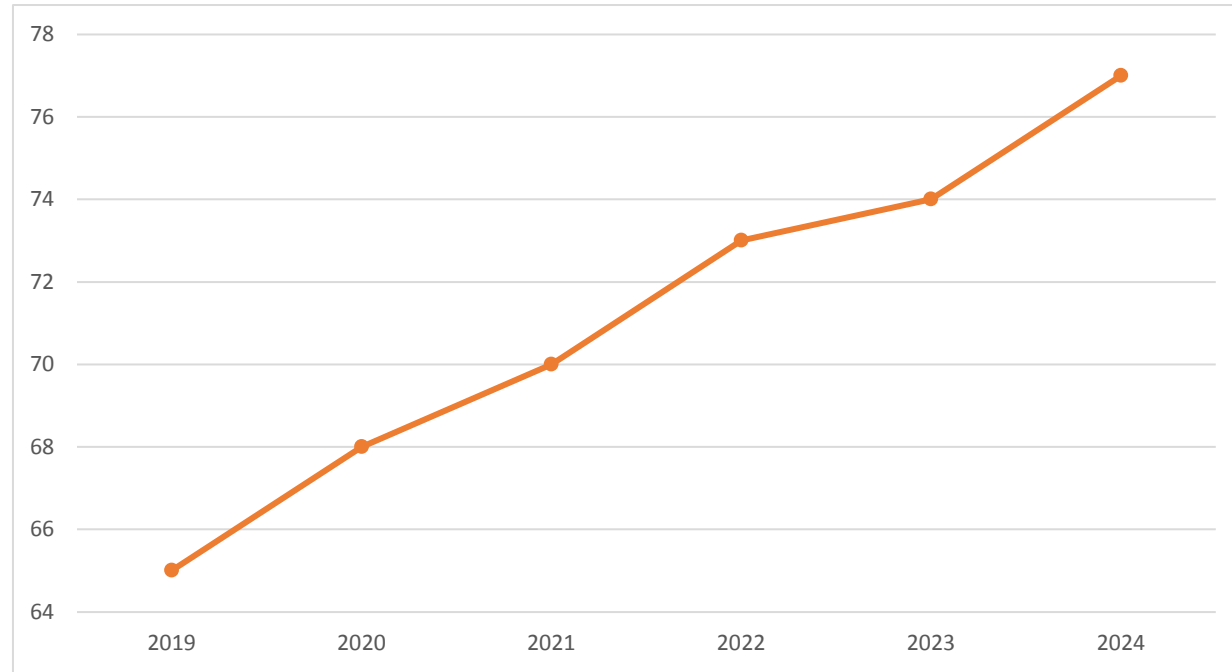
Campus Evaluation

Sunset Elementary



Campus Evaluation

Green Acres Elementary



Campus Evaluation

Supporting Materials

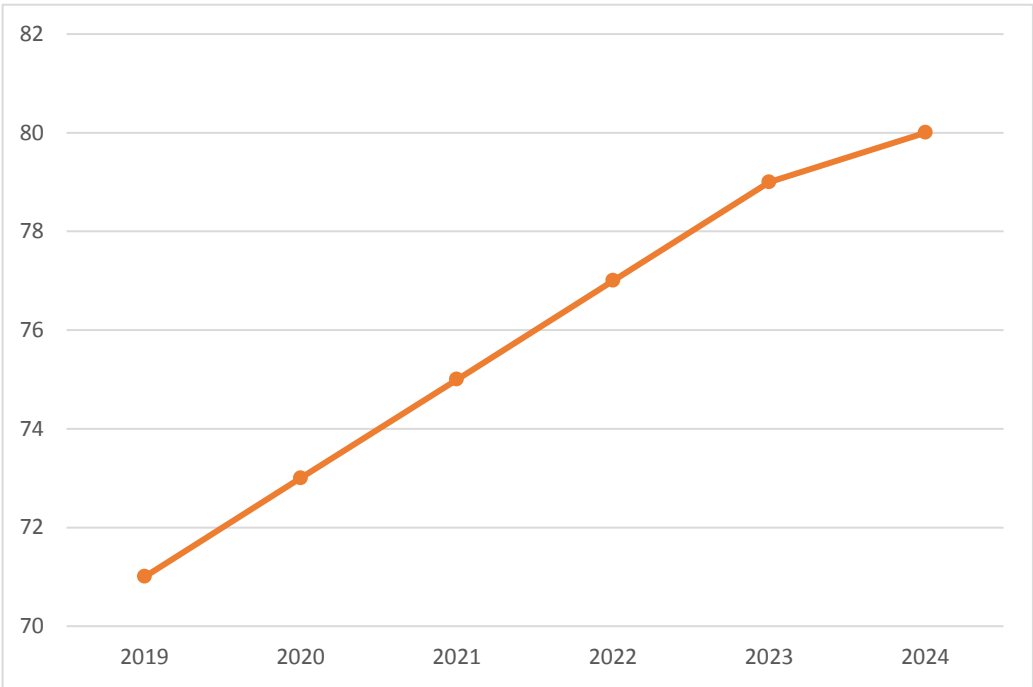
Board Outcome Goal Progress Monitoring Report

The percent of 3rd grade students that score meets grade level or above on STAAR Math will increase from 43% to 55% by June 2024.

Overall Evaluation
On Track

Progress Measure

The percent of PreK students that score on "on track" on the CIRCLE PM Math diagnostic will increase from 71% to 80% by June 2024.

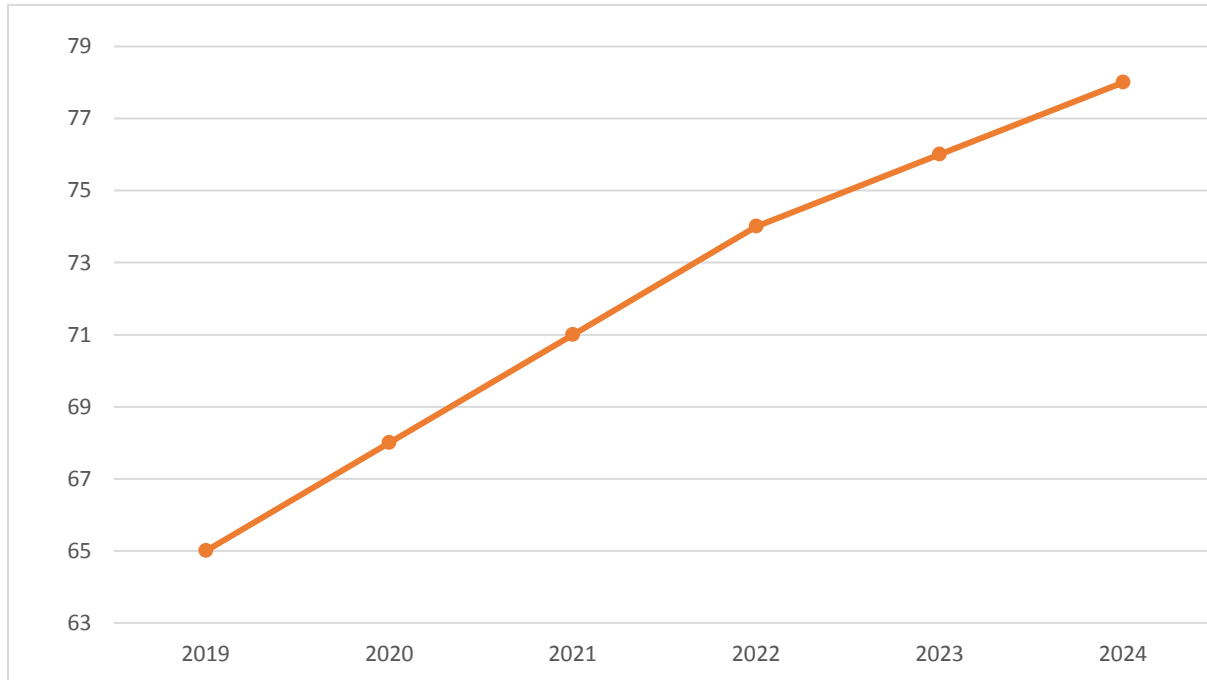


Closing the Gaps Student Groups

	African American	Hispanic	White	American Indian	Asian	Pacific Islander	Two or More Races	Special Ed	Eco. Disadv.	Special Ed (Former)	EL	Cont. Enrolled	Non-Cont. Enrolled
Current		72%	74%		90%			60%	75%		56%		
2020 Goal		74%	76%		91%			62%	77%		58%		

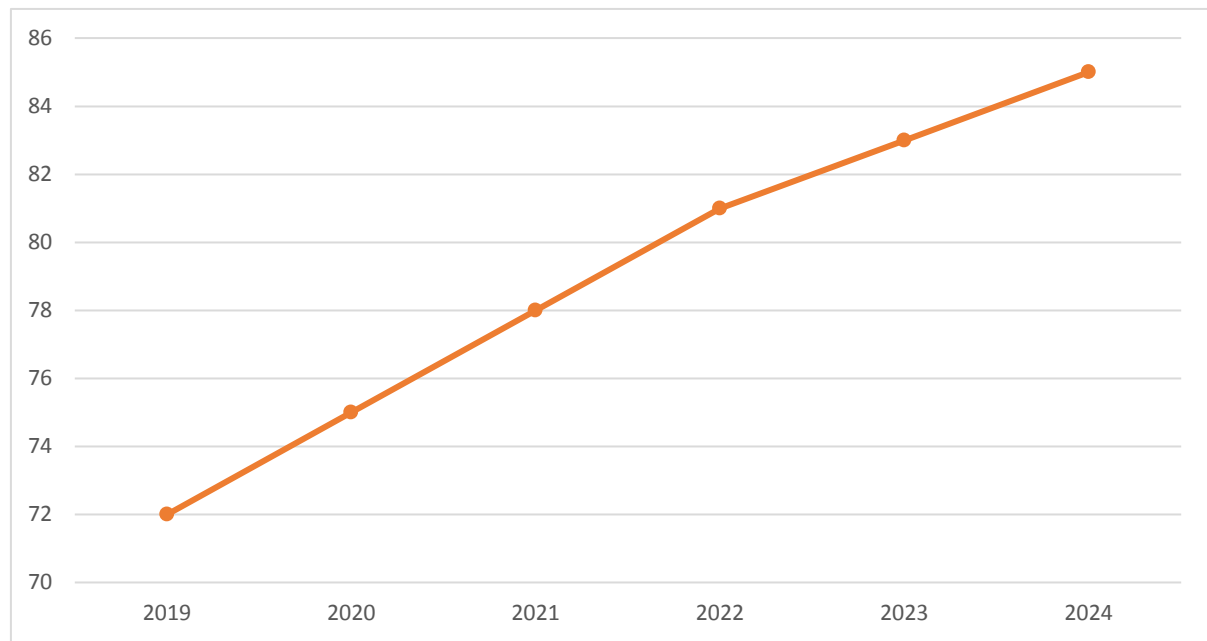
Campus Updates

Cactus Elementary



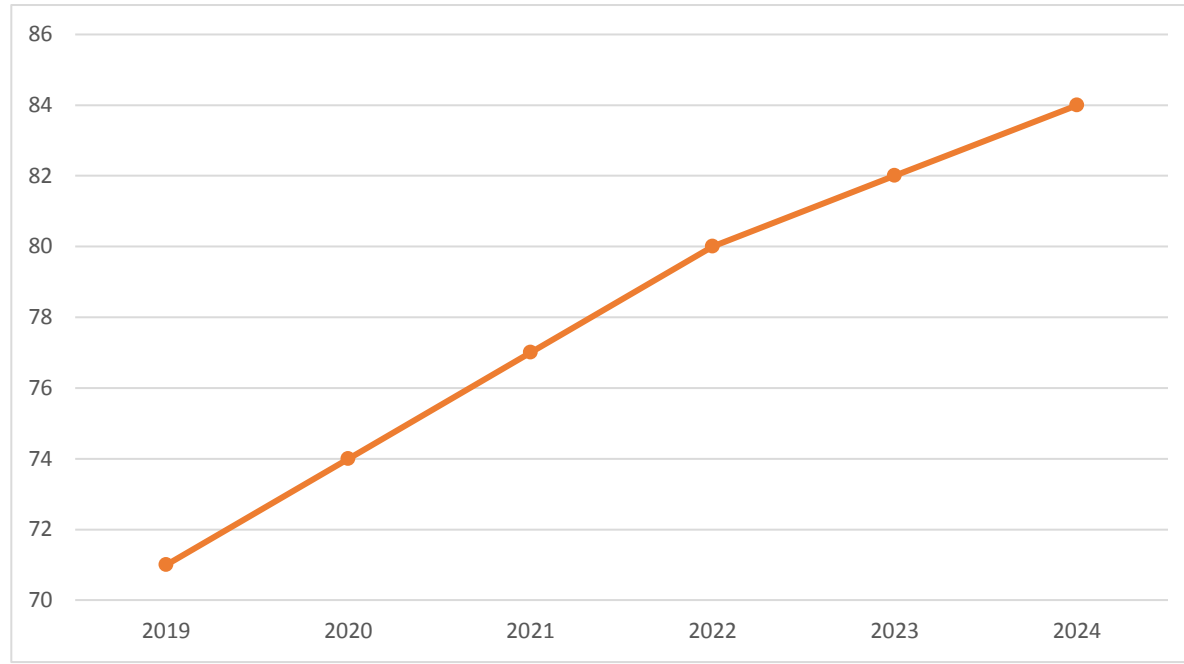
Campus Evaluation

Morningside Elementary



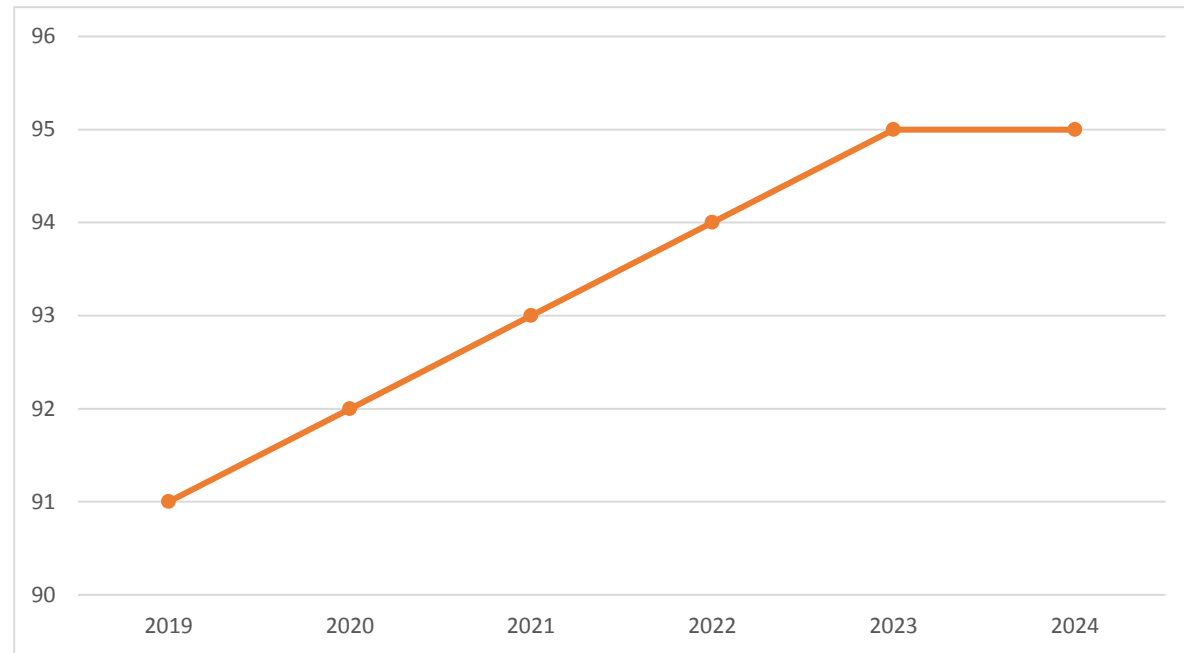
Campus Evaluation

Sunset Elementary



Campus Evaluation

Green Acres Elementary



Campus Evaluation

Supporting Materials

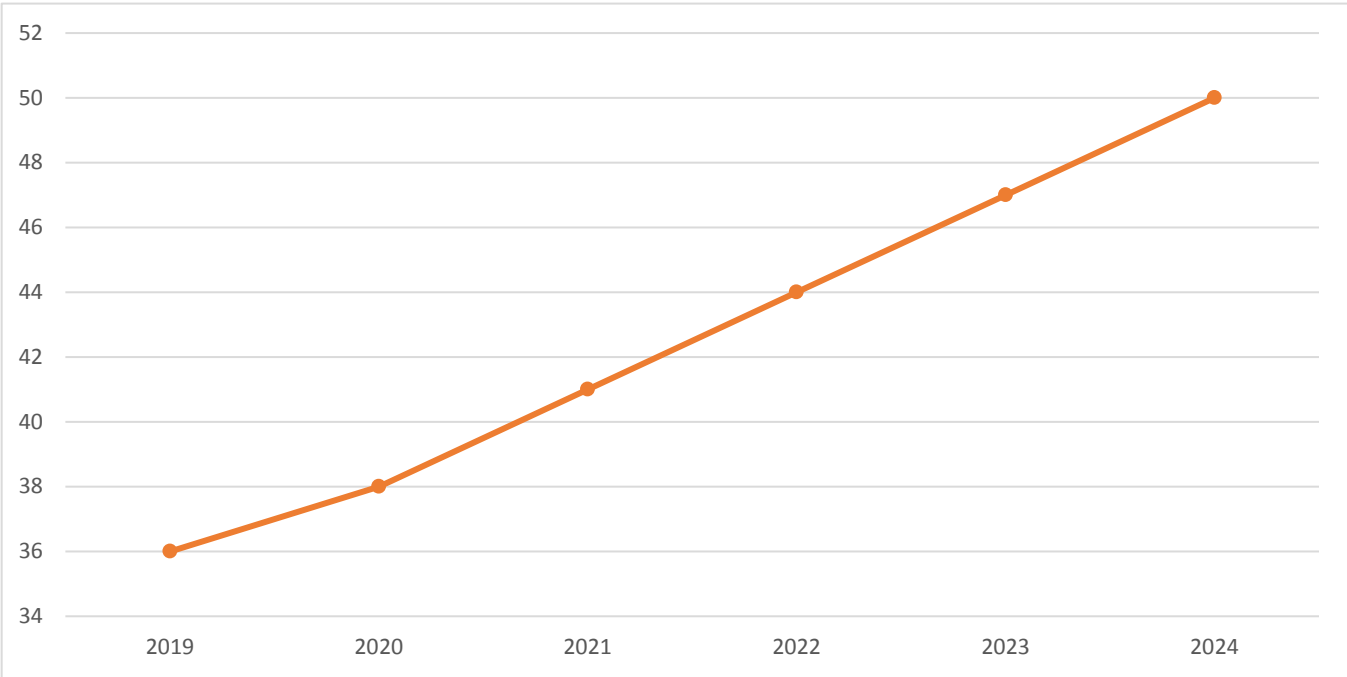
Board Outcome Goal Progress Monitoring Report

The percent of 3rd grade students that score meets grade level or above on STAAR Math will increase from 43% to 55% by June 2024.

Overall Evaluation
On Track

Progress Measure

The percent of K students that score on grade level or above in math will increase from 36% to 50% by June 2024.

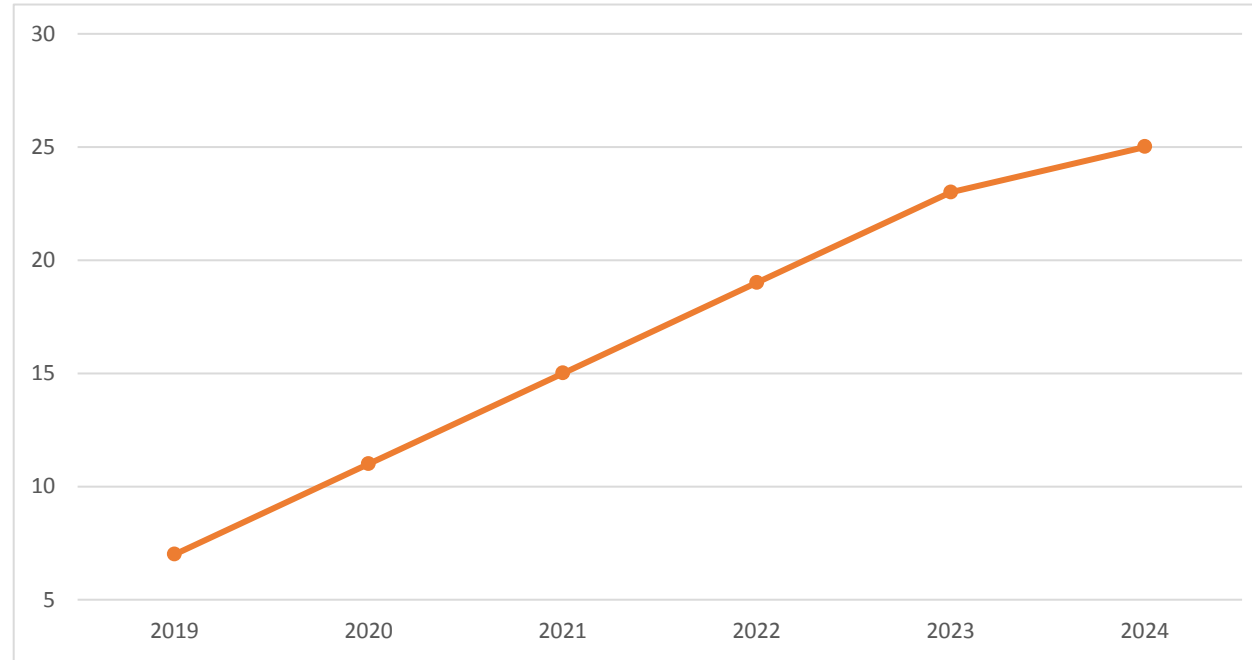


Closing the Gaps Student Groups

	African American	Hispanic	White	American Indian	Asian	Pacific Islander	Two or More Races	Special Ed	Eco. Disadv.	Special Ed (Former)	EL	Cont. Enrolled	Non-Cont. Enrolled
Current		37%	43%		27%			35%	33%		35%		
2020 Goal		39%	45%		31%			37%	35%		37%		

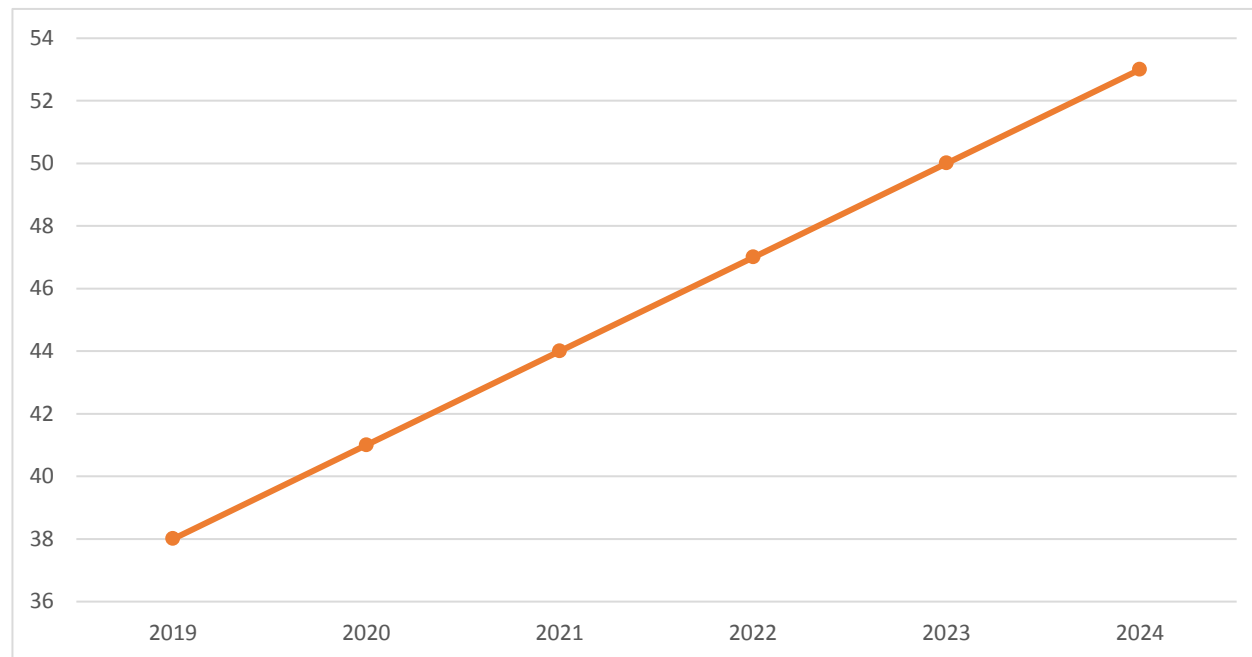
Campus Updates

Cactus Elementary



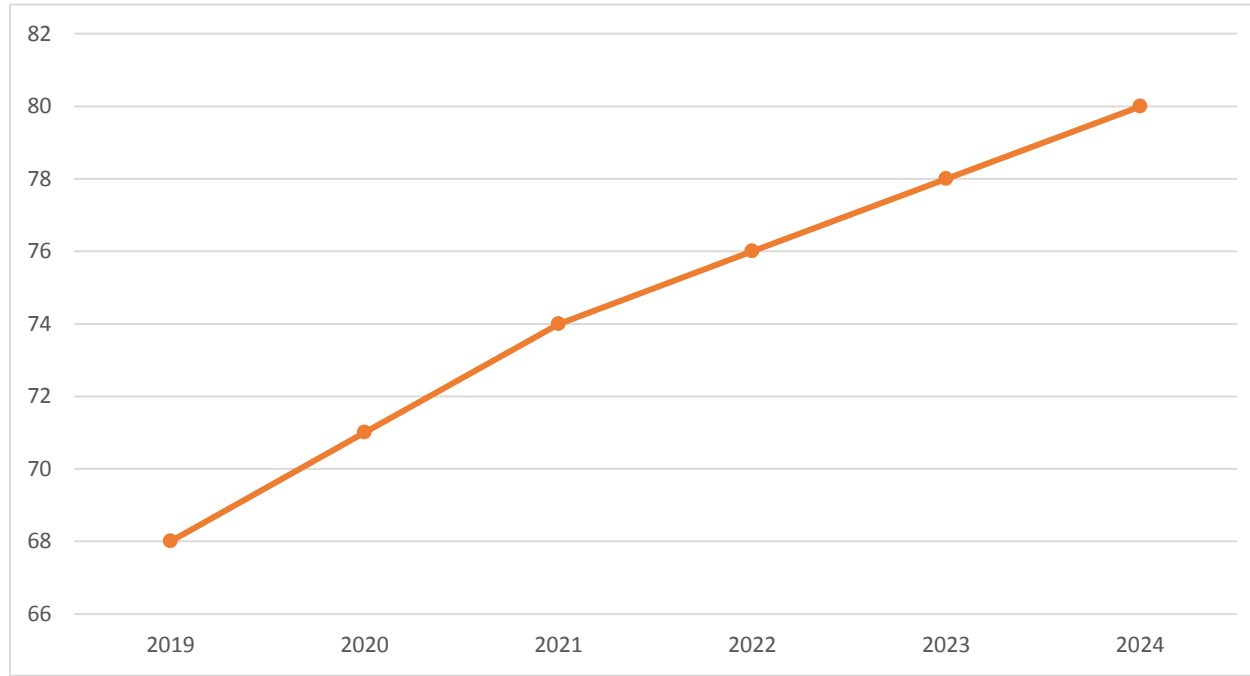
Campus Evaluation

Morningside Elementary



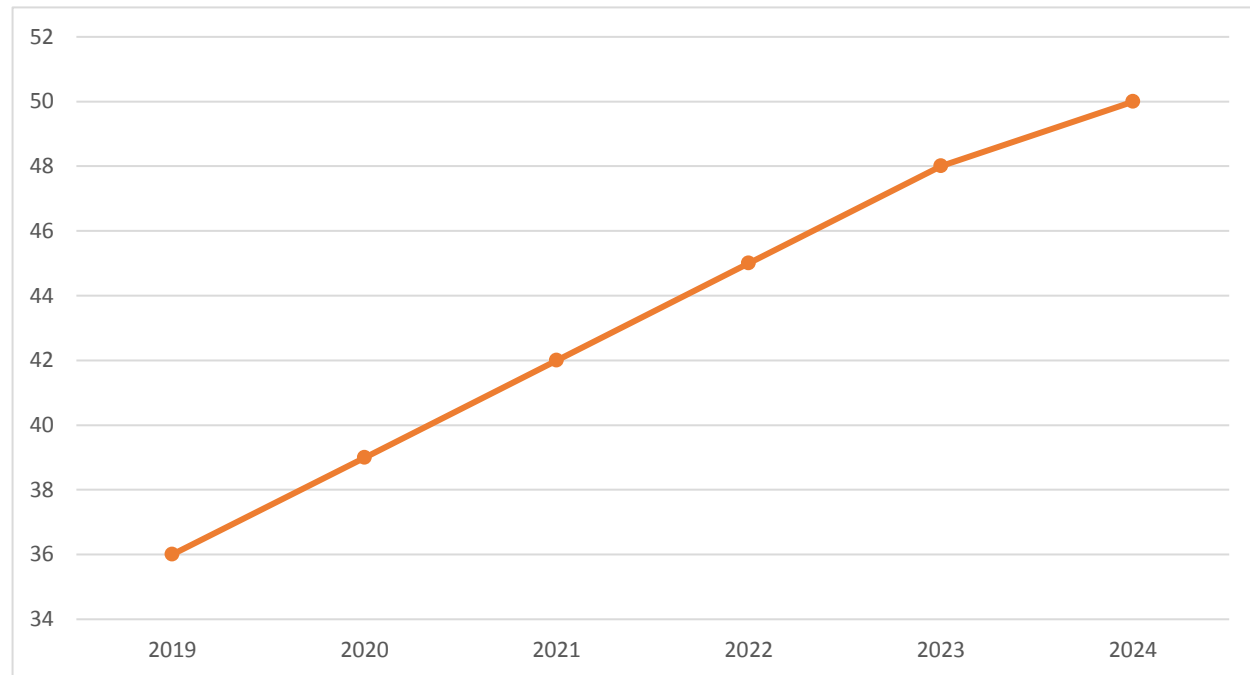
Campus Evaluation

Hillcrest Elementary



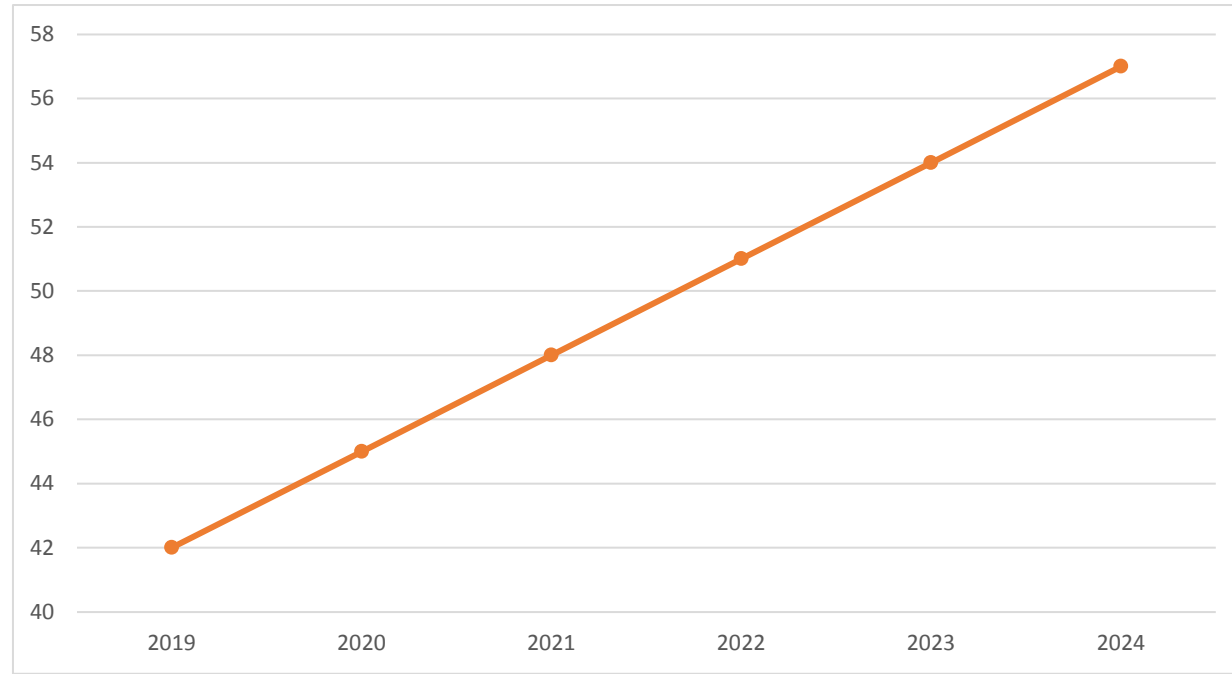
Campus Evaluation

Sunset Elementary



Campus Evaluation

Green Acres Elementary



Campus Evaluation

Supporting Materials

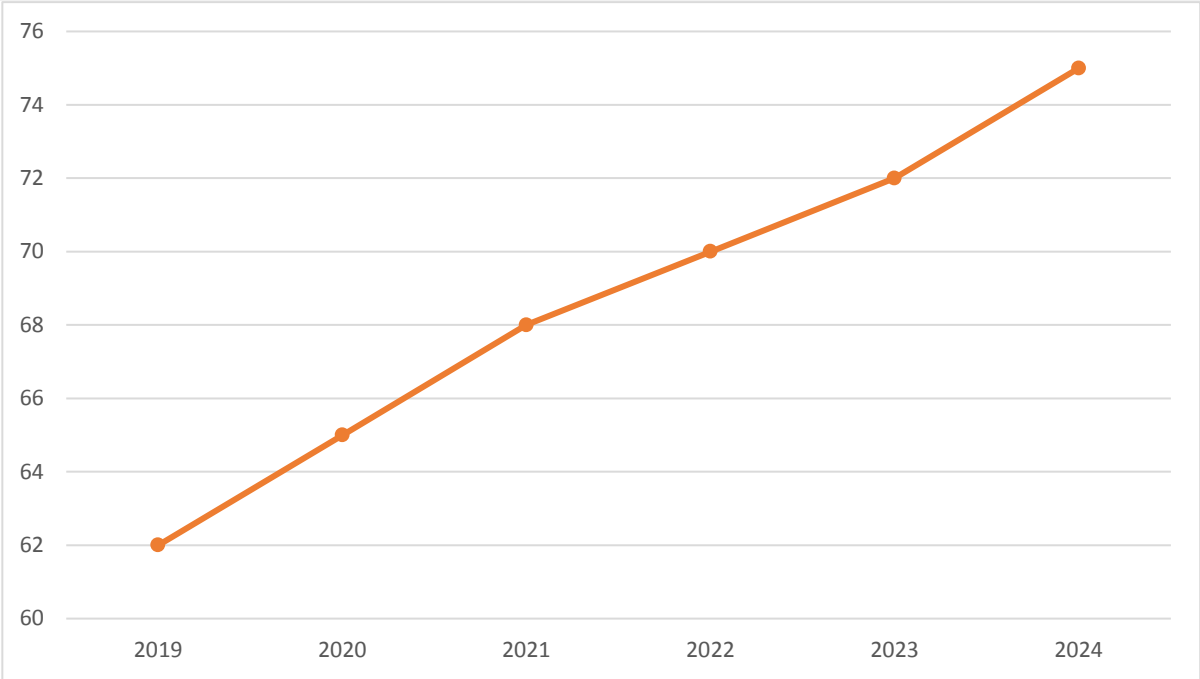
Board Outcome Goal Progress Monitoring Report

The percent of 3rd grade students that score meets grade level or above on STAAR Math will increase from 43% to 55% by June 2024.

Overall Evaluation
On Track

Progress Measure

The percent of 1st and 2nd grade students that score on grade level or above the Renaissance screener will increase from 62% to 75% by June 2024.

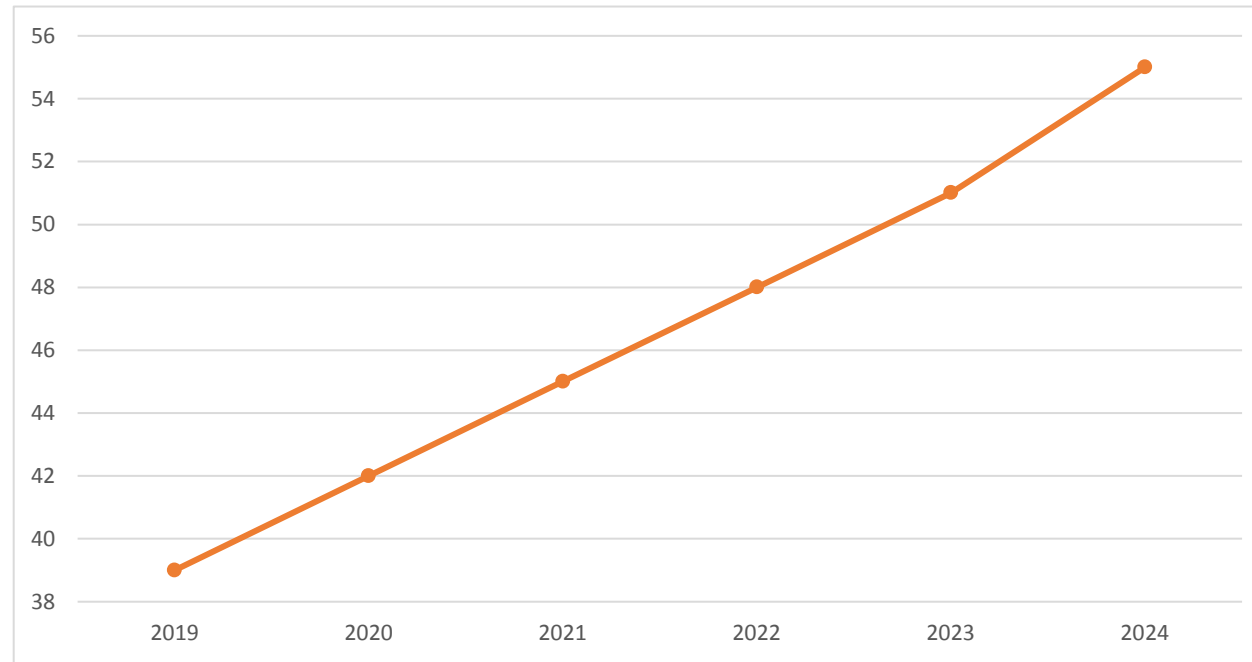


Closing the Gaps Student Groups

	African American	Hispanic	White	American Indian	Asian	Pacific Islander	Two or More Races	Special Ed	Eco. Disadv.	Special Ed (Former)	EL	Cont. Enrolled	Non-Cont. Enrolled
Current		58%	63%		64%			53%	54%		54%		
2020 Goal		61%	66%		67%			56%	57%		57%		

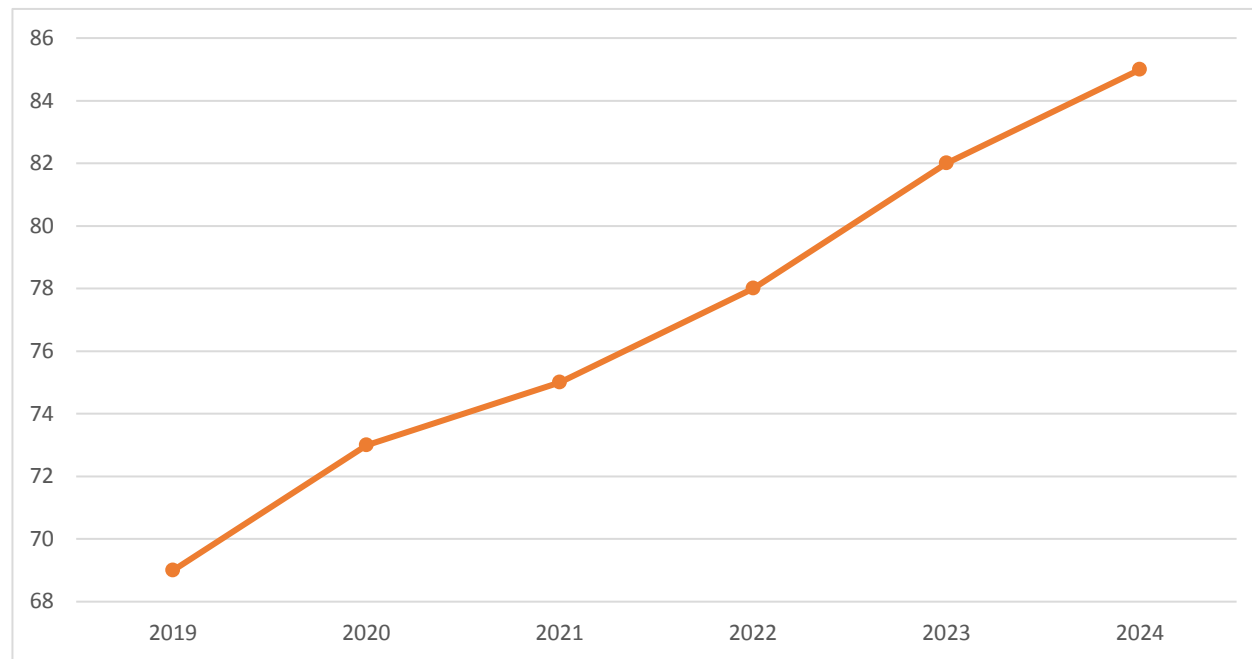
Campus Updates

Cactus Elementary



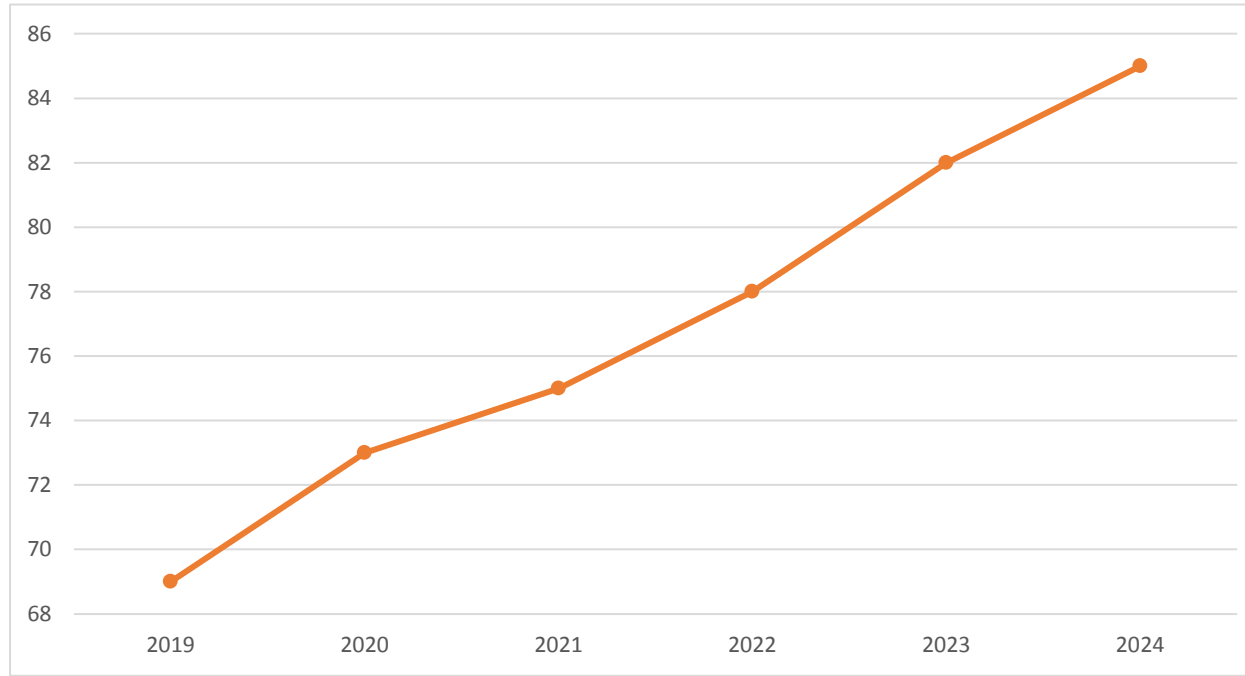
Campus Evaluation

Morningside Elementary



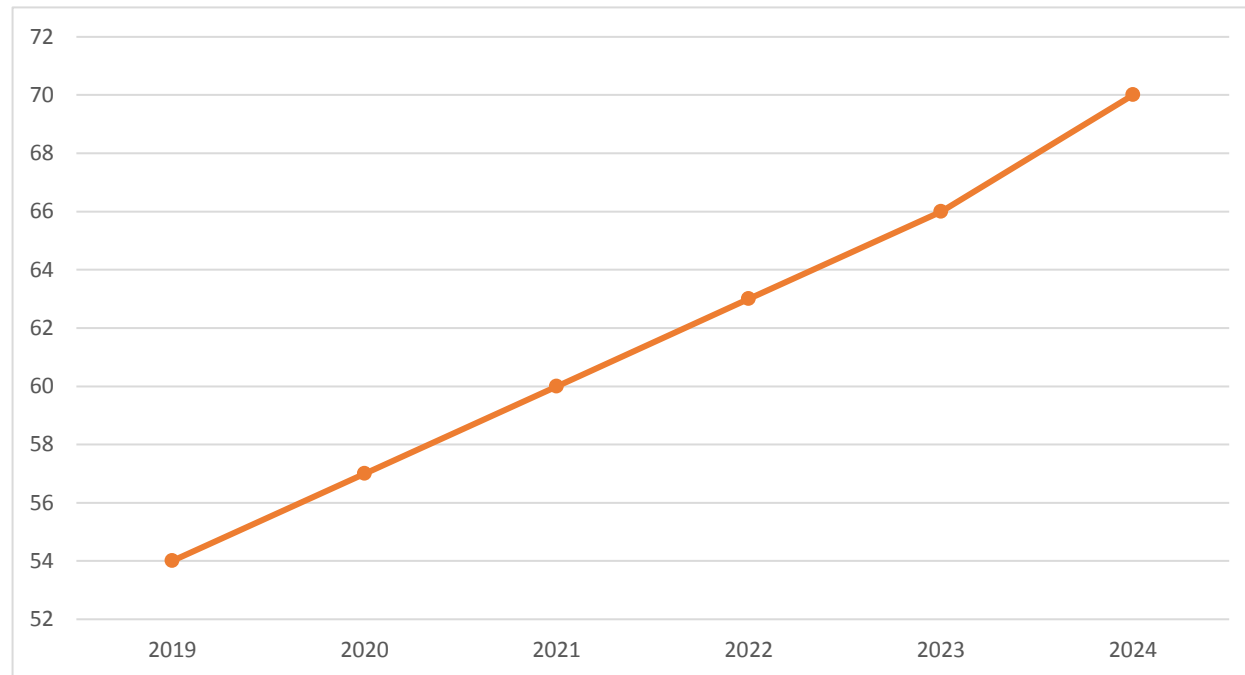
Campus Evaluation

Hillcrest Elementary



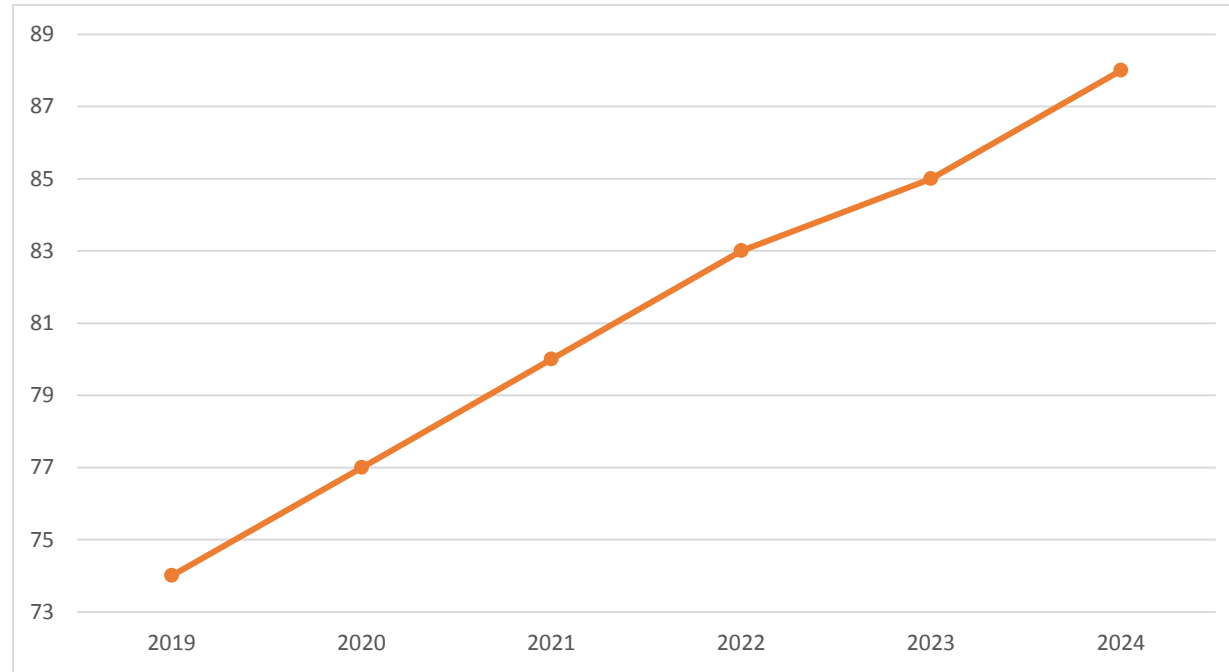
Campus Evaluation

Sunset Elementary



Campus Evaluation

Green Acres Elementary



Campus Evaluation

Supporting Materials

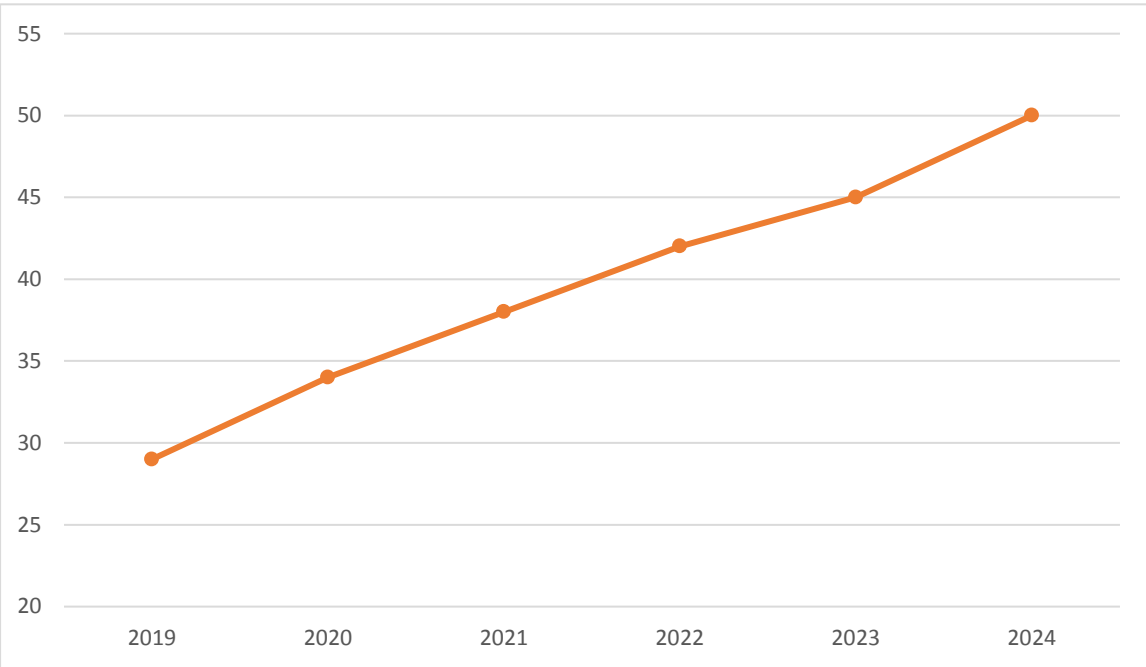
Board Outcome Goal Progress Monitoring Report

The percentage of graduates that meet the criteria for CCMR in Domain I will increase from 50% to 60% by August 2024.

Overall Evaluation
On Track

Progress Measure

The percent of CCMR students that meet the threshold for CCMR Domain I for college ready will increase from 29% to 50% by August 2024.

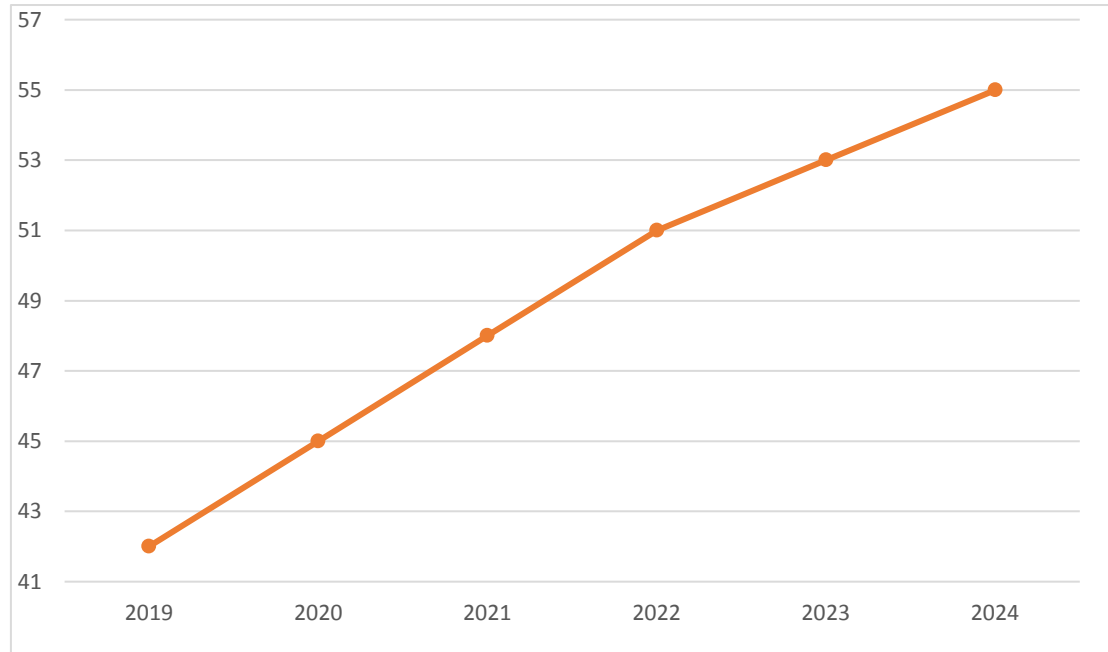


Closing the Gaps Student Groups

	African American	Hispanic	White	American Indian	Asian	Pacific Islander	Two or More Races	Special Ed	Eco. Disadv.	Special Ed (Former)	EL	Cont. Enrolled	Non-Cont. Enrolled
Current		25%	38%		37%			0%	28%		0%		
2020 Goal		29%	40%		40%			2%	30%		2%		

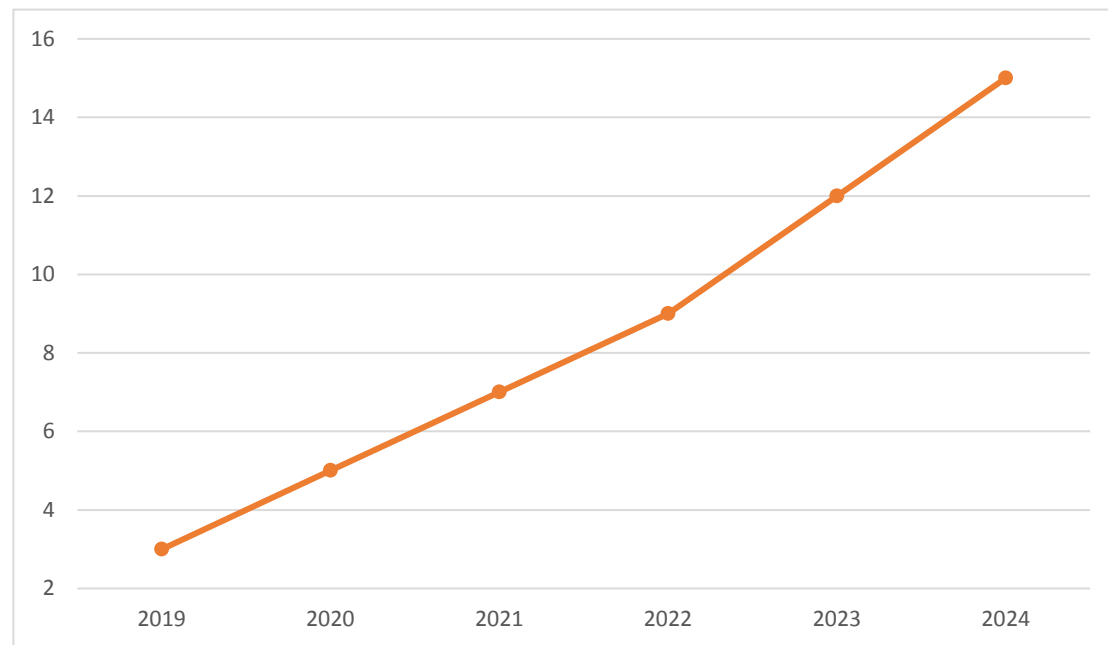
Campus Updates

Dumas High School



Campus Evaluation

NPOC



Campus Evaluation

Supporting Materials

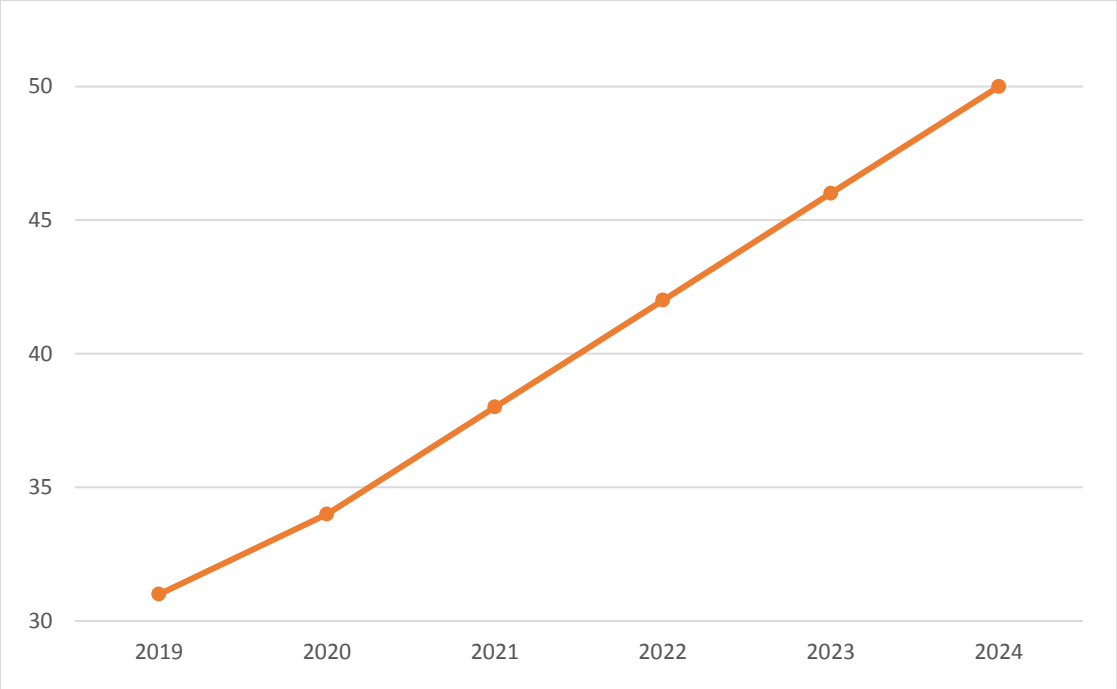
Board Outcome Goal Progress Monitoring Report

The percentage of graduates that meet the criteria for CCMR in Domain I will increase from 50% to 60% by August 2024.

Overall Evaluation
On Track

Progress Measure

The percent of CCMR students that meet the threshold for CCMR Domain I for career or military ready will increase from 31% to 50% by August 2024.

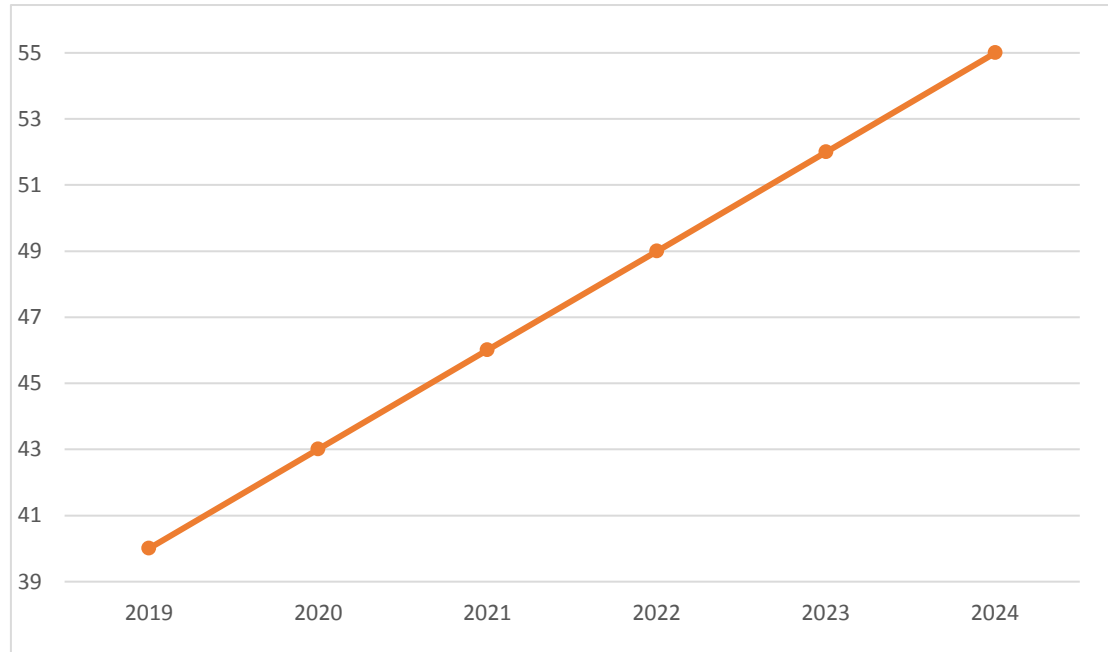


Closing the Gaps Student Groups

	African American	Hispanic	White	American Indian	Asian	Pacific Islander	Two or More Races	Special Ed	Eco. Disadv.	Special Ed (Former)	EL	Cont. Enrolled	Non-Cont. Enrolled
Current		31%	30%		19%			70%	34%		27%		
2020 Goal		34%	34%		23%			71%	36%		29%		

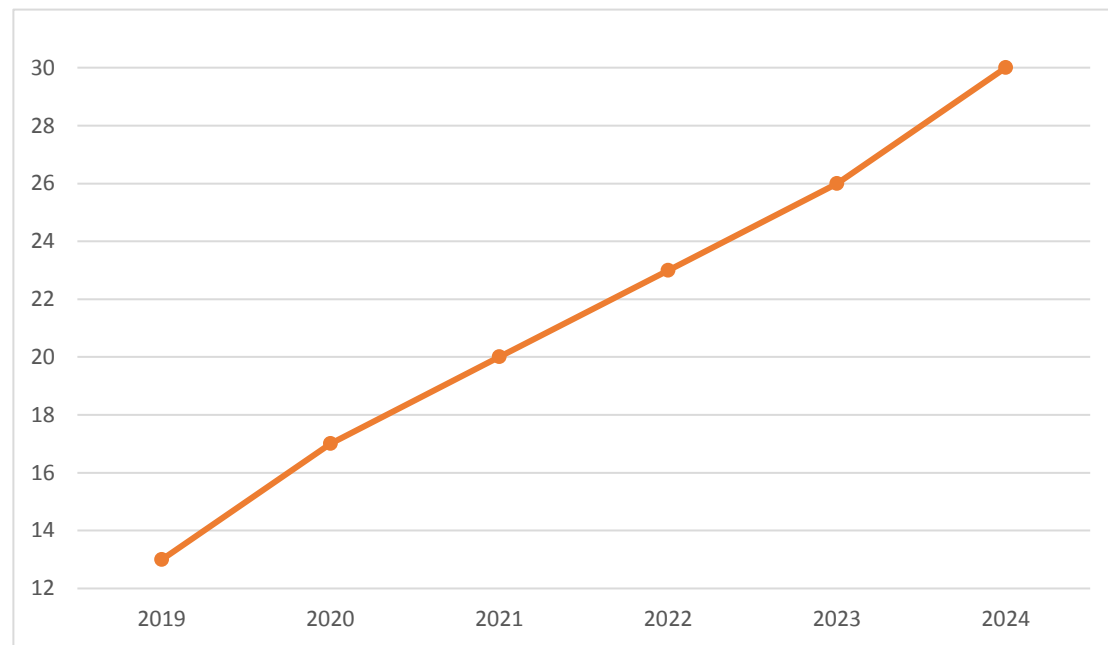
Campus Updates

Dumas High School



Campus Evaluation

NPOC



Campus Evaluation

Supporting Materials