

# School Year Calendar Template

<https://www.vertex42.com/calendars/school-calendar.html>



© 2013-2018 Vertex42 LLC

Year:

Beginning Month:

Start day:  1: Sunday, 2: Monday

## 2020-2021 School Calendar

July 2020						
S	M	T	W	T	F	S
			1	2	3	4
5	6	7	8	9	10	11
12	13	14	15	16	17	18
19	20	21	22	23	24	25
26	27	28	29	30	31	

August 2020						
S	M	T	W	T	F	S
						1
2	3	4	5	6	7	8
9	10	11	12	13	14	15
16	17	18	19	20	21	22
23	24	25	26	27	28	29
30	31					

September 2020						
S	M	T	W	T	F	S
		1	2	3	4	5
6	7	8	9	10	11	12
13	14	15	16	17	18	19
20	21	22	23	24	25	26
27	28	29	30			

October 2020						
S	M	T	W	T	F	S
				1	2	3
4	5	6	7	8	9	10
11	12	13	14	15	16	17
18	19	20	21	22	23	24
25	26	27	28	29	30	31

November 2020						
S	M	T	W	T	F	S
1	2	3	4	5	6	7
8	9	10	11	12	13	14
15	16	17	18	19	20	21
22	23	24	25	26	27	28
29	30					

December 2020						
S	M	T	W	T	F	S
		1	2	3	4	5
6	7	8	9	10	11	12
13	14	15	16	17	18	19
20	21	22	23	24	25	26
27	28	29	30	31		

Colcord Public Schools	
433 S Larmon	
918-326-4117 (Fax) 918-326-0035	
Colcord, OK 74338	

Aug 3-11	Professional Development Days
Aug 11	Open House
Aug 13	First Day of School for Students
Aug 24th	Virtual Instructional Day
Sep 7	Labor Day
Sep 14	Virtual Instructional Day
Oct 14	End of 1st Term
Oct 15-16	Fall Break - No School
Oct 19	Parent/Teacher Conf
Nov 23-27	Thanksgiving Vacation
Dec 18	End of 2nd Term
Dec 21 - Jan 1	Winter Break
Jan 4	Professional Development
Jan 18	Snow Day/MLK
Feb 15	Parent/Teacher Conf
Feb 16-19	Virtual Instructional Days
Mar 11	End of 3rd Term
Mar 12	Virtual PD
Mar 15-19	Spring Break
Apr 2	Snow Day Good Fri
May 14	End of 4th Term
May 17	Staff Check Out / Awards

Student Days 168	Term 1 44 Days
2 Parent Teacher Days	Term 2 39 Days
5 PD Days	Term 3 46 Days
	Term 4 39 Days

TEST DATES	
ACT: TBD	
Professional Development Days Teacher Only	
Professional Development Days All Staff	
Parent Teacher Conferences (No School)	
No School	
School in Session	
Snow Dates	
Virtual Instructional Days	

January 2021						
S	M	T	W	T	F	S
					1	2
3	4	5	6	7	8	9
10	11	12	13	14	15	16
17	18	19	20	21	22	23
24	25	26	27	28	29	30
31						

February 2021						
S	M	T	W	T	F	S
	1	2	3	4	5	6
7	8	9	10	11	12	13
14	15	16	17	18	19	20
21	22	23	24	25	26	27
28						

March 2021						
S	M	T	W	T	F	S
	1	2	3	4	5	6
7	8	9	10	11	12	13
14	15	16	17	18	19	20
21	22	23	24	25	26	27
28	29	30	31			

April 2021						
S	M	T	W	T	F	S
				1	2	3
4	5	6	7	8	9	10
11	12	13	14	15	16	17
18	19	20	21	22	23	24
25	26	27	28	29	30	


May 2021						
S	M	T	W	T	F	S
						1
2	3	4	5	6	7	8
9	10	11	12	13	14	15
16	17	18	19	20	21	22
23	24	25	26	27	28	29
30	31					


June 2021						
S	M	T	W	T	F	S
		1	2	3	4	5
6	7	8	9	10	11	12
13	14	15	16	17	18	19
20	21	22	23	24	25	26
27	28	29	30			


Category of Events	
Aug 13	Right-aligned description


Category of Events	
Aug 13	Right-aligned description


Category of Events	
Aug 13	Right-aligned description

 School Closed

 Early Release

 Employee Planning (no school for students)

 Report Cards

 Parent Teacher Conferences

First & Last Day of School

## INSTRUCTIONS

### « Choose the year and beginning month

Note: If you choose Monday as the start day, you will need to modify some of the formatting in the calendars (bold vs. non-bold days).

**Publishing your calendar.** If you want to publish a school calendar, you must ensure that it includes the following note and URL in the footer: Calendar Templates by Vertex42.com - <https://www.vertex42.com/calendars/school-calendar.html>

**Converting the calendar to a PDF.** To publish a school calendar on your website, you should first convert it to a PDF. The best way to do that is to either print to a PDF driver, or in Excel 2010/2013 you can go to Save As and select PDF.

**Changing the color scheme.** You can change the color scheme by going to Page Layout > Themes > Colors.

**Overwriting formulas.** You can overwrite a formula to place an "H" in place of a holiday for example. Be very careful if you copy/paste days so that you don't mess up the formulas. You can copy/paste the formulas for the days *within* the same month, but *not between* months.

**View the Print Area.** To view the current print area, first view the Print Preview (Ctrl+P) then return to the Home tab. Or, go to View > Page Break Preview. The print area will become highlighted with a dashed line. To choose a new print area, select the cells you want to include and go to Page Layout > Print Area > Set Print Area.

« Make a list of important dates. Enter dates as text by entering an apostrophe before the date, like 'Aug 8

- « Use the **Format Painter** to copy the format from one cell to another
- « Copy and paste the **Shapes** to highlight specific days