

# 2018 ANNUAL REPORT PUBLIC HEARING

**Brock ISD**

A series of several parallel white lines of varying lengths and positions, all slanted diagonally from the bottom-left towards the top-right, located in the right half of the image.

# 2018 ANNUAL REPORT – BROCK ISD

*Texas Education Code Chapter 39* requires each district's Board of Trustees to publish an annual report that includes the TAPR, campus performance objectives, a report of violent or criminal incidents, and information received under Texas Education Code §51.403(e) from the Texas Higher Education Coordinating Board. The Board of Trustees shall hold a hearing for public discussion of the report, and they shall widely disseminate the report within the district.

## 7 Sections to the Annual Report

1. **2017-2018 Texas Academic Performance Report (TAPR)**
  - For the District and each Campus
2. **PEIMS Financial Standard Report**
  - For the District and each Campus
3. **2017-2018 District Accreditation Status**
4. **District and Campus Performance Objectives**
5. **Report on Violent Criminal Incidents on Campus**
6. **Student Performance in Postsecondary Institutions**
  - High School Only
7. **2017-2018 TAPR Glossary**

# 2018 ANNUAL REPORT – BROCK ISD

1. The 2018 Accountability Summaries, Texas Academic Performance Report (TAPR), and District and School Report Cards for Brock ISD are posted on our District Info page under Accountability on the Brock ISD website [www.brockisd.net](http://www.brockisd.net) . To view the Texas Academic Performance Report for individual the district and campuses, please visit the [TEA Performance Reporting Website](#) or use the TAPR report links below. A paper copy is located in each campus office.

- [Brock ISD](#)
- [Brock Elementary](#)
- [Brock Jr. High](#)
- [Brock High School](#)

## Brock ISD Accountability Rating Summary:

District/Campus	Accountability Rating	Distinction Designations/Area of Distinctions
<a href="#">Brock ISD</a>	A	0
<a href="#">Brock Elementary</a>	Met Standard	0
<a href="#">Brock Jr. High</a>	Met Standard	2 Distinctions out of 7 total: Closing the Gaps, Social Studies
<a href="#">Brock High School</a>	Met Standard	3 Distinctions out of 7 total: Closing the Gaps, Post Secondary Readiness, Math

Special Education Determination Status: Meets Requirements

2018 Armed Services Vocational Aptitude Battery (ASVAB) Test (Career Exploration): Meets Requirements

Accountability reports were presented to the Board of Trustees by campus principals and Asst. Superintendent during the October 2018 Board meeting.

For a detailed explanation of this year's accountability system, see the *2018 Accountability Manual*, available at

<https://tea.texas.gov/2018accountabilitymanual.aspx>

# 2018 ANNUAL REPORT – BROCK ISD

2. **Brock ISD PEIMS Financial Standards Reports-** The financial sections of the Texas Annual Progress Report (TAPR) is provided by the Office of School Finance. These reports can be accessed from a link on the last page of the district’s TAPR. The 2017-2018 Financial Actual Report summarizes revenue, expenditures, and the fund balance. Brock ISD’s General Fund Unassigned Fund Balance is \$3,309,037.00. The 2017-2018 Independent Financial Audit was presented by Snow, Garrett and Williams to the Board of Trustees during the Oct. 15, 2018 board meeting. For audit information [Link Here](#) .

**Released by TEA, December 1, 2017:** Created by the 77<sup>th</sup> Texas Legislature in 2001, the School Financial Integrity Rating System of Texas (FIRST) is designed to encourage public schools to better manage their financial resources to provide the maximum allocation possible for direct instructional purposes. The 2017-2018 ratings are based on annual financial reports provided to TEA by districts and charters from the 2016 fiscal year. The financial accountability system requires TEA to review the audited financial reports from all districts and charters.

The FIRST ratings are based on 15 financial indicators, such as administrative cost expenditures; the accuracy of a district or charter’s financial information submitted to TEA; and any financial vulnerabilities or material weaknesses in internal controls as determined by an external auditor

Based on the submitted information, a school district or charter is assigned one of four possible letter grades (A, B, C or F), as well as a coinciding financial management ratings – *Superior, Above Standard Achievement, Meets Standard or Substandard Achievement*.

**Name:** BROCK ISD(184909)

**Status:** Passed

**Rating:** A = Superior

**District Score:** 96

**Publication Level 1:** 10/18/2018 2:29:29 PM

**Publication Level 2:** 10/25/2018 2:29:29 PM

**Last Updated:** 11/26/2018 2:29:29 PM

# 2018 ANNUAL REPORT – BROCK ISD

- 3. District 2017-2018 Accreditation Status: Accredited** - Accreditation statuses for all Texas Public School Districts, well as the Accreditation Status Matrix which outlines how accreditation is determined, can be accessed on-line at the TEA Accreditation Status website. Commissioner's rules related to accreditation are located at [Texas Administrative Code—Currently in Effect](#). 19 TAC Chapter 97, Planning and Accountability, Subchapter EE, Accreditation Status, Standards, and Sanctions defines the accreditation statuses of Accredited, Accredited-Warned, Accredited-Probation, and Not Accredited-Revoked and states how accreditation statuses will be determined and assigned to school districts. The rules also establish accreditation standards and sanctions, including definitions, purpose, and oversight appointments. [TEA Accreditation School Status Link](#)
- 4. BISD District and Campus Performance Objectives** – Performance Objectives are located in all BISD District and Campus Improvement Plans and are approved by the Board of Trustees annually. District and campus performance objectives were approved by the Board of Trustees during the Dec. 17, 2018 board meeting. The 2018-2019 campus performance objectives are available on the Accountability page of the Brock ISD website [www.brockisd.net](http://www.brockisd.net). Progress towards meeting performance objectives is measured and documented quarterly.

# 2018 ANNUAL REPORT – BROCK ISD

5. **Brock ISD's Report on Violent Criminal Incidents on Campus-** Texas Education Code requires each district to publish an annual report that includes information on violent or criminal incidents that occur on the campuses. As part of the annual report, the table below provides a district-wide view of violent or criminal incidents that occurred in Brock ISD in 2017-2018.

Discipline Code	Description	District Total
02	Conduct Punishable as a Felony	0
04	Possessed, Sold, Used, or Was Under the Influence of Marijuana or Other Controlled Substance	1
05	Possessed, Sold, Used or Was Under the Influence of Alcoholic Beverage	4
07	Public Lewdness or Indecent Exposure	0
08	Retaliation Against School Employee	0
11	Brought a Firearm to School or Unlawful Carrying of a Handgun under Penal Code 46.02	0
16	Arson	0
22	Criminal Mischief	0
26	Terroristic Threat	1
27	Assault against a school district employee or volunteer	0
28	Assault against someone other than a school district employee or volunteer	0
33	Possessed, Purchased, Used, or Accepted a Cigarette or Tobacco Product	0
35	False Alarm/False Report	0
36	Felony Controlled Substance Violation	0



# 2018 ANNUAL REPORT – BROCK ISD

**Violent Criminal Incidents on Campus cont. - Safety/Health & Wellness:** Brock ISD maintains a secure perimeter at all campuses through controlled entry points and electronically locking or manual locking external doors. Visitors are buzzed into the buildings at all campuses. Visitors at all campuses are screened using a visitor management system and then buzzed into the school’s main hallway. All campuses have security cameras located inside and outside of the buildings. Campuses follow the BISD Emergency Operating Plan and regularly conduct drills based on a standard response protocol.

Brock ISD has one School Resource Officer (SRO). The SRO brings specialized knowledge of the law, crime trends, and safety procedures to the campuses, supporting our educational mission. The district also uses trained dogs to alert district officials to the presence of prohibited or illegal items, including drugs and alcohol. At any time, the dogs may be used search property and vehicles on school grounds, including common areas, hallways, classrooms to search lockers and student belongings.

Brock ISD is considered a “Guardian” district. Confidential staff members are armed at all times. Guardians participate in routine training activities and are monitored by BISD administration, BISD Board of Trustees and a security consultant.

Students in grade 7-12 participating in extracurricular activities, high school students who ride a BISD bus, or are driving on campus will be required to submit to random drug testing. Students and parents must sign a consent form annually agreeing to be subject to the rules and procedures of the drug testing program.

Brock ISD students participate in Fitness Gram requirements, as well as, in multiple state and national campaigns such as Red Ribbon Week, Hannah 4 Hope, Crime Stoppers, and have access to an anonymous bullying and student safety reporting and crime prevention tool on the Brock ISD website. Additionally, our School Health Advisory Council, which consists of community members, parents, health professionals, and district employees assist with the district’s health and wellness education program.

For more information please see the Brock ISD Student Handbook and Student Code of Conduct for 2018-2019 or the Brock ISD Wellness Policy and Wellness Plan located on the Brock ISD website.

# 2018 ANNUAL REPORT – BROCK ISD

6. **Student Performance in Post Secondary Institutions (THECB Postsecondary Report)** – This information is provided to districts from the Texas Higher Education Coordinating Board and reports student performance in post-secondary institutions during the first year enrolled after graduation from high school. Student performance is measured by the GPA earned by the Class of 2015 graduates who attended public 4 year or 2 year higher education in the Fall of 2015, Spring of 2016 and Summer of 2016 (graph 1 on slide 9). GPA earned by the Class of 2016 graduates who attended public 4 year or 2 year higher education in the Fall of 2016, Spring of 2017 and Summer of 2017 Class of 2016 (graph 2).

To download a pdf of the Brock ISD 2017 Annual Report, [visit here](#) .

## HIGH SCHOOL TO COLLEGE 2016-17

WEATHERFORD COLLEGE (003664) 19

TARLETON STATE UNIVERSITY (003631) 13

TEXAS TECH UNIVERSITY (003644) 8

-----

Other Pub/Ind 4-yr Institution (9) 20

Other Pub/Ind 2-yr Institution (3) 5

-----

Not found 32

Total high school graduates 97

## HIGH SCHOOL TO COLLEGE 2015-16

WEATHERFORD COLLEGE (003664) 16

TARLETON STATE UNIVERSITY (003631) 12

TEXAS TECH UNIVERSITY (003644) 7

TEXAS A&M UNIVERSITY (003632) 7

Other Pub/Ind 4-yr Institution (10) 14

Other Pub/Ind 2-yr Institution (2) 4

Not trackable 1

Not found 24

Total high school graduates 85

## HIGH SCHOOL TO COLLEGE 2014-15

WEATHERFORD COLLEGE (003664) 21

TARLETON STATE UNIVERSITY (003631) 7

TEXAS TECH UNIVERSITY (003644) 7

-----

Other Pub/Ind 4-yr Institution (6) 8

Other Pub/Ind 2-yr Institution (5) 7

-----

Not found 20

Total high school graduates 70



# 2018 ANNUAL REPORT – BROCK ISD

Student performance is measured by the GPA earned by the Class of 2015 graduates who attended public 4 year or 2 year higher education in the Fall of 2015, Spring of 2016 and Summer of 2016 (graph 1 on slide 9). GPA earned by the Class of 2016 graduates who attended public 4 year or 2 year higher education in the Fall of 2016, Spring of 2017 and Summer of 2017 Class of 2016 (graph 2).

## Texas High School Graduates from FY2015 Enrolled in Texas Public or Independent Higher Education in FY 2016

### GPA for 1st Year in Public Higher Education in Texas

County	District	Graduates	Total <2.0	2.0-2.49	2.5-2.99	3.0-3.49	>3.5	Unknown
PARKER								
184909001	BROCK ISD BROCK H S							
	Four-Year Public University	16	0	3	6	5	2	0
	Two-Year Public Colleges	32	11	2	4	9	3	3
	Independent Colleges & Universities	4						
	Not Trackable	0						
	Not Found	18						
	<b>Total High School Graduates</b>	<b>70</b>						

## Texas High School Graduates from FY2016 Enrolled in Texas Public or Independent Higher Education in FY 2017

### GPA for 1st Year in Public Higher Education in Texas

County	District	Graduates	Total <2.0	2.0-2.49	2.5-2.99	3.0-3.49	>3.5	Unknown
PARKER								
184909001	BROCK ISD BROCK H S							
	Four-Year Public University	35	5	6	8	8	8	0
	Two-Year Public Colleges	27	5	3	4	9	5	1
	Independent Colleges & Universities	3						
	Not Trackable	1						
	Not Found	19						
	<b>Total High School Graduates</b>	<b>85</b>						

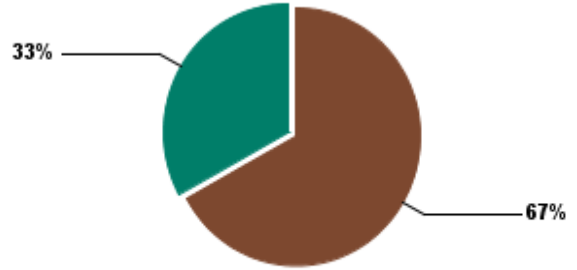
Source: Texas Higher Education Coordinating Board and Texas Education Agency

"Not found" graduates have standard ID numbers that were not found in the specified year at Texas higher education institutions. "Not trackable" graduates have non-standard ID numbers that will not find a match at Texas higher education institutions. Includes high schools with more than 25 graduates. If enrollment in public higher education less than 5, the GPA data is omitted.

Does not include information about students who attend an out of state institution.

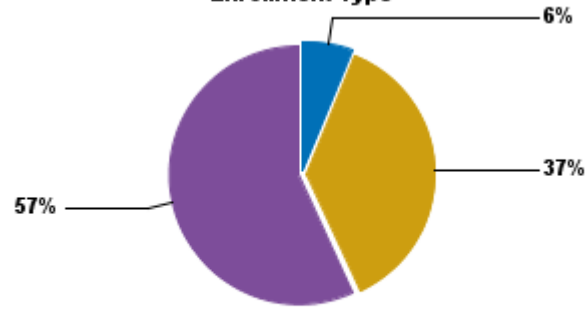
# 2017 Graduates

### Enrollment



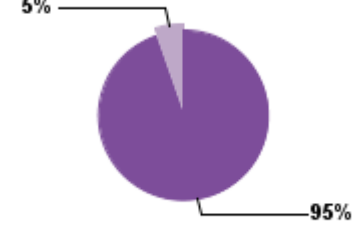
Enrolled No confirmed enrollment

### Enrollment Type



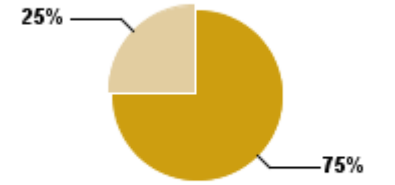
Independ. Public 2 Yr Public 4 Yr

### Enrollment Status Public 4-Year



Full time Part time

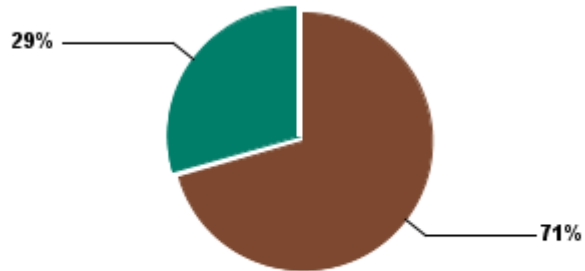
### Enrollment Status Public 2-Year



Full time Part time

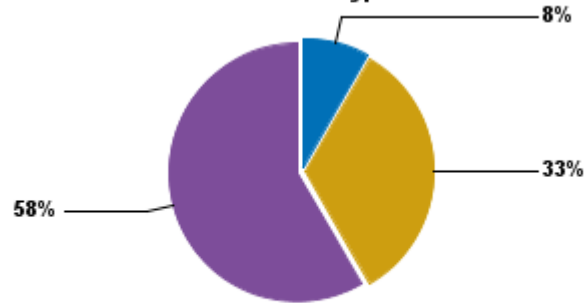
# 2016 Graduates

### Enrollment



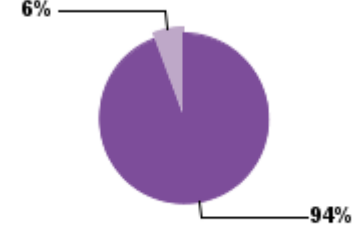
Enrolled No confirmed enrollment

### Enrollment Type



Independ. Public 2 Yr Public 4 Yr

### Enrollment Status Public 4-Year



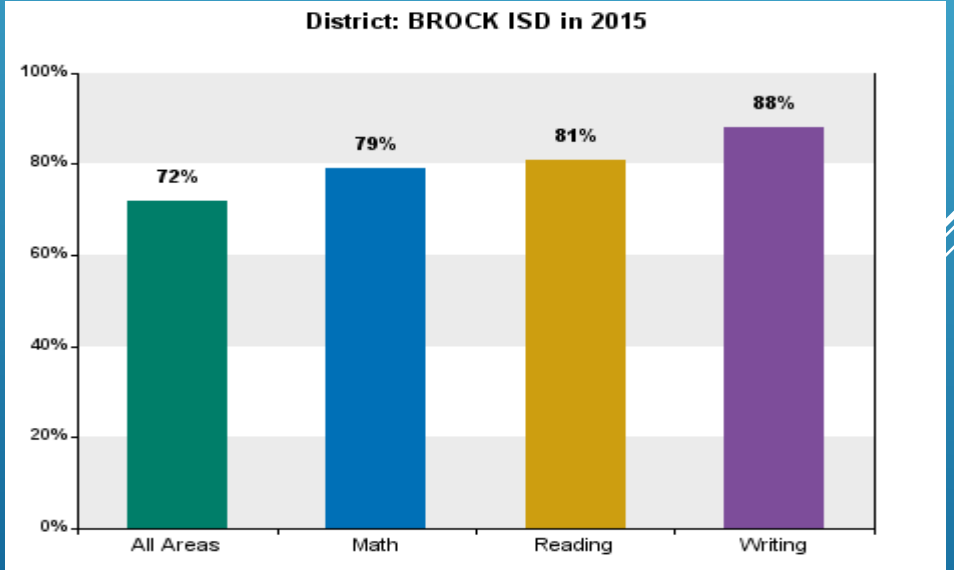
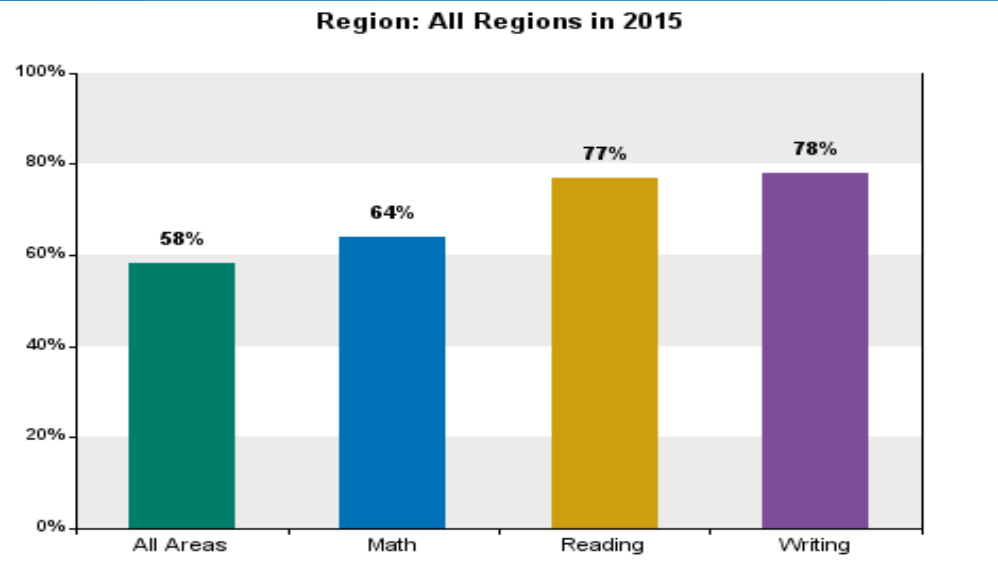
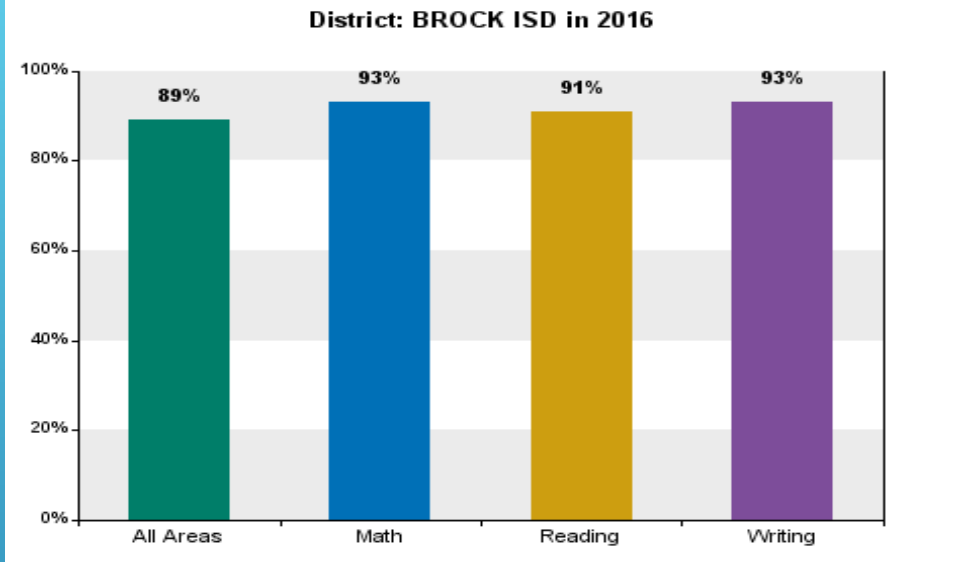
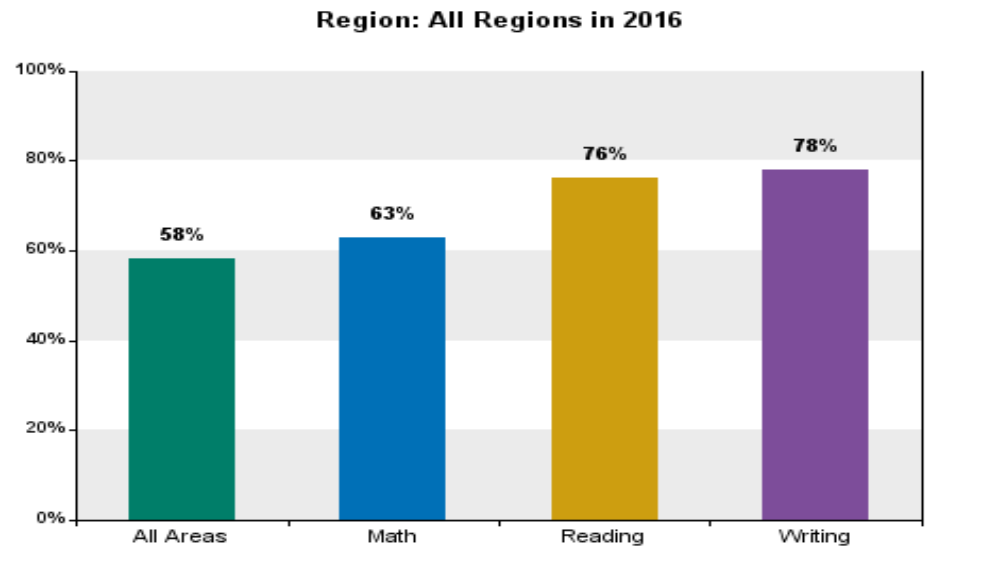
Full time Part time

### Enrollment Status Public 2-Year



Full time Part time

# Percentage of high school graduates that enrolled in Texas public postsecondary education that met state college readiness standards (TSI performance)



# 2017 ANNUAL REPORT – BROCK ISD

**7. Glossary for the 2017-2018 Texas Academic Performance Report ( [TAPR Glossary Link Here](#) ). Spanish translations of the glossary will be available in January 2018 from TEA.**

## **2018-2019 Campus level contacts:**

Brock Elementary:	Erin Griffith, Principal	<a href="mailto:egriffith@brockisd.net">egriffith@brockisd.net</a>
817-592-6555	Ranae Lane, Asst. Principal	<a href="mailto:rlane@brockisd.net">rlane@brockisd.net</a>
Brock Intermediate:	Ingia Saxton, Principal	<a href="mailto:isaxton@brockisd.net">isaxton@brockisd.net</a>
817-594-8017	Faith James, Asst. Principal	<a href="mailto:fjames@brockisd.net">fjames@brockisd.net</a>
Brock Jr. High	Andy Hudson, Principal	<a href="mailto:ahudson@brockisd.net">ahudson@brockisd.net</a>
817-594-3195		
Brock High School:	Bobby Atchley, Principal	<a href="mailto:batchley@brockisd.net">batchley@brockisd.net</a>
817-596-7425	Greg Joy, Asst. Principal	<a href="mailto:gjoy@brockisd.net">gjoy@brockisd.net</a>

## **District Level Contacts:**

Cade Smith, Superintendent [cade.smith@brockisd.net](mailto:cade.smith@brockisd.net)  
Dee Ann Mills, Asst. Superintendent [dmills@brockisd.net](mailto:dmills@brockisd.net)  
Mike McSwain, Chief Financial Officer [mmcswain@brockisd.net](mailto:mmcswain@brockisd.net)  
Pam Cox, District PIEMS [pcox@brockisd.net](mailto:pcox@brockisd.net)  
District Office Phone: 817-594-7642