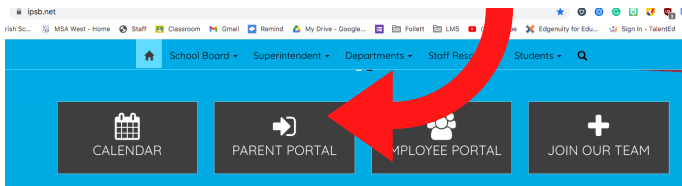


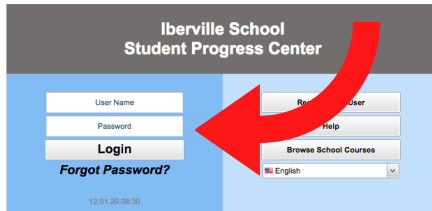
ACCESSING THE IBERVILLE PARISH PUBLIC SCHOOLS STUDENT PROGRESS CENTER

Open your internet browser, and go to ipsb.net.
Click on the **Parent Portal**.



Logging into an existing account

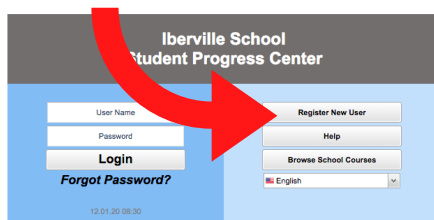
Enter your "**User Name**" and "**Password**", and click "**Login**"



All pages Copyright © 2019 EDgear LLC.

Creating a new account

If you are a first time user, click "**Register New User**"



All pages Copyright © 2019 EDgear LLC.

Enter the required information:

Register New User

Step 1: Verification

- Please enter below the information about the PARENT/GUARDIAN registering the account.
- The PSN is the last five digits of you student's social security number.

Relationship : Required

First Name : Required

Last Name : Required

PSN Number : Required

- Click the down arrow to enter your "**Relationship**" to the student (mother, father, or guardian)
- Enter your "**Last Name**" and "**First Name**"; must be the mother, father, or guardian's first and last name.
- Enter the PSN. "**PSN**" stands for Parent Security Number; it is the last five digits of the child's social security number.

When done entering the above information, click "**Continue**." If the information provided matches your child's information in the JCampus system, you will be allowed to create a login and password. Fill in the required information, as shown below. Click "**Complete**" when done.

Register New User

Step 2: User Creation

- Please enter a User Name, then enter the Password (twice).
- Select your secret questions and enter your answers.
- Click Complete to access your student's information.

User Name : 6 - 20 characters

Password : 6 - 20 characters

Confirm Password :

Secret Question #1 :

Secret Answer #1 :

Secret Question #2 :

Secret Answer #2 :

A message will indicate you successfully create your account. Be sure to write down your account information (username, password, answer to secret questions one and two) since they are completely private. Click "**Login**" to access your new account.

You will be directed to the Student Registration Update Instructions screen where you can update demographic information on your student

Student Registration Update Instructions

Update Your Information

Help Iberville Parish Public Schools keep our records current by updating your contact information (address, phone numbers, email, military data). This will insure that you receive all relevant communications from your child(s) school.

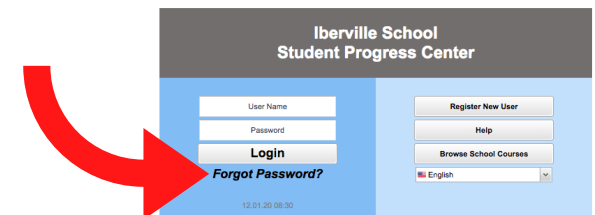
If the information is correct, select "**No Change**" and click "**Save**" and "**Continue**."

Upon completion, you will be directed to the Home Page. Use the menu at the top of the screen to navigate student information.

Grade Calendar Attendance Discipline Transcript Test Communication

I Forgot My Password!

Click the "**Forgot Password?**" link; you will be asked to provide the answers to the secret questions you chose when the account was created. Click "**Submit**." You will then be allowed to create a NEW password.



All pages Copyright © 2019 EDgear LLC.