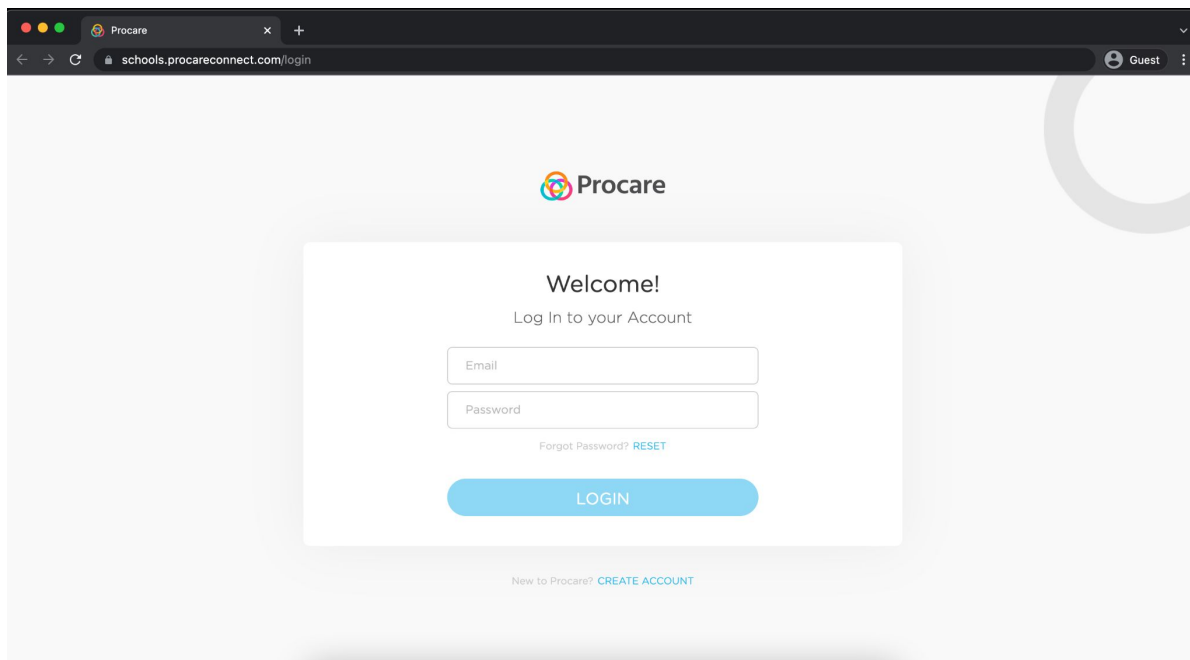


Accessing Tax Statements



Login to Procare via a web browser (computer or phone):
<https://schools.procareconnect.com/login>



The screenshot shows a web browser window with the address bar displaying "schools.procareconnect.com/login". The page features the Procare logo at the top center. Below the logo, a white card contains the text "Welcome!" and "Log In to your Account". There are two input fields for "Email" and "Password". Below the password field is a link for "Forgot Password? RESET". A blue "LOGIN" button is positioned below the input fields. At the bottom of the card, there is a link for "New to Procare? CREATE ACCOUNT".

Procare

Welcome!

Log In to your Account

Email

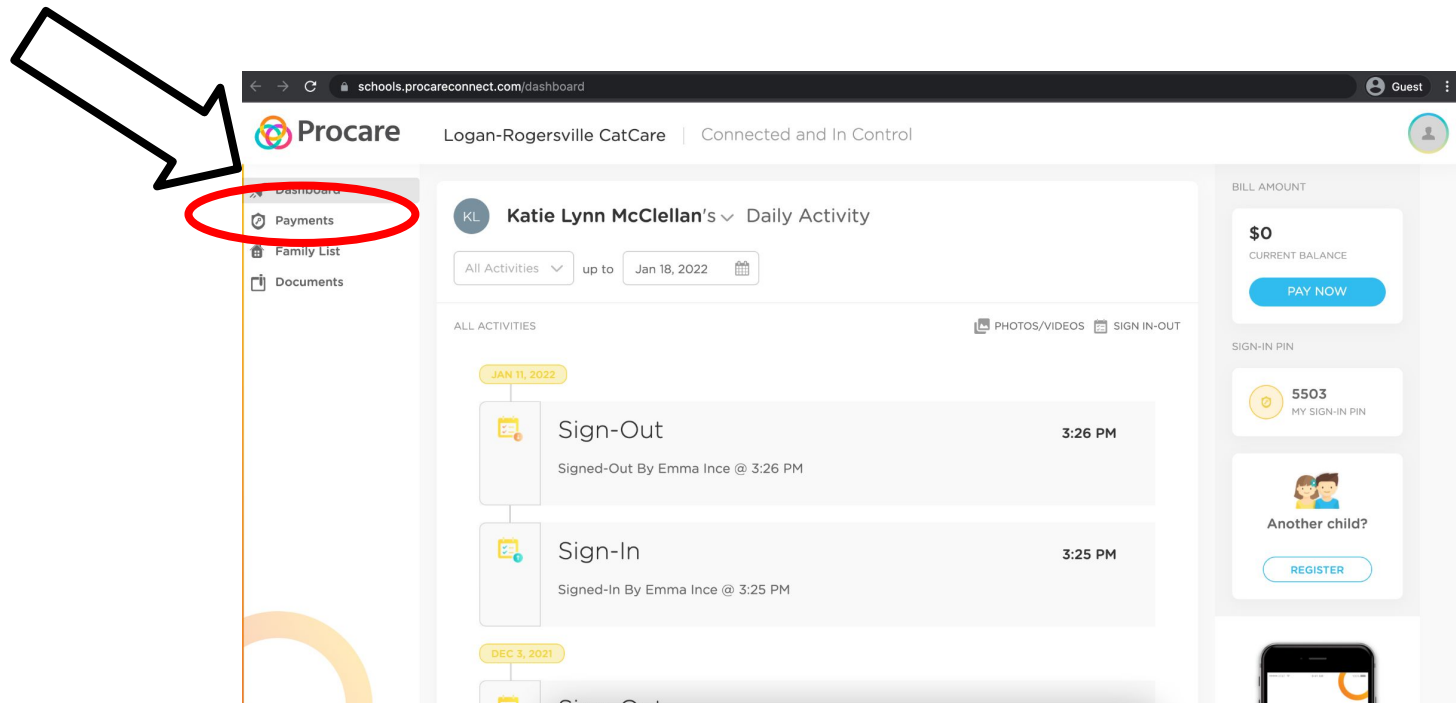
Password

Forgot Password? [RESET](#)

[LOGIN](#)

New to Procare? [CREATE ACCOUNT](#)

After logging in - Click on payments



The screenshot shows the Procare dashboard interface. A large black arrow points from the top left towards the 'Payments' menu item in the left sidebar. The 'Payments' item is circled in red. The dashboard displays the user's name 'Katie Lynn McClellan' and the location 'Logan-Rogersville CatCare'. The main content area shows a list of activities for 'JAN 11, 2022', including 'Sign-Out' and 'Sign-In' events. The right sidebar contains a 'BILL AMOUNT' section showing '\$0' and a 'SIGN-IN PIN' section showing '5503'. There is also a 'REGISTER' button for another child.

schools.procareconnect.com/dashboard

Guest

Procare

Logan-Rogersville CatCare | Connected and In Control

Dashboard

Payments

Family List

Documents

KL Katie Lynn McClellan's Daily Activity

All Activities up to Jan 18, 2022

ALL ACTIVITIES PHOTOS/VIDEOS SIGN IN-OUT

JAN 11, 2022

Sign-Out 3:26 PM

Signed-Out By Emma Ince @ 3:26 PM

Sign-In 3:25 PM

Signed-In By Emma Ince @ 3:25 PM

DEC 3, 2021

BILL AMOUNT

\$0

CURRENT BALANCE

PAY NOW

SIGN-IN PIN

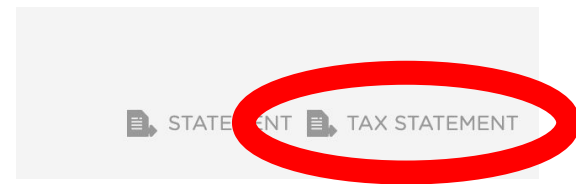
5503

MY SIGN-IN PIN

Another child?

REGISTER

After clicking payments -
Click on tax statements.



schools.procareconnect.com/payments

Guest

Procare Logan-Rogersville CatCare | Connected and In Control

Dashboard
Payments
Family List
Documents

KL Katie Lynn McClellan Family

Current Balance \$0
Amount In Process \$0

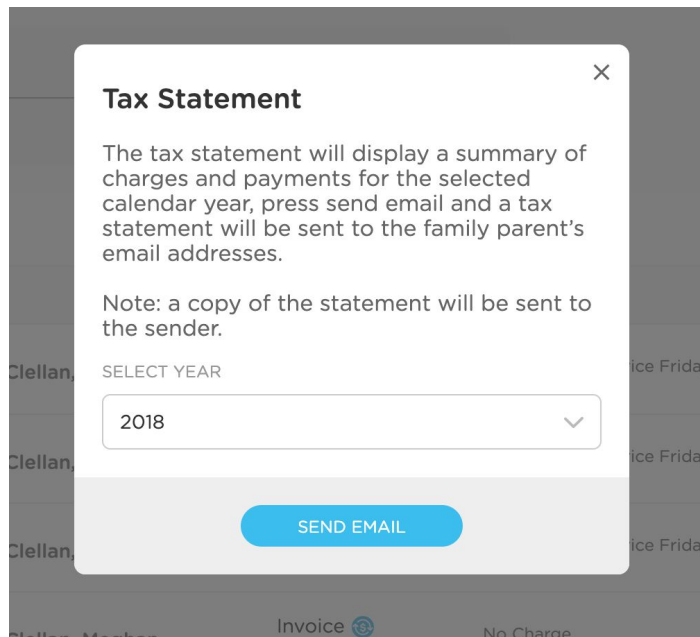
MAKE PAYMENT

STATEMENT TAX STATEMENT

SHOWING 21 OF 21 RESULTS 1 - 21 OF 21

DATE	STUDENT	TYPE	DESCRIPTION	AMOUNT	BALANCE
Jan 17, 2022 3:23 AM	KL McClellan, Katie Lynn	Invoice Jan 18, 2022	Afterschool 1/2 Price Friday (+4)	✓\$0	\$0 ...
Jan 10, 2022 3:23 AM	KL McClellan, Katie Lynn	Invoice Jan 11, 2022	Afterschool 1/2 Price Friday (+4)	✓\$0	\$0 ...
Jan 3, 2022 3:22 AM	KL McClellan, Katie Lynn	Invoice Jan 04, 2022	Afterschool 1/2 Price Friday (+4)	✓\$0	\$0 ...
Jan 1, 2022 3:50 AM	MM McClellan, Meghan	Invoice Jan 01, 2022	No Charge	✓\$0	\$0 ...
Dec 27, 2021 3:21 AM	KL McClellan, Katie Lynn	Invoice Dec 28, 2021	Afterschool 1/2 Price Friday (+4)	✓\$0	\$0 ...

After clicking tax statements - Change year to 2021 and click send email. The statement will be delivered to your inbox.



The image shows a modal dialog box titled "Tax Statement" with a close button (X) in the top right corner. The dialog contains the following text:

The tax statement will display a summary of charges and payments for the selected calendar year, press send email and a tax statement will be sent to the family parent's email addresses.

Note: a copy of the statement will be sent to the sender.

Below the text is a "SELECT YEAR" label and a dropdown menu currently showing "2018" with a downward arrow. At the bottom of the dialog is a blue button labeled "SEND EMAIL".

The background of the image shows a blurred view of a table with columns like "Clellan", "Invoice", and "No Charge".