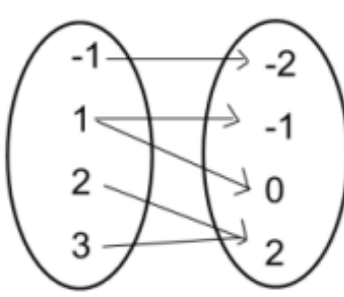
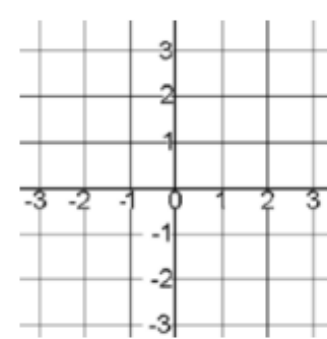
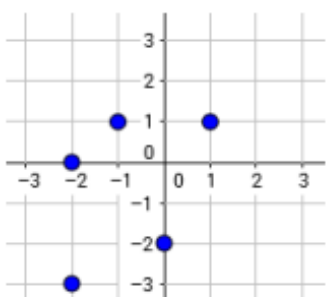
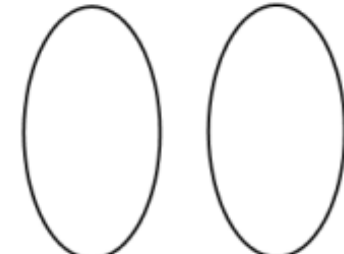
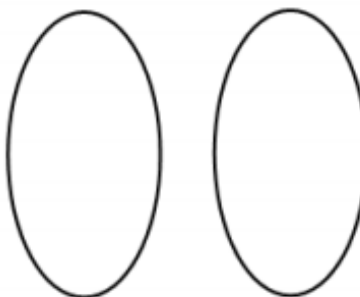
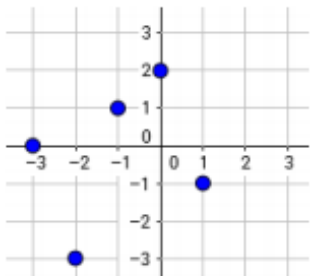
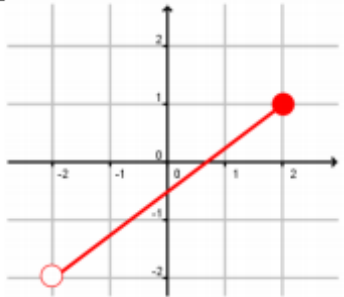
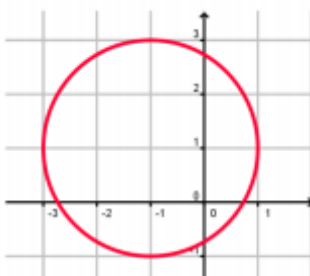
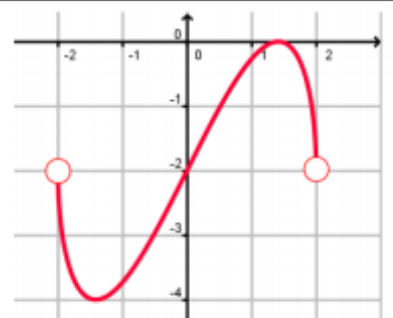


The following assignment can be finished on a separate sheet of paper and will be due the first day back to school from an AMI day. This assignment must be completed and turned in to receive credit of attendance for that day. We will be available to answer any questions via email, hasha@sccsd.k12.ar.us and mullinsj@sccsd.k12.ar.us from 8:00am to 3:25pm. Please be patient on responses, the weather may affect internet service and/or multiple students may be needing assistance at once.

<p>1] Rewrite the relation given in the mapping diagram as a scatterplot.</p>   <p>Is the relation also a function?</p>	<p>2] Rewrite the relation given in the scatter plot as a mapping diagram.</p>   <p>Is the relation also a function?</p>												
<p>3] Rewrite the relation given in the table as a mapping diagram.</p> <table border="1" style="display: inline-table; margin-right: 20px;"> <thead> <tr> <th>x</th> <th>y</th> </tr> </thead> <tbody> <tr><td>1</td><td>-2</td></tr> <tr><td>-3</td><td>-1</td></tr> <tr><td>1</td><td>0</td></tr> <tr><td>2</td><td>2</td></tr> <tr><td>0</td><td>3</td></tr> </tbody> </table>  <p>Is the relation also a function?</p>	x	y	1	-2	-3	-1	1	0	2	2	0	3	<p>4] Rewrite the relation given in the scatter plot as a <u>set</u> of ordered pairs (NOT a table).</p>  <p>Is the relation also a function?</p>
x	y												
1	-2												
-3	-1												
1	0												
2	2												
0	3												

Identify the domain and range, then determine if each graph shows a function or a relation only.

<p>5] </p> <p>Domain:</p> <p>Range:</p> <p>Function?</p>	<p>6] </p> <p>Domain:</p> <p>Range:</p> <p>Function?</p>	<p>7] </p> <p>Domain:</p> <p>Range:</p> <p>Function?</p>
---	---	---

8] $f = \{(10,7), (-2,4), (5,3), (4,10)\}$

Domain:

Range:

$f(10) =$

9]

Domain:

Range:

$f(-1) =$

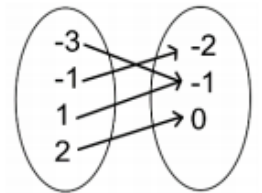
x	y
-3	3
-1	1
0	0
1	1

10]

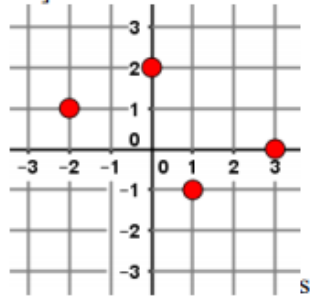
Domain:

Range:

$f(-3) =$



11]

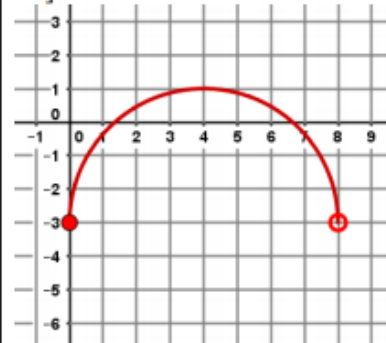


Domain:

Range:

$f(3) =$

12]

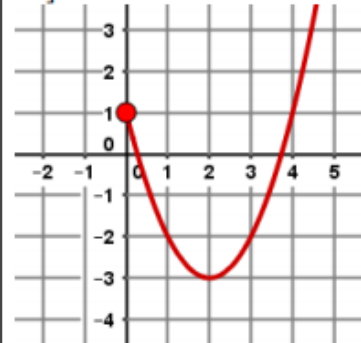


Domain:

Range:

$f(0) =$

13]

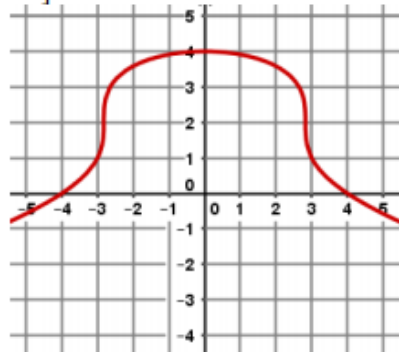


Domain:

Range:

$f(4) =$

14]

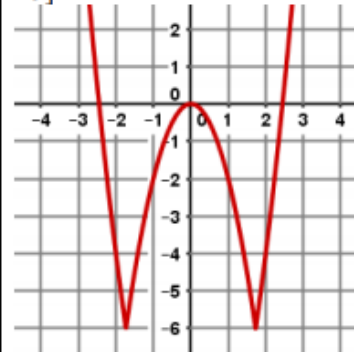


Domain:

Range:

$f(-3) =$

15]

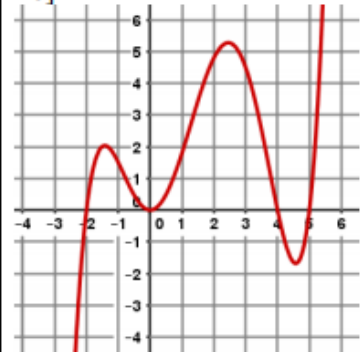


Domain:

Range:

$f(2) =$

16]



Domain:

Range:

$f(-2) =$