

# 2017-2018 Family Survey

## Bonham Independent School District

District:	Campus:	
Student Name:	Age:	2017-2018 Grade Level:

Dear Parents,



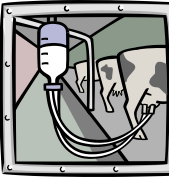





In order to better serve your children, our school district is helping the State of Texas identify students who may qualify to receive additional educational services.

**The information provided below will be kept confidential.** Please answer the following question and return this form to your child's school.

**Within the past 3 years have you moved from one city or state to another so that you or your family could work or look for work in agriculture or fishing?**

☐ **NO** (STOP here and return survey to your child's school.)

☐ **YES** (Please ☒ check all that apply below and fill out the information requested at the bottom of this form.)

 <p>Working with fruits, vegetables, soybeans, sunflower, cotton, wheat, grain, sugar beets, agricultural farms or ranches, fields &amp; vineyards</p> <p style="text-align: center;"><input type="checkbox"/></p>	 <p>Working in a cannery</p> <p style="text-align: center;"><input type="checkbox"/></p>	 <p>Working in a dairy farm</p> <p style="text-align: center;"><input type="checkbox"/></p>	 <p>Working in a fishery</p> <p style="text-align: center;"><input type="checkbox"/></p>	 <p>Working in a slaughter house</p> <p style="text-align: center;"><input type="checkbox"/></p>
 <p>Working on a poultry farm</p> <p style="text-align: center;"><input type="checkbox"/></p>	 <p>Working in a plant nursery, orchard, tree growing or harvesting</p> <p style="text-align: center;"><input type="checkbox"/></p>	 <p>Other similar work, please explain:</p> <p>_____</p> <p>_____</p>		

Please complete the following information: (Please print)		Best time to contact you: _____	
Parent/Guardian Name:	Home Address/Apt Name:	City:	Zip Code:
Telephone Number:	Mailing Address:	City:	Zip Code:
Home: _____			
Cellular/Work: _____			

**For School Use Only:** School Personnel, please follow district guidelines regarding survey. Program Contacts, please fax surveys with a "YES" response to Region 10 ESC at (972) 348-1413.