





STUDENT NAME: \_\_\_\_\_

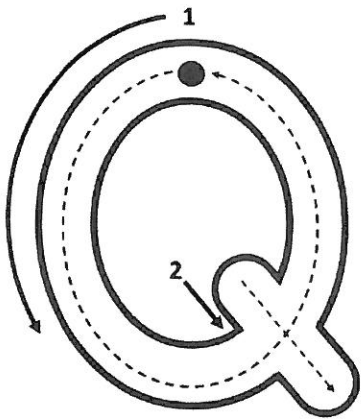
At Home Learning Schedule Week Eight (May 11-15)

**PARENTS/ GUARDIANS: Please mark a BIG X over each completed task. At the end of the week, use a cell phone to snap a photo of the page documenting the completed activities by day and send it to your child's teacher.**

Subject	Monday	Tuesday	Wednesday	Thursday	Friday
Literature  Take a family photo wearing this week's color: blue! Look for FB post to share, or send to your teacher.	Discuss uppercase and lowercase Q,q. Do the attached letter Q,q worksheet.	Discuss uppercase and lowercase R,r. Do one of the attached beginning sound sheets.	Find five things that start with Q at home. Do one of the attached beginning sound sheets.	Find five things that start with R at home. Do the attached letter R,r worksheet.	Practice making the letters Q,q and R,r with play-doh. Do one of the attached beginning sound sheets.
Math 	Count 1 to 30. Discuss sizes of objects, watch the following video: <a href="https://youtu.be/4EFLtiMTmk">https://youtu.be/4EFLtiMTmk</a>	Do one of the attached small/medium/ large worksheets.	Gather a group of your toys and sort them from smallest to largest.	Do one of the attached shortest to tallest worksheets.	Do one of the attached shortest to tallest worksheets.
Reading 	Read to your child for 10 minutes. What is this story about? (For an online read aloud try: <a href="https://youtu.be/ZtMDho5HMw">https://youtu.be/ZtMDho5HMw</a> )	Read to your child for 10 minutes. Have the child retell the story.	Before reading, discuss what the author and illustrator do. Read to your child for 10 minutes.	Read to your child for 10 minutes. Have your child predict what will happen in the story by looking at the pictures.	Read to your child for 10 minutes. Have the child draw a picture of their favorite part of the story. (For an online read aloud try: <a href="https://youtu.be/3MaRo_RzxSI">https://youtu.be/3MaRo_RzxSI</a> )
PE  *if possible, play outside for at least 15 minutes.	Boom Chicka Boom <a href="https://youtu.be/F2XVfTzeI8E">https://youtu.be/F2XVfTzeI8E</a> 5 Little Monkeys <a href="https://youtu.be/lxFOIayJR-s">https://youtu.be/lxFOIayJR-s</a>	Indoor Recess <a href="https://youtu.be/bAKFrLgx3f0">https://youtu.be/bAKFrLgx3f0</a>	Can't Touch This <a href="https://youtu.be/RbzcLzMPyIg">https://youtu.be/RbzcLzMPyIg</a> Slo-Mo Machine <a href="https://youtu.be/OBZ8uws1sEU">https://youtu.be/OBZ8uws1sEU</a>	Shake & Move <a href="https://youtu.be/15RUzkySseE">https://youtu.be/15RUzkySseE</a> Simon Says <a href="https://youtu.be/OkO8DaPIyXo">https://youtu.be/OkO8DaPIyXo</a>	Wiggle It <a href="https://youtu.be/dh-9k8XfLzY">https://youtu.be/dh-9k8XfLzY</a> You Are The Best <a href="https://youtu.be/EEOp-FaekSY">https://youtu.be/EEOp-FaekSY</a>

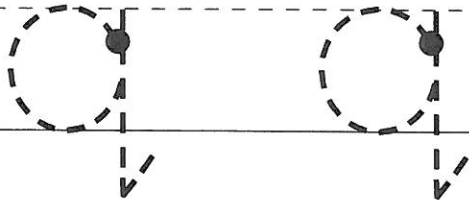
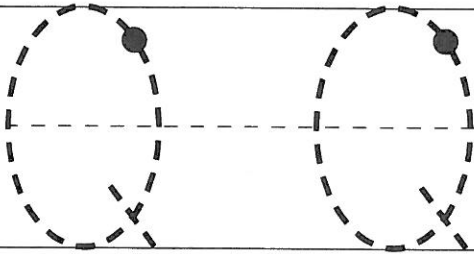
Name: \_\_\_\_\_

# Letter Review



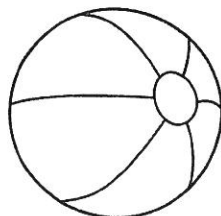



Find the letter

Q	F	Q	q
b	Q	q	k
q	h	q	Q
m	q	Q	E

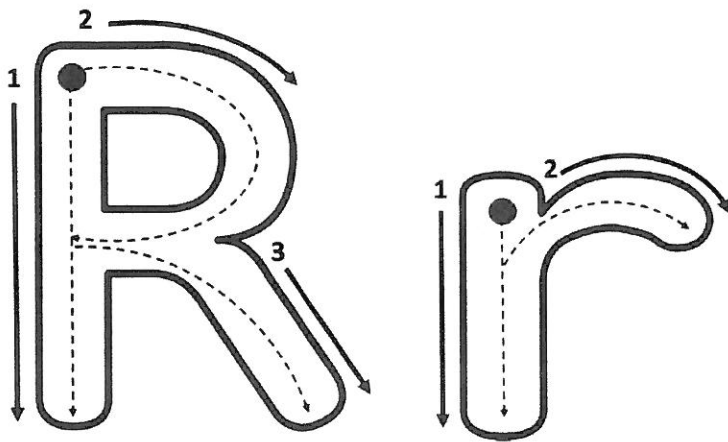


Color all the pictures with this letter sound.




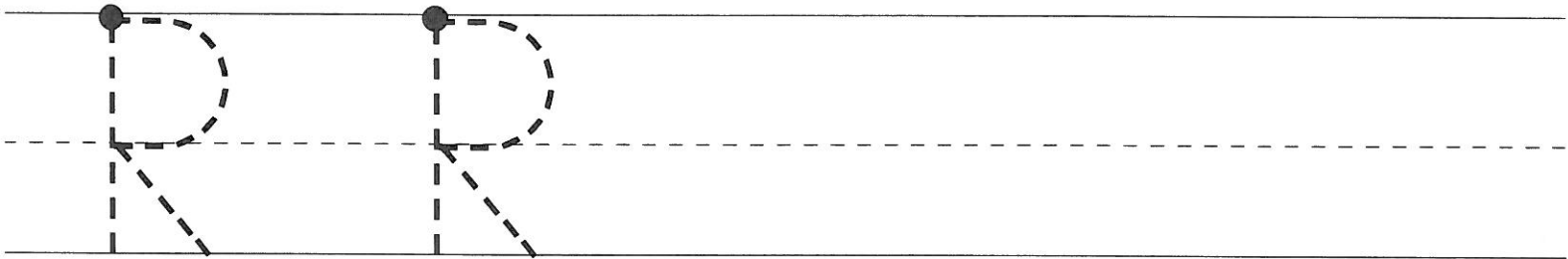
Name: \_\_\_\_\_

# Letter Review

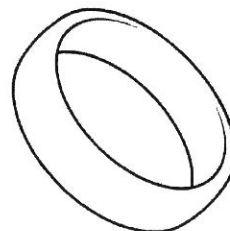

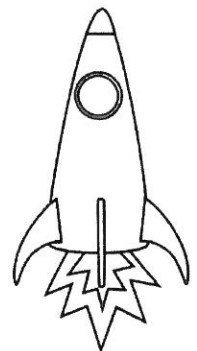





Find the letter

r	R	B	r
a	r	R	Z
M	R	r	R
R	O	t	r



Color all the pictures with this letter sound.



# Qq Highlight-a-Letter!

Highlight the letters Qq. Then trace and write the letters.

b	q	h	Q
Q	S	q	Q
A	l	j	q
Q	q	c	r

Q Q Q Q

q q q q

# Rr Highlight-a-Letter!

Highlight the letters Rr. Then trace and write the letters.

G	r	e	R
R	x	a	R
R	c	r	K
U	p	C	r

R R R

r r r

Name: \_\_\_\_\_



Kindergarten

Beginning sounds

# Beginning sounds

Directions: Say out loud what you see on the picture.


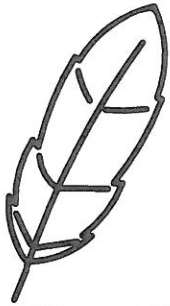
Cut and paste the beginning sound. Then write it at the beginning of each word.



\_\_\_\_\_

gg



\_\_\_\_\_



\_\_\_\_\_

eather



\_\_\_\_\_



\_\_\_\_\_

ift

\_\_\_\_\_



\_\_\_\_\_

ear

\_\_\_\_\_



e

h


f

g

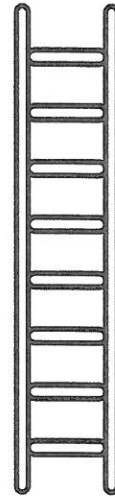
Name: \_\_\_\_\_

# Color my sound

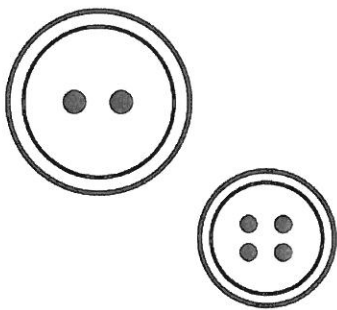
Directions: Color or dab the beginning sound of each picture.



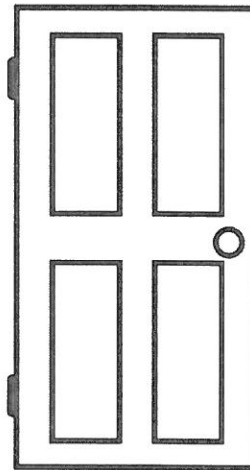
- B
- F
- N




- D
- C
- L




- D
- B
- P



- D
- H
- O



- W
- S
- U
















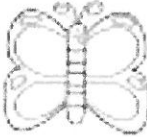






















- F
- R
- P

Name \_\_\_\_\_

# Beginning Sounds


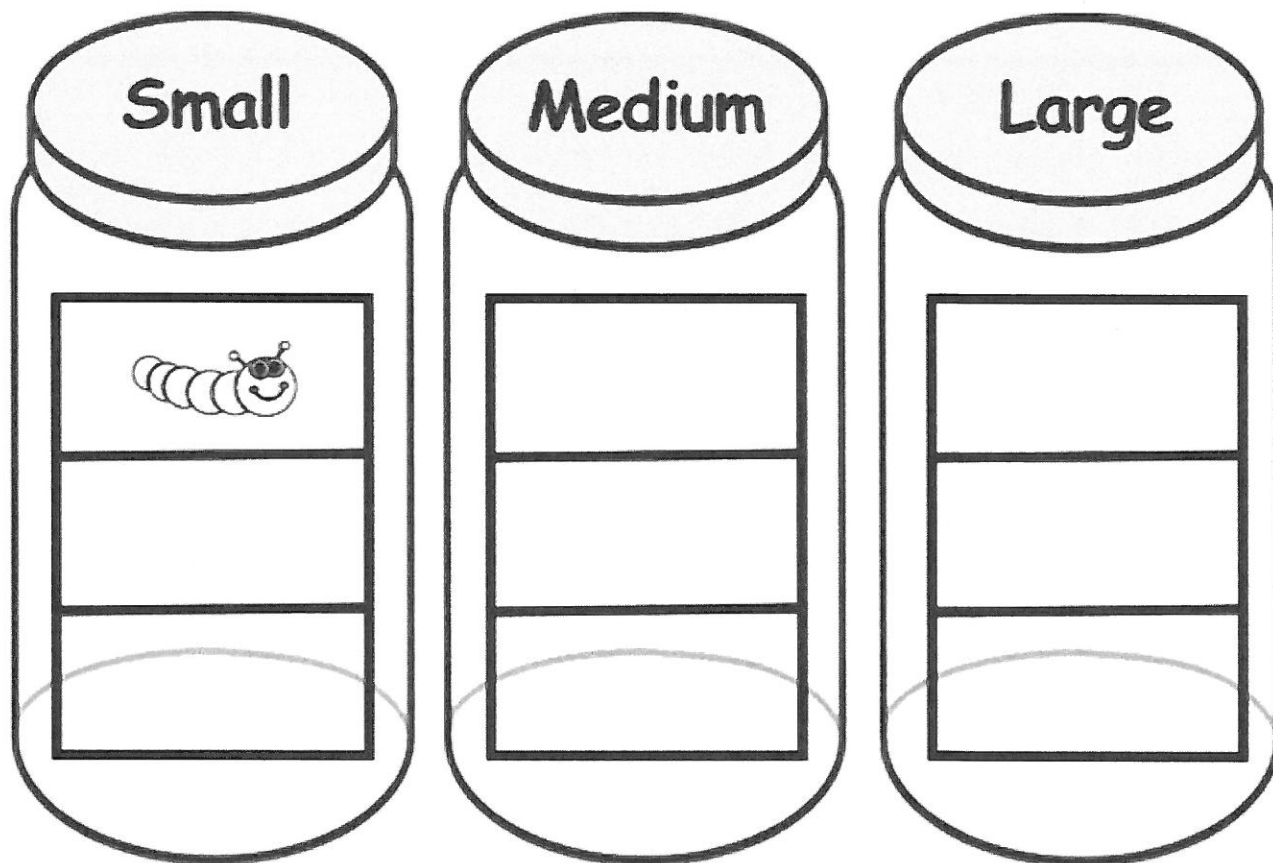
What is the beginning sound? Color it.

Name: \_\_\_\_\_ Date: \_\_\_\_\_

# Sorting by Size

Cut and paste the bugs in the correct jar.




Download Free Printables at: [www.freeprintableonline.com](http://www.freeprintableonline.com)

Name: \_\_\_\_\_

# Order by Size

Cut out the sunflowers and paste them in order from shortest to tallest.



# Tallest and Shortest

Circle the shortest thing in each row.

Draw an X on the tallest thing in each row.

