

PBS Arkansas Shows

Molly of Denali	Set in a rural Alaskan village and featuring the adventures of Molly, her family, and friends, MOLLY OF DENALI models the many ways that children can access and create informational text in their daily lives.
Odd Squad	The show focuses on two young agents who are part of the Odd Squad, an agency whose mission is to save the day whenever something unusual happens in their town.
Wild Kratts	Join the adventures of Chris and Martin Kratt as they encounter incredible wild animals, combining science education with fun and adventure as the duo travels to animal habitats around the globe.
Ready Jet Go	In READY JET GO!, Jet Propulsion and his family leave their home planet of Boltron 7 to pose as earthlings and experience the planet up close.
Let's Go Luna	LET'S GO LUNA! follows the adventures of three animal friends as they traverse the globe with their parents' traveling performance troupe.
Peg + Cat	What would it be like to wake up and find yourself in the middle of a math word problem?
Nature Cat	Fred, a house cat, dreams of exploring the great outdoors. Once his family leaves for the day, Fred transforms into NATURE CAT, "backyard explorer extraordinaire!"

Literacy Corner

Choose 3 to 5 literacy learning opportunities to practice your child's reading, writing and communication skills. Don't forget to grab a good book, snuggle up and read to or with your child daily.

- **Write a Story:** Choose your favorite show and write or draw a picture of the beginning, middle, and end of the show.
- **Sharing Fairly:** In *Peg+Cat* you learned about sharing fairly. Write three ways you can share fairly. Practice these with your family.

Beginning	Middle	End



- **Draw and Label:** Draw and label a picture of your family. Share ways you care for one another. Older students may describe family member features that are detailed in the picture.
- **Be the Teacher:** Teach a friend or sibling how to play a game. Explain the rules one step at a time. Take turns making up the rules. Draw a diagram to explain the steps and then play the game together.
- **Create a Vacation Advertisement:** Write about your favorite place to visit. Be sure to include information about the most important features that would make someone want to go there. Draw a picture to illustrate your writing.

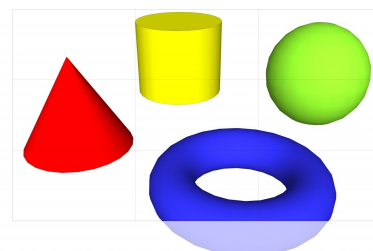
- **Retell:** After you watch any show this week, retell the story to a family member and draw a picture of your favorite part of the story.
- **Read:** Read *The Sounds Spring Brings* and answer the questions.
- **Read Aloud:** Pick a favorite book and read to someone in your home.
- **Make a List:** In a *Wild Kratts* episode, they shared about animals who are camouflaged to protect themselves. Make a list of animals and other things in nature that are camouflaged to stay safe.
- **FREE Choice:** Ask your child about his or her interests? Let them choose something to read, write or learn more about today.




Math Mania

Choose 2 to 4 math learning opportunities to build and reinforce counting, sorting, and developing number sense.

- **Shape Walk:** Go on a walk outside and play "I Spy" to locate shapes. Describe each shape by the number of sides, angles, length of sides, etc.
- **Pattern Dance:** In *Peg + Cat: The Doohickey Problem*, Richard made a dance using the pattern shake, shake, flap, flap, shake, shake, jump. Can you make a pattern dance? Can you teach it to someone else?
- **100's chart:** Fill out the 100's chart.
- **Skip Counting:** Practice counting by 10s, 5s, and 2s. If needed you may use your 100's chart and color in boxes. Challenge: Try and count by 3's.
- **Everyday Math:** Use regular home items to create 10 simple math problems. Example: If you have 3 apples, how many apples do you need to have 5 apples?
- **Making Doubles:** Pretend you have a magic pot like in *Peg + Cat: The Circus Problem*. Each time you put in an object, double the amount comes out. Double means twice as much. (Ex: You put in 2 pigs and 4 pigs come out.) What would happen if you put in 5 pigs? 10 pigs? 100 pigs? Explain what is happening. Use small objects to assist your child if needed to practice doubling.



to



- **Addition:** Play Addition War by dealing an entire deck of cards to two people. Each person turns over two cards and adds them together to find the sum. The player with the highest sum wins all four cards. Play until the deck is gone. Play again and turn over three cards.
- **Fair Share:** In *Peg + Cat: The Pirate Problem*, the pirates needed help learning share peaches. Can you share?
 - If you had 32 cookies to share with 8 friends and every friend got the same amount of cookies, how many cookies would each friend get? Explain your thinking to someone.
 - You have one candy bar and want to share it with a friend. How much of the candy bar will each of you get? How will it change if you share it with 3 friends? 4 friends?

THINK like a Scientist!

Choose at least 2 learning opportunities to practice observing, questioning, and reasoning skills.

- **Sun Protection:** In a *Wild Kratts* episode this week, we learned that a hippo creates a slimy covering that protects itself from getting a sunburn. Elephants cover themselves with dust and dirt to protect their skin from the sun. What are some other ways that animals protect themselves from the sun? Think of ways that you can protect your skin when you are in the sun. How do these ways resemble the hippo's and elephant's skin protection?



- **Gaze at the Moon:** The shape of the moon appears to change throughout the month. Ask an adult to create a grid on a piece of paper and record the shape of the moon each day. What patterns do you notice? What do you think causes this to occur?

- **Animals of all Kinds:** Draw and label 3 animals - one with fur, one with feathers, and one with scales.

- **Weather Chart:** Make a chart of the weather forecast in your area for the next week. Draw pictures of the weather for each day (sunny, cloudy, rainy) and write down the high and low temperature.

- **Reflection:** In *Ready Jet Go*, they explain why some asteroids are brighter than others by explaining how light is reflected off objects. Plan and conduct an investigation to determine the effect of placing objects made with different materials in the path of a beam of light. Do the objects reflect the light? Do the objects let the light pass through or do they prevent the light from passing through?



FUN ZONE

- ★ Get active with your family and create an obstacle course.
- ★ Start a puzzle and work on it together as a family.
- ★ Play a family game (Uno, Candy Land, Heads Up, Go Fish, etc.).
- ★ Make a masterpiece using art chalk, paint, crayons, etc.
- ★ Check out the PBS kids for games and activities for each show. <https://pbskids.org>



Hundreds Chart

					6				
						17			
	22								
									40
		53							
							68		
81									
								99	

The Sounds Spring Brings

Trickle, Trickle

Spring brings warmer weather. That weather melts any snow and ice left from winter. The melted water trickles through streams and rivers and into lakes and oceans. Trickling water is an important part of life for animals and plants.



NOAA



FWS

Chirp, Chirp

Spring brings baby birds. Baby birds usually hatch during the spring. The birds chirp loudly to their mothers and fathers. When baby birds are chirping, they seem to be saying, "Feed me!" They must be hungry

Whoosh, Whoosh

Spring brings whooshing winds. The wind blows clouds and kites in the sky. Wind also helps plants spread their seeds. When seeds land, they grow into new plants and flowers.

Buzz, Buzz

Spring brings new plants and flowers. Busy bees buzz from flower to flower to collect nectar. Nectar is a sweet liquid made by flowers. The buzzing bees collect nectar for food to eat.

Spring Senses

People have five senses: hearing, sight, smell, taste, and touch. We hear many sounds during spring. Our other senses also tell us about spring. The list below gives examples of the ways people use those senses in spring.

Hear

people clapping at a baseball game.

See

blooming flowers, such as tulips, in a field.

Smell

freshly cut green grass on a lawn.

Taste


yummy strawberries from a farm.

Touch

a chick's fluffy feathers.

Classify & Categorize Questions

1. The main idea of this passage is
 - A. many senses are used while at a baseball game.
 - B. there are many sounds of spring.
 - C. there are many chicks born during spring.
 - D. spring is really beautiful.
2. This passage is
 - A. a song.
 - B. fiction.
 - C. nonfiction.
 - D. a letter.
3. The following sounds are weather related
 - A. chirp and buzz.
 - B. whoosh and trickle.
 - C. trickle and buzz.
 - D. chirp and whoosh.
4. The following sounds come from living things
 - A. chirp and buzz.
 - B. trickle and buzz.
 - C. chirp and whoosh.
 - D. whoosh and trickle.
5. Which senses do you use when you are flying a kite?



Child's Name:

Teacher's Name:

Grade:

AMI PROGRESS REPORT- Self Reporting- April 13-17th

PBS Programming: Remember the tv shows are optional.

We were able to watch:

- ☐ 4 days
- ☐ 3 days
- ☐ 2 days
- ☐ 1 day
- ☐ Did not watch

Literacy Corner:

Mark the learning opportunities that your child completed:

- ☐ Write a Story
- ☐ Sharing Fairly
- ☐ Draw and Label
- ☐ Create a Vacation Advertisement
- ☐ Retell
- ☐ Read
- ☐ Make a List
- ☐ FREE Choice

Math Mania:

Mark the math learning opportunities your child completed:

- ☐ Shape Walk
- ☐ Pattern Dance
- ☐ 100's Chart
- ☐ Everyday Math
- ☐ Addition
- ☐ Fair Share

THINK like a Scientist!

Mark the learning opportunities your child completed:

- ☐ Sun Protection
- ☐ Gaze at the Moon
- ☐ Animals of all Kinds
- ☐ Reflection

Online Program: (optional)

Mark the learning program your child participated in:

- ☐ Lexia <https://www.lexiacore5.com/?SiteID=7241-7822-0636-2763>
- ☐ IXL
- ☐ Prodigy
- ☐ Other

Minutes completed _____

Upload, email, turn in 2 pieces of your child's work from the week that shows their progress in completing the learning opportunities in literacy, math or science to

bradleyc@clintonsd.org
crawfordk@clintonsd.org
gammilla@clintonsd.org

hudsond@clintonsd.org
reecee@clintonsd.org

