

GENOA CENTRAL SCHOOL DISTRICT

October 8, 2018

6:00 pm

REPORT TO THE PUBLIC

District Vision:

Establish, develop, and graduate our Dragons through the integration of dynamic learning.

District Slogan:

Genoa Central Dragons forging the future... where the spark begins, the flame endures and the fire rages on.

Enrollment By Grade Levels

	18-19	17-18	16-17
Pre-K	42	34	46
K	84	79	67
1	88	68	89
2	72	87	92
3	103	94	73
4	95	72	85
Campus Total With Pre-K	484	X	X
Campus Total Without Pre-K	442	400	406
5	76	100	87
6	107	84	103
7	90	101	92
8	104	93	83
Campus Total	377	378	365
9	92	87	89
10	89	90	97
11	87	99	99
12	88	97	88
Campus Total	356	373	373

STUDENT DEMOGRAPHICS

K-12			
Gender	Percentage	Race	Percentage
Females	45.74%	White	96.76%
Males	54.26%	Asian	0.09%
	100.0%	Hawaii/Pacific Islander	0.26%
		Black	0.17%
		Hispanic or Latino	1.28%
		Native American/Alaskan Native	0.17%
		Two or More Races	1.28%
		TOTAL	100%

STUDENT DEMOGRAPHICS

K-12		
District Curriculum		Percentage
Alternative Education	25	2.13%
Gifted & Talented	132	11.22%
504	84	7.14%
Special Education	83	7.07%
English Language Learners	6	0.05%

K-12		
District Home Language		Percentage
English	1145	99.48%
Pilipino; Filipino	1	0.09%
Italian	1	0.09%
Spanish	4	0.35%

ACCREDITATION STATUS

for 17-18 school year

Genoa Central School District - Accredited

Genoa Central Elementary - Accredited

Gary E. Cobb Middle School - Accredited

Genoa Central High School - Accredited

How do you get a school letter grade?
















Weighting

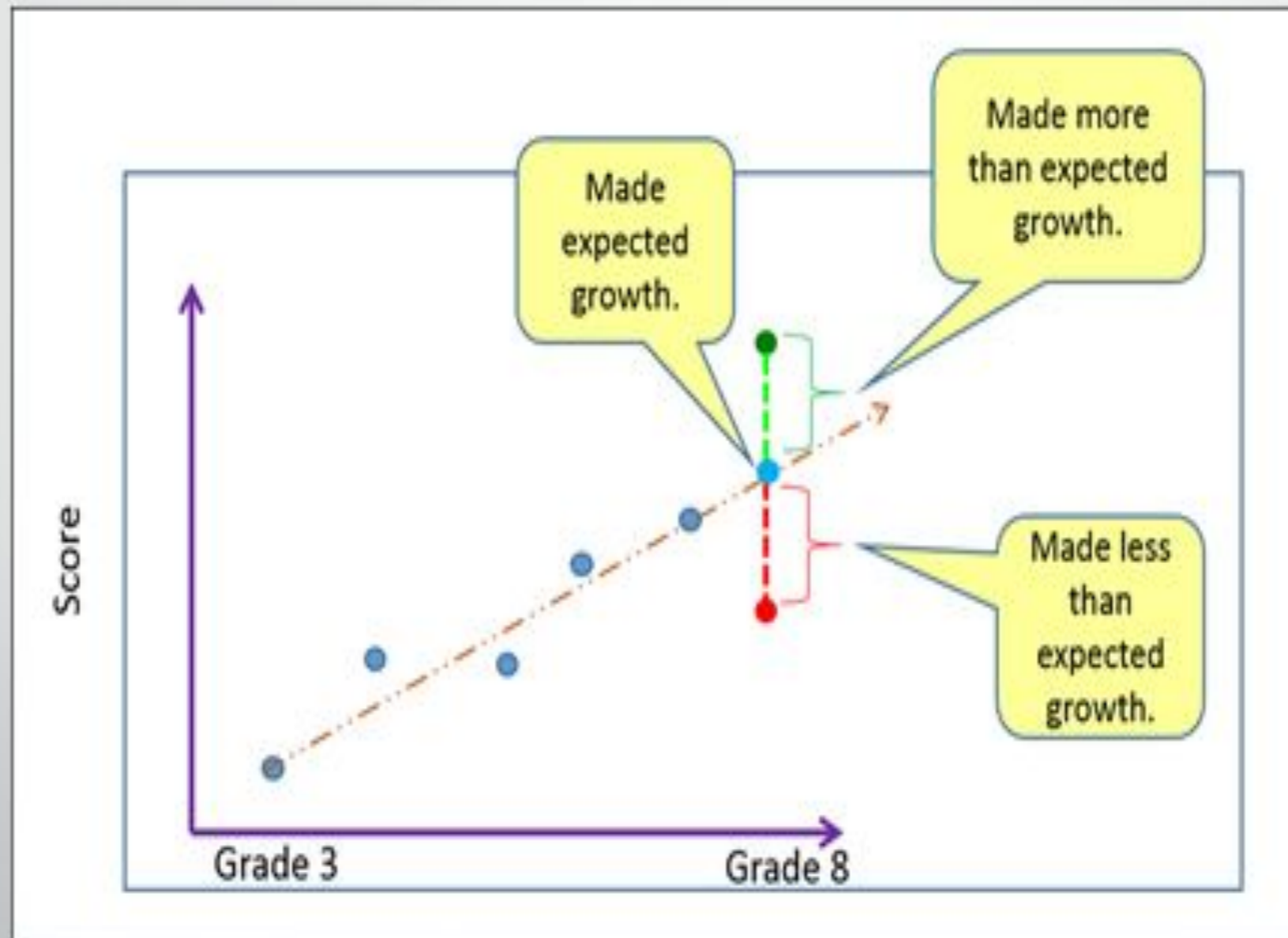
	K-5 & 6-8	9-12
Weighted Achievement	35%	35%
Growth	50%	35%
Graduation Rates		15%
SQSS	15%	15%



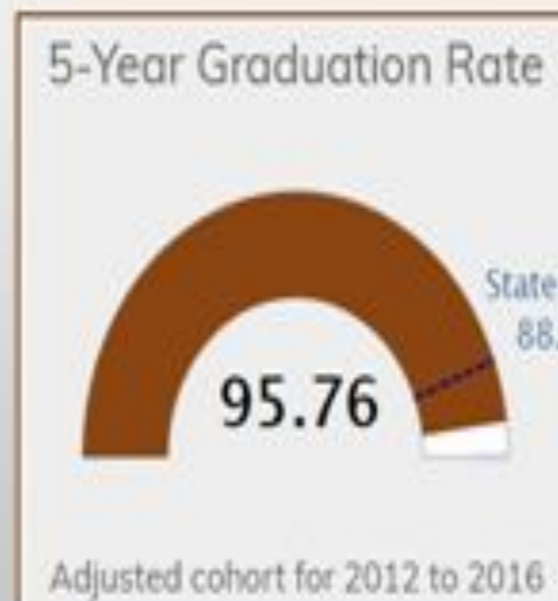
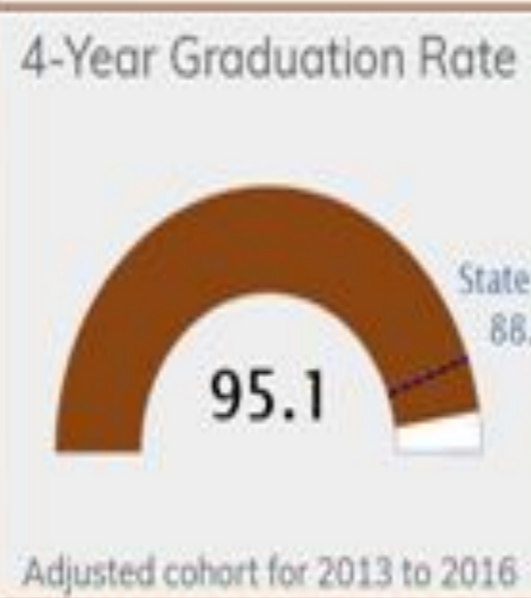
Weighted Achievement

In Need of Support/Level 1 (L1)	Close/Level 2 (L2)	Ready/Level 3 (L3)	Exceeding/Level 4 (L4)	How L4 Points Work: For #L4 ≤ #L1 point value /student = 1.0 For # L4 > # L1 point value /student = 1.25	Point Totals by Level	Total Points Earned	Total Possible Points (based on 1 point per student test)	Weighted Achievement (WA) Score: (Points Earned/Points Possible)*	Points Earned for Students Simply Meeting Ready/Exceeds*
Point Value/ Student = 0	Point Value/ Student = 0.5	Point Value/ Student = 1.0	Point Value/ Student = 1.0 or 1.25						
				#L1 ≥ #L4 so L4s count as 1.0	L1 = 0.0 L2 = 4.5 L3 = 5.0 L4 = 2.0	11.50	21	$(11.50/21) \cdot 100 = 54.76$	$(7/21) \cdot 100 = 33.33$
				#L1 = #L4 so L4s count as 1.0 L4 = 3 * 1.0 = 3	L1 = 0.0 L2 = 3.5 L3 = 8.0 L4 = 3.0	14.50	21	$(14.50/21) \cdot 100 = 69.00$	$(11/21) \cdot 100 = 52.38$
			 	L4 - L1 > L1 2 L4s count as 1.0 3 L4s count as 1.25 L4 = (2 * 1.0) + (3 * 1.25) = 5.75	L1 = 0.0 L2 = 3.5 L3 = 7.0 L4 = 5.75	16.25	21	$(16.25/21) \cdot 100 = 77.38$	$(12/21) \cdot 100 = 57.14$

Growth



Graduation Rate



SQSS (Fifth Indicator)

- Student engagement (chronic absenteeism)
- Science achievement
- Science growth
- Reading at or above grade level
- Meeting or exceeding state expectation of ACT composite score of 19
- Meeting or exceeding ACT readiness benchmark
- Grade point average of 2.8 or better on 4.0 scale
- Community service learning credits earned
- On-time credits
- Computer Science course credits earned
- Advanced Placement, International Baccalaureate, or Concurrent Credit (including ACE) credits earned



Elementary Vision:

Establish a positive environment for students' social and academic foundation.

GENOA CENTRAL ELEMENTARY

2017-2018 ACT Aspire Assessment			
Grade 3	School	State	National
English	89.9% (+)	73.50% (+)	72% (=)
Math	83.9% (+)	59.30% (+)	61% (+)
Science	48.4% (-)	38.60% (+)	39% (+)
Reading	52.7% (+)	37.80% (+)	40% (+)
ELA	53.8%	41.4%	

Grade 4	School	State	National
English	90.7% (=)	70.70% (+)	69% (-)
Math	86.7% (+)	52.50% (-)	57% (+)
Science	58.7% (-)	42.10% (-)	42% (+)
Reading	72.0% (+)	44.10% (+)	43% (+)
ELA	69.3	42.3%	

Elementary

State Accountability = 83.3

Public School Rating = A

Genoa Central Elementary School

Programs and Resources for School Improvement

- ▶ Literacy Instructional Facilitator to provide instructional support to the teachers.
- ▶ R.I.S.E (Reading Initiative for Student Success) to promote a positive reading culture.
- ▶ Accelerated Reader to increase reading proficiency being implemented in earlier grades.
- ▶ Student Recognition: Perfect Attendance, All A's and A-B honor roll.
- ▶ Weekly collaboration time for Professional Learning Communities to promote a more positive school culture.
- ▶ Typing Agent implemented in grades 1-4 to promote keyboard fluency.

Genoa Central Elementary School

Programs and Resources for School Improvement

- ▶ Use of Renaissance STAR 360 K-2 assessment to monitor student growth (Early Literacy, Reading, Math).
- ▶ Use of ACT Aspire Interim testing to monitor student growth in grades 3-4.
- ▶ Use of ACT Aspire classroom tests to give immediate feedback of student understanding in grades 3-4.
- ▶ Small group Reading Intervention pull out program.
- ▶ Monthly Wired Wednesday meetings to increase teacher knowledge and effective ways of teaching computer science standards and other areas of need.
- ▶ Technology Facilitator assist both teachers and students in and out of classroom

Gary E. Cobb Middle School Vision:

***Develop personal responsibility for
students' social and academic
progression.***

GARY E. COBB MIDDLE SCHOOL

2017-2018 ACT Aspire Assessment			
Grade 5	School	State	National
English	82.7% (-)	72.9% (+)	73% (=)
Math	58.2% (-)	50.0% (-)	52% (+)
Science	56.1% (+)	40.8% (-)	44% (+)
Reading	52% (+)	38% (+)	39% (-)
ELA	52%	40.8%	

Grade 6	School	State	National
English	74.1% (-)	73.1% (-)	73% (=)
Math	78.8% (+)	56.5% (-)	60% (+)
Science	55.3% (+)	45.9% (-)	48% (+)
Reading	48.2% (-)	45.1% (-)	47% (=)
ELA	44.7%	46.8%	

GARY E. COBB MIDDLE SCHOOL

2017-2018 ACT Aspire Assessment

Grade 7	School	State	National
English	87.9% (-)	78.7% (+)	77% (+)
Math	65.7% (-)	47.4% (-)	44% (+)
Science	50.5% (-)	42.9% (-)	42% (+)
Reading	50.5% (+)	39.8% (+)	42% (+)
ELA	52.5%	44.5%	

Grade 8	School	State	National
English	82.8% (-)	74.8% (+)	75% (+)
Math	67.8% (-)	46.4% (+)	39% (+)
Science	47.1% (-)	42.2% (+)	41% (-)
Reading	63.2% (-)	51.1% (+)	50% (+)
ELA	54%	48.1%	

Middle School

State Accountability = 74.57

Public School Rating = B

GARY E. COBB MIDDLE SCHOOL

Programs and Resources for School Improvement

- ▶ Literacy Instructional Facilitator to provide instructional support to the teachers.
- ▶ R.I.S.E (Reading Initiative for Student Success) to promote a positive reading culture.
- ▶ Accelerated Reader to increase reading proficiency
- ▶ Criterion to increase writing proficiency
- ▶ Co-teaching for Special Education classes
- ▶ Alternate Learning Environment
- ▶ Fifth Grade Academy to transition students from elementary school to middle school atmosphere.

GARY E. COBB MIDDLE SCHOOL

Programs and Resources for School Improvement

- ▶ Collaboration time for Professional Learning Communities monthly to promote Positive School Culture.
- ▶ Test Prep Math and Literacy classes once per week to increase achievement scores.
- ▶ Campus wide Literacy Plan to increase achievement scores especially in writing.
- ▶ Use of STAR testing to monitor student growth.
- ▶ Use of ACT Aspire classroom tests to give immediate feedback of student understanding.
- ▶ Capstone e-Reader books in Library
- ▶ Technology Facilitator assist both teachers and students in and out of classroom
- ▶ Student Recognition: Perfect Attendance, All A's and A-B honor roll.

Genoa Central High School

Vision:

***Graduate socially responsible citizens
ready for college or career.***

SUBJECT/GRADE	GCHS	STATE	NATIONAL
9TH GRADE ENGLISH	30% (-)	58.2% (+)	61% (=)
9TH GRADE MATH	63% (+)	33.7% (+)	36% (=)
9TH GRADE SCIENCE	71% (+)	32.8% (+)	34% (+)
9TH GRADE READING	47% (+)	38.1% (-)	44% (=)
9th Grade ELA	59%	44.0%	
10TH GRADE ENGLISH	45% (-)	59.8% (-)	63% (+)
10TH GRADE MATH	59% (+)	28.7% (+)	32% (=)
10TH GRADE SCIENCE	67% (+)	32.6% (-)	37% (+)
10TH GRADE READING	63% (+)	34% (-)	39% (+)
10th Grade ELA	38.6%	43.4%	

High School

State Accountability = 69.25

Public School Rating = B

GENOA CENTRAL HIGH SCHOOL

Programs and Resources for School Improvement

- ▶ Literacy Instructional Facilitator to provide instructional support to the teachers.
- ▶ Cohort 8 with Arkansas AIMS (English only)
- ▶ Technology Facilitator assist both teachers and students in and out of classroom
- ▶ Google Classroom
- ▶ Math, Literacy, Science, and DOK specialist from Hope Coop
- ▶ Critical Reading class to increase reading proficiency

GENOA CENTRAL HIGH SCHOOL

Programs and Resources for School Improvement

- ▶ Content Meetings monthly to help provide quality time to prepare in content areas
- ▶ Additional English teacher to focus on Reading.
- ▶ Use of Renaissance assessments to monitor student growth.
- ▶ Vertical Alignment to insure all standards are being addressed

GIFTED AND TALENTED



... up to five percent (5%) of the previous year's average daily membership, multiplied by fifteen hundredths (.15) times the base local revenue per student.

132

“the maximum total of identified gifted students for whom a full-time teacher of the gifted may provide direct services is 75” (Standard 8.0 Program Options).

GIFTED AND TALENTED



Chess

Duke TIP

Southwest Arkansas Regional Science Fair

AP Potential

Governor's School

High School Lesson Requests

Website

GT Enrichment "Home Create"

GIFTED AND TALENTED



Advanced Placement