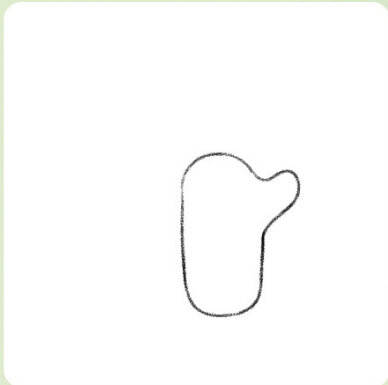



How to draw KEVIN from

IT'S NOT ALL Rainbows


By Jessika von Innerebner




Draw a fat pickle shape with a funny bump. It's crazy but stay with me.



Now give this fat pickle shape a shocked face. Yes!



Add some ears.




Next, Kevin needs some legs and hooves to trot around on.



It's time to get wild and draw Kevin's mane. Let your crayons loose and make it as cray-cray as possible.



And a tail, it should be just as wild.



**And finally a uni-horn, Kevin would
just be a simple horse without it.
How awkward.**