

Machinery Oil Analysis & Condition
Monitoring

**A Practical Guide to Sampling and
Analyzing Oil to Improve Equipment
Reliability**

Copyright © 2020 Mohammed Soliman

All rights reserved

By Mohammed Hamed Ahmed Soliman

ISBN-13: 979-8691140860

ASIN: B08K9XD22S

CONTENTS

Chapter 1	4
Introduction to Maintenance	4
Maintenance Policies and Strategies	4
Predictive Maintenance Techniques	5
Reliability KPIs	7
Why Using Condition Monitoring Programs (Predictive Maintenance)?	8
Other PdM Techniques and Comparison	10
Vibration VS Thermography VS Oil Analysis	12
Chapter 2	14
Introduction to Oil Analysis Definition and Procedures	14
Terminologies Involve in Lubricant Systems	17
Role and Types of Different Oil Additives	19
Chapter 3	26
Different Types of Oil Elemental Tests and Techniques Used	26
Elemental Analysis by ICP (Inductively Coupled Plasma)	26
Viscosity Test	28

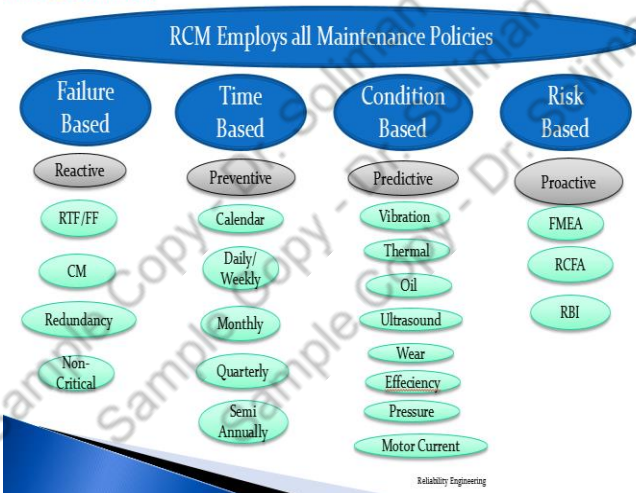
Water Tests	29
Oxidation Test.....	31
Chapter 4.....	36
Case Study: Analyzing Engine Oil	36
Chapter 5.....	41
Sampling Methods	41
Chapter 6.....	44
Vibration VS Oil Analysis.....	44
Chapter 7.....	47
Case Study: Turbine Oil Condition Monitoring	47
Chapter 8.....	60
Case Study: Oil Condition Monitoring for Electrical Components.....	60
Chapter 9.....	65
Oil Monitoring Systems and Devices	65
References.....	71
About the Author.....	73

CHAPTER 1

INTRODUCTION TO MAINTENANCE

Maintenance Policies and Strategies

Maintenance Policies

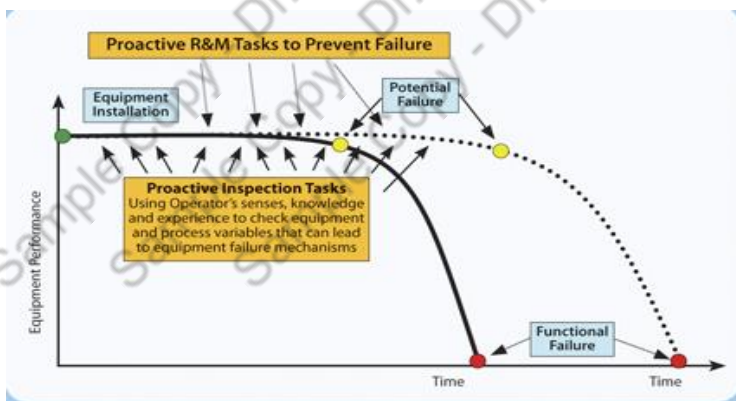


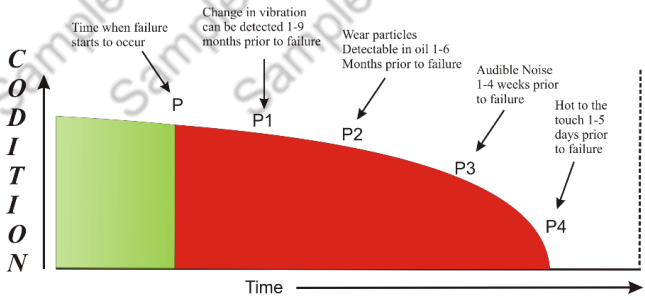
Reliability centered maintenance promotes the use of Predictive and Risk Maintenance policies for identified critical equipment

Predictive Maintenance Techniques

Predictive Maintenance Embraced by Plant Maintenance

Technique	Application	Pumps	Electric Motors	Diesel Generators	Condensers	Heavy Equipment/ Crane	Circuit Breakers	Valves	Heat Exchangers	Electrical Systems	Transformers	Tank Piping
VIB Analysis		•	•	•		•						
Oil Analysis		•	•	•		•						•
Wear Analysis		•	•	•		•						
IR Analysis		•	•	•	•	•	•	•	•	•	•	•
Ultrasound		•	•	•	•	•	•	•	•	•	•	•
Non-Destructive testing (Thickness)					•			•			•	
Visual Inspection		•	•	•	•	•	•	•	•	•	•	•
Motor Current Analysis			•									





Sample Copy - Dr. Soliman
 Sample Copy - Dr. Soliman
 Sample Copy - Dr. Soliman

Copy - Dr. Soliman
 Copy - Dr. Soliman
 Copy - Dr. Soliman

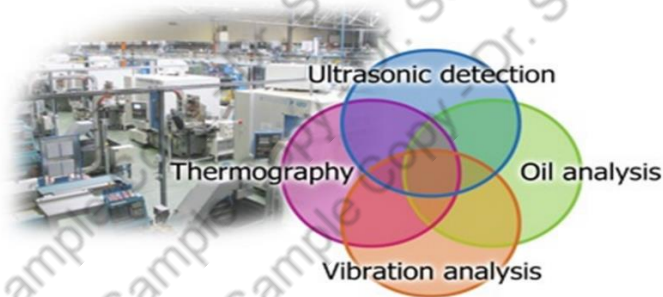
Reliability KPIs

KPI	Description
MTBF	Mean Time Between Failure
No of failures addressed by root cause analysis	>75%
Ratio of PM work orders to CM work orders generated by PdM inspection	
OEE (Overall Equipment Effectiveness)	Availability x Reliability x Quality (85%)
Percent of Faults Found in Predictive maintenance Survey (Vib, IR, UT, OA)	No of faults found/ No of devices checked (target <3%
Percent of equipment covered by condition monitoring	Target= 100%
Reliability of critical equipment	99%
Facility Availability	>98%
Availability of critical equipment	>98%
Percent emergency maintenance	<5%
Percent planned maintenance	90%

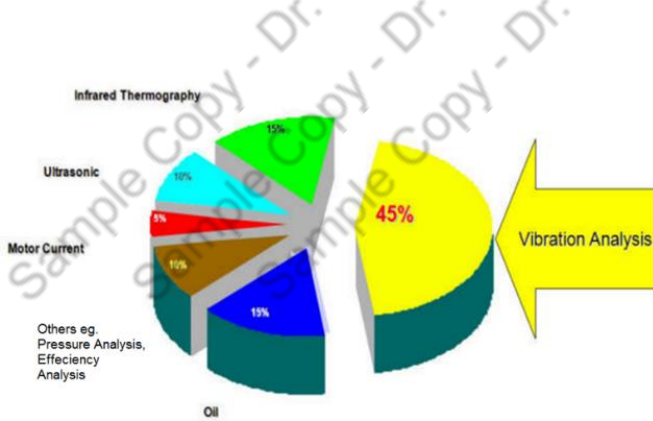
Why Using Condition Monitoring Programs (Predictive Maintenance)?

Benefits of setting up a Predictive Maintenance (PdM) program:

1. To detect what is out of the human sense.
2. To discover hidden failures.
3. To detect early failures & monitor the machine health condition.
4. To reduce Maintenance Costs.
5. As a useful tool to improve the machine reliability.



Four tools make up 85% of any PdM program




Vibration present 45% of PdM programs, oil present 15% but it can detect faults in equipment that vibration can't, e.g. electric transformers and hydraulic systems.



Equipment that fails in service can cost up to 10 times more to repair than the equipment repaired when predicted by condition monitoring.

Other PdM Techniques and Comparison



Notes:

Motor diagnosis = motor current analysis, and it's a technique involve intensive diagnosis of motor currents.

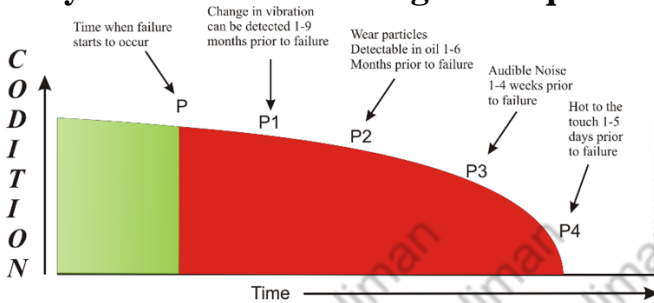
Oil Analysis involve Wear Particles Analysis for more intensive diagnosis about the sources of failure. For more information about the technique read the book: Machinery Oil Analysis and Condition Monitoring.

Thermography: involve thermal analysis using infrared camera. For more information about the technique, read the book: Industrial Applications of Infrared Thermography.

Ultrasound Analysis: is an acoustic method based on high frequencies measurement. For more information, read

the book: Ultrasound Analysis for Condition Monitoring.

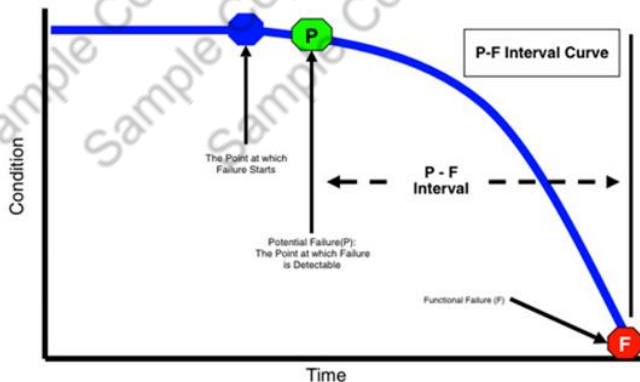
Why condition monitoring techniques?



Vibration VS Thermography VS Oil Analysis

Type of fault	Vibration	Temp	Oil
Out of balance	XXX	----	----
Misalignment	XXX	X	----
Damage of bearing	XXX	XX	X
Damage of gear box	XXX	X	XX
Belt problems	XX	----	----
Motor problems	XX	X	----
Mechanical looseness	XXX	X	X
Resonance	XXX	----	----

While oil analysis can't detect various faults like vibration, but it's a less expensive technique, and doesn't require intensive training and practice like vibration.



One of the most benefits of a condition monitoring program is to detect potential failures at early state.



Determine the PM Interval Using Reliability Data from PdM Programs.

CHAPTER 2

INTRODUCTION TO OIL ANALYSIS DEFINITION AND PROCEDURES

Oil analysis involves sampling and analyzing oil for various properties and materials that indicate wear and contamination in an engine, transmission or hydraulic system.

Oil Analysis is the use of various laboratory tests to monitor lubricant health, equipment health and contamination.

Oil analysis (OA) is the sampling and laboratory analysis of a lubricant's properties, suspended contaminants, and wear debris. OA is performed during routine preventive maintenance to provide meaningful and accurate information on lubricant and machine condition.

Oil Analysis as a Part of Predictive Maintenance Programs PdM

Oil analysis technique utilize 15% of condition monitoring programs. Oil analysis

is a long-term program that, where relevant, can eventually be more predictive than any of the other technologies. It can take years for a plant's oil program to reach this level of sophistication and effectiveness.

Analytical techniques performed on oil samples can be classified in two categories:

- Used Oil Analysis
- Wear Particles Analysis

Used oil analysis determines the condition of the lubricant itself, determines the quality of the lubricant, and checks its suitability for continued use. While **Wear Particles Analysis** determine the source of the wear by analyzing the metal contents. For example, spotting which sprocket inside gearbox is wearing.