

WHITEPAPER



# Modernizing Enterprise QA

## Bridging Legacy Systems with Agile Automation

A strategic framework for scalable, future-ready test automation in complex, hybrid IT environments

**Kavita Jadhav**

July 2025

# Engineering Future-Ready Test Automation Framework for Hybrid Enterprise Architectures

A comprehensive guide to architecting a modular, maintainable, and CI/CD-ready Java-Selenium framework using the Page Object Model (POM). Designed for complex, high-demand enterprise environments, this framework supports both legacy systems and modern applications with scalable, future-proof automation.



**Author:** Kavita Jadhav



**Published:** July 2025

## Executive Summary

Enterprise QA organizations are increasingly challenged to support systems that span **legacy architectures**, **cloud-native services**, and rapidly evolving **business requirements**. Ensuring quality across such diverse landscapes requires more than incremental test automation—it demands a **strategic, scalable, and future-ready approach**.

This whitepaper provides a **practical blueprint for QA transformation**, guiding organizations in engineering or evolving an **enterprise-grade test automation framework** that delivers:

- **Speed** in software delivery
- **Resilience** against rapid changes
- **Measurable quality** across the SDLC

The proposed framework supports **full-stack automation**—covering **UI, API, databases, batch jobs, and integrations**—while accommodating both **legacy platforms** and **modern applications**.

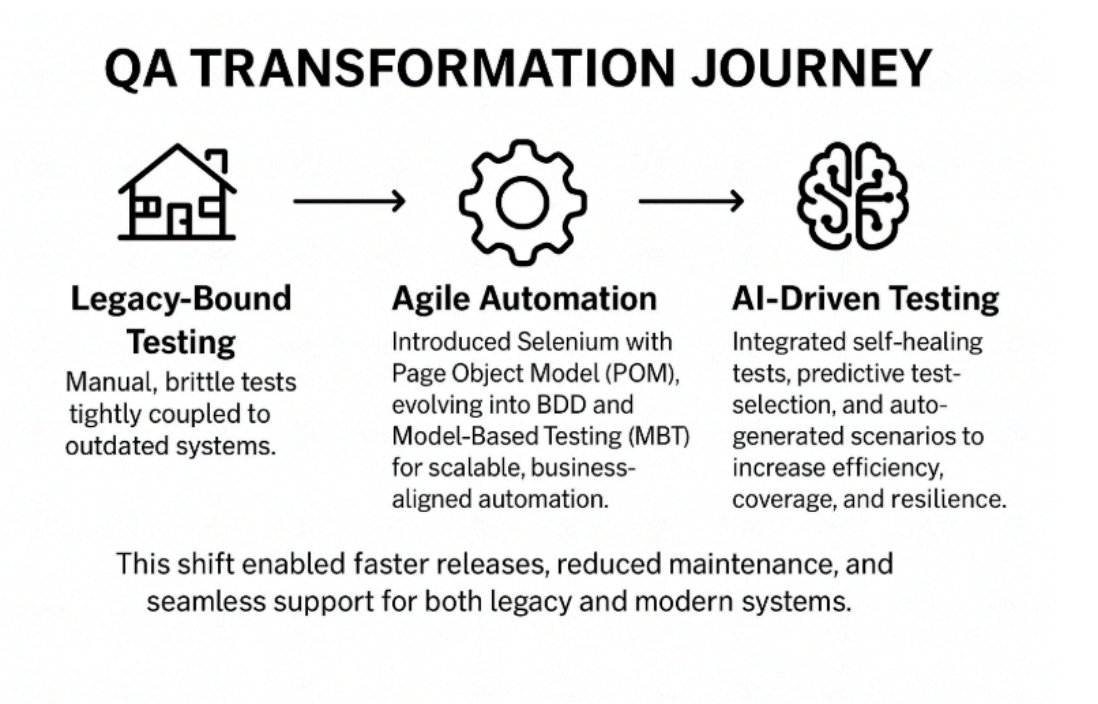
## Case Study: Modernizing Enterprise QA: Bridging Legacy Systems with Agile Automation

Traditional testing approaches—often manual, siloed, or tool-constrained—struggle to keep pace with the speed and complexity of today’s software ecosystems.

The QA transformation journey progressed in three key phases:

- **Legacy-Bound Testing:** Manual, brittle tests tightly coupled to outdated systems.
- **Agile Automation:** Introduced Selenium with Page Object Model (POM), evolving into BDD and Model-Based Testing (MBT) for scalable, business-aligned automation.
- **AI-Driven Testing:** Integrated self-healing tests, predictive test selection, and auto-generated scenarios to increase efficiency, coverage, and resilience.

The result: faster releases, higher test coverage, and reduced QA maintenance costs and seamless support for both legacy and modern systems—without disrupting mission-critical legacy operations.



© 2025 Kavita Jadhav. All rights reserved.

**This article focuses on the QA transformation journey in hybrid enterprise environments**—where legacy systems coexist with modern, cloud-native architectures.

Within a large-scale enterprise setting, a scalable, end-to-end test automation framework was engineered to support comprehensive testing across UI, API, database, and configuration

© 2025, Kavita Jadhav, K11 Software Solutions. All rights reserved.

layers. The framework was designed with extensibility and resilience in mind, enabling seamless integration into CI/CD pipelines and **supporting both legacy platforms and modern, distributed applications**.

The framework was built with extensibility and resilience at its core, enabling seamless CI/CD integration and sustainable automation practices. Leveraging open, modular technologies, it supports SOAP and RESTful service testing, UI interaction automation, and backend data verification—ensuring consistent and precise validation across platforms.

By abstracting execution logic into reusable components, the framework promotes maintainability, cross-team collaboration, and faster onboarding. Its hybrid capability empowers teams to validate critical workflows across heterogeneous environments—bridging legacy monoliths and modern microservices.

This framework has since been adopted as an enterprise-wide standard, unifying test automation practices, reducing duplication, and accelerating delivery cycles across teams and projects.

## **Future-Proof Learning**

While AI will increasingly handle much of the framework coding in the future, this article is designed to serve as a foundational guide for learning the **principles, structure, and architecture** behind a scalable, POM-based Selenium test automation framework. It walks you from **fundamentals to advanced features**, covers **API testing integration**, and showcases how to design for **framework extensibility** — a crucial skill when working alongside or enhancing AI-generated code.

By understanding the “why” behind each layer and decision, you’ll be better equipped to **collaborate with AI tools**, adapt frameworks to new systems, and contribute meaningfully to test engineering strategies in evolving enterprise environments.

As AI continues to evolve in test generation, validation, and maintenance, this framework lays the groundwork to integrate AI tools for: Predictive test case generation, Smart data provisioning, Self-healing locators

This article presents a practical, step-by-step approach to building a Selenium-based test automation framework from the ground up — **designed specifically for enterprise-grade**

**challenges.** Whether you're starting fresh or evolving an existing setup, this guide will help you construct a solution that supports:

- **Comprehensive end-to-end testing** by combining UI automation with API validations, database assertions, and dynamic data provisioning from files, services, or database queries.
- **Modular, POM-based architecture** to promote clean separation of concerns, maximize code reuse, maintainability, and team collaboration
- **Flexible test execution across environments** via external config files and runtime flags, with support for dynamic data generation to ensure stateless, isolated, and repeatable test runs.
- **Robust test data management** supporting static datasets (Excel, JSON), dynamic data generation, and runtime data injection via APIs or direct database queries.
- **Cross-browser and cross-platform support**, with scalable parallel and distributed test execution — locally, on VMs, or via cloud-based grids.
- **Seamless CI/CD integration** with Jenkins, GitHub Actions, GitLab, and cloud services like Sauce Labs for continuous, automated execution.
- **Integrated logging and structured reporting** using tools like ExtentReports or Allure, with step-level traceability, failure screenshots, and optional email delivery.
- **Extensibility** to support validations beyond UI and API — covering DB, file systems (e.g., email, PDFs, FTP), localization, accessibility, and performance testing

**In this whitepaper, we explore the foundational layers of a future-proof test automation framework**—including driver management, configuration and test data handling, Page Object Model (POM) architecture, utility libraries, test script design strategies, test suite management, execution models, error handling, logging, reporting, and DevOps integration.

The objective is to present a practical blueprint for engineering or evolving a scalable, enterprise-grade automation solution—one that enables speed, resilience, and measurable quality across the software delivery lifecycle. This approach ensures robust support for both legacy platforms and modern applications within hybrid enterprise environments.



## Getting Started with Java-Based End-to-End Test Automation

A comprehensive guide to designing, implementing, and scaling a **resilient, maintainable, and CI/CD-ready test automation framework** for complex enterprise applications.

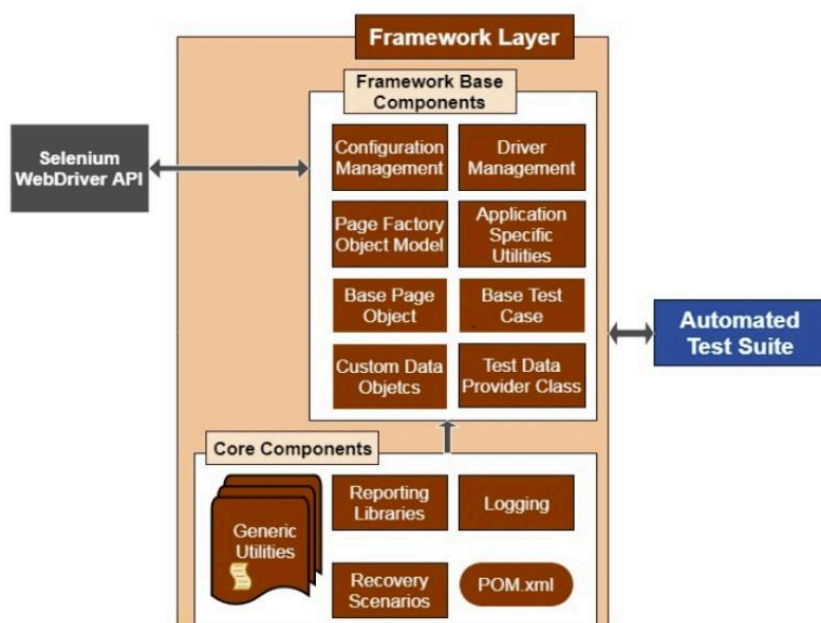
This Java-based test automation framework is built to support **end-to-end test automation**, providing the following capabilities out-of-the-box:

- **✓ Browser-Based UI Testing** using Selenium WebDriver
- **✓ Mobile App Testing** using **Appium** for Android and iOS platforms
- **✓ SOAP Services Testing** via **SAAJ** (SOAP with Attachments API for Java)
- **✓ RESTful API Testing** using **REST-assured**
- **✓ Database Validation** through **JDBC** and custom data verification utilities
- **✓ Test Data Management** using **Excel**, **JSON**, **DB queries**, and **dynamic data generation**
- **✓ Environment-Specific Configuration** through **.properties**, **.yaml**, or **.json** files with runtime parameterization
- **✓ Structured Reporting & Logging** using **ExtentReports**, **Log4j/SLF4J**, with screenshot capture and email support
- **✓ CI/CD Integration** with **Jenkins**, **GitHub Actions**, **GitLab**, and cloud grids (e.g., **Sauce Labs**) for automated test execution
- **✓ Batch Job Testing** through **REST API endpoints** and **Java-based file validations**
- **✓ File-Based Testing Support** including **FTP**, **mail server** checks, and advanced file parsing
- **✓ Advanced Reporting Extensions** via integration with **JIRA**, custom dashboards, and analytics tools for traceability and quality insights

Built on standard, open-source libraries, the framework is **extensible** and can easily be enhanced to support additional testing needs, including **file-based validations**, **email assertions**, or **third-party system integrations**.



## Architecture Blueprint: Selenium Java Framework Using Page Object Model (POM)



Architecture Blueprint for a Selenium Java Framework Utilizing Page Object Model (POM)

© 2024 Kavita Jadhav, K11 Software Solutions. All rights reserved.

## Framework Blueprint Overview

This blueprint aims to deliver a **modular**, **scalable**, and **maintainable** test automation framework architecture designed with industry-standard tools and best practices. It is structured around:

- **Java** as the core programming language
- **Selenium WebDriver** for browser-based UI automation

© 2025, Kavita Jadhav, K11 Software Solutions. All rights reserved.

- **TestNG** for test execution, configuration, and reporting
- **Page Object Model (POM)** for clean separation between UI elements and test logic
- A suite of supporting utilities for configuration management, logging, data handling, and reporting

## **Core Stack: Java + Selenium + TestNG + POM**

One of the most stable and widely adopted combinations in the test automation landscape is:




### **Java + Selenium WebDriver + TestNG + Page Object Model (POM)**

#### **Why Choose This Stack?**





- **Java** is strongly typed, mature, and widely adopted in enterprise-level test automation projects. It offers robust tooling (like Maven/Gradle, IntelliJ) and broad community support.
- **Selenium WebDriver** enables powerful, flexible browser automation across multiple browsers and platforms.
- **TestNG** adds rich test orchestration features like grouping, data-driven testing, parallel execution, and customizable reporting.
- **Page Object Model (POM)** promotes high maintainability by separating UI locators and page interactions from test logic. This design pattern helps scale automation efforts without creating brittle tests.

#### **Extensibility: Can Be Extended to a Full-Stack Automation Framework**

This core stack is a **strong foundation** that can be extended into a **full-stack test automation framework**, including:

-  **API Testing** using RestAssured or HTTP clients
-  **Database Validation** via JDBC or ORM layers
-  **Service Virtualization** and mocks for isolated component testing



-  **CI/CD Integration** with Jenkins, GitHub Actions, or GitLab CI
-  **Reporting Tools** like Allure, ExtentReports, or custom dashboards
-  **Test Data Management** using JSON, Excel, or dynamic data providers
-  **Behavior-Driven Development (BDD)** via Cucumber for bridging business and technical teams





With proper architecture, this stack can evolve into a **comprehensive full-stack QA solution** covering UI, API, database, and integration layers — suitable for microservices, monoliths, or hybrid systems.

## What is a Fullstack Automation Framework?

A **fullstack automation framework** expands beyond traditional UI testing by integrating multiple testing layers—**web**, **mobile**, and **API**—into a unified structure. It often blends concepts from:

- **Data-driven testing** (using external data sources like Excel/JSON)
- **Keyword-driven design** (via reusable action methods)
- **Modular and layered architecture** (clear separation of concerns)

## Key Benefits of This Approach

-  **Reusability**: Common actions and page methods are reusable across multiple tests.
-  **Modularity**: Test logic, UI locators, and data are organized in dedicated components.
-  **Scalability**: Easily expand to support more test cases, environments, and platforms.
-  **Maintainability**: Centralized configurations and abstraction layers reduce the impact of application changes.

## Architectural Components of the Framework

### Framework Base Components (Foundation Layer)

These components form the foundation of the test automation framework and ensure structured, consistent test execution:

- **Configuration Management** – Loads settings like browser type, URLs, and timeouts from external files.
- **Driver Management** – Initializes and manages WebDriver sessions (local/Grid/cloud).
- **Page Factory Object Model** – Implements the Page Object Model using [@FindBy](#) annotations for clean UI interaction.
- **Base Page & Test Case** – Common superclasses for pages and tests that provide shared setup, teardown, and utility methods.
- **Application Utilities** – App-specific helper functions (e.g., login, navigation).
- **Custom Data Objects** – Java objects to model test data or API payloads.
- **Test Data Provider Class** – Supplies test data from Excel, JSON, or databases for data-driven testing.

### Core Components (Execution Support)

These modules power reusability, logging, and error recovery:

- **Generic Utilities** – Common functions for waits, screenshots, and file handling.
- **Reporting Libraries** – Generates execution reports (e.g., ExtentReports, Allure).
- **Logging** – Captures test logs using Log4j or SLF4J.
- **Recovery Scenarios** – Handles retries, cleanup, and failure recovery.
- **POM.xml** – Maven configuration file for dependency and build management.



## Framework Architecture Overview

This test automation framework is built on a **layered, modular design**, ensuring **maintainability, reusability, and scalability** across complex enterprise environments.

This automation framework is designed with enterprise-level flexibility, modularity, and scalability. It is structured into clearly defined logical layers that address everything from browser and API automation to recovery, CI/CD integration, and test data management. These layers work together to deliver robust and maintainable test automation across platforms and technologies.

### 1 Framework Layer — The Foundation

Contains all reusable and foundational components, such as driver initialization, configuration loading, page object structure, and test data providers.

### 2 Utility Classes — Powering Reusability

Provides a library of modular helper classes like waits, data readers, API clients, DB utilities, locators, and email utilities.

### 3 Automated Test Suite — The Execution Brain

Houses the actual test logic. Built for modularity, it supports POM, dynamic data, configuration-based execution, test grouping, and DSL-driven readability.

### 4 Test Execution — Anywhere, Anytime

Supports local, remote, Dockerized, and cloud execution — headless or distributed. Includes retry logic, unattended runs, data cleanup utilities, and platform coverage.

#### **5 CI/CD Integration — Automating the Pipeline**

Plugs into Jenkins, GitHub Actions, Maven, and Artifactory to ensure smooth build-triggered execution and dependency handling.

#### **6 Error Handling and Recovery Scenarios — Making the Framework Resilient**

Implements centralized exception handling, retry mechanisms, recovery workflows, and fail-safe teardown across all test types.

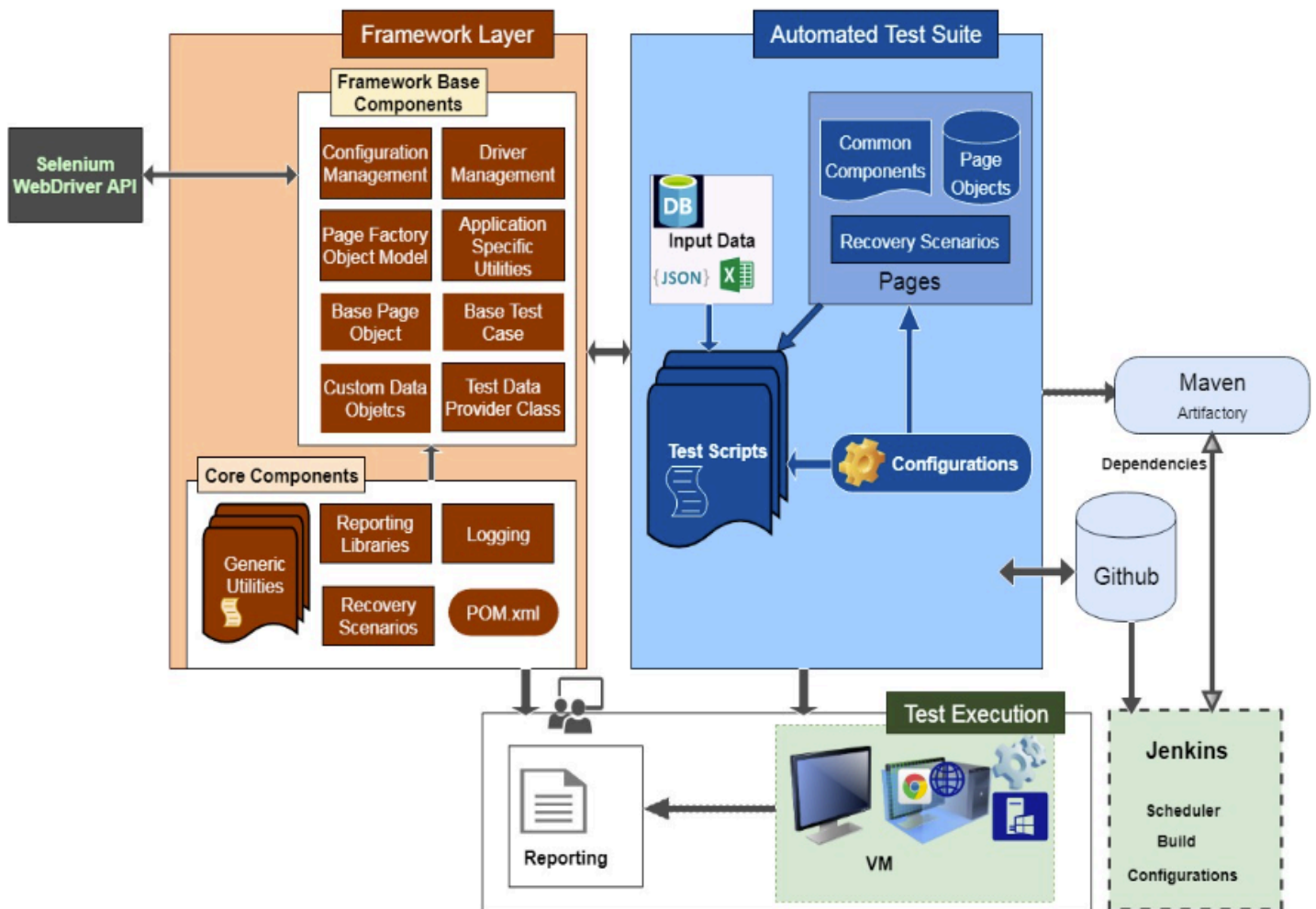
#### **7 Logging and Reporting — Know What Happened, Instantly**

Generates rich HTML reports, logs step-by-step actions, captures screenshots on failure, and notifies teams via email with execution summaries.

#### **8 Framework Capabilities & Extensibility**

Summarizes the framework's core strengths, including support for Web, Mobile, SOAP, and REST API testing, as well as database validation; dynamic configuration and test data handling; cloud and DevOps readiness; and extensibility for file-based validations (local or FTP), email workflows, microservices, localization, accessibility, and performance testing.

## 🔍 Understanding the Framework Components



### End-to-End Test Automation Infrastructure with Java and Selenium

Designed for Agile teams. Optimized for both legacy and modern enterprise systems.

© 2024, Kavita Jadhav, K11 Software Solutions. All rights reserved.

To ensure scalability, maintainability, and ease of collaboration, the test automation framework is built around a set of well-structured components. Each component serves a specific purpose and encapsulates responsibilities ranging from environment configuration and reusable utilities

© 2025, Kavita Jadhav, K11 Software Solutions. All rights reserved.

to test execution and CI/CD integration. Below is a breakdown of each core component and its role within the overall framework architecture.

---

## 1 Framework Layer — The Foundation

This is the heart of the framework and contains all reusable and foundational components.

- ◆ Driver Management

This component is responsible for launching and managing browser instances. It handles different browser types like Chrome, Firefox, and Edge, and supports running locally or on Selenium Grid.

- ◆ Configuration Management

Loads and manages configurations from `.properties`, `.yaml`, or `.json` files. It lets you switch between environments (e.g., QA, Staging, Production) seamlessly.

- ◆ Page Factory Object Model

Implements the Page Object Model using Selenium's `@FindBy` annotations. This improves maintainability and reduces code duplication.

- ◆ Base Test Case

Acts as the parent class for all test scripts. It contains setup and teardown logic, and can integrate with listeners, reporting, and retry mechanisms.

- ◆ Base Page class

Includes common browser actions like clicking, typing, scrolling, waiting, etc., which are inherited by all page-specific classes.



- ◆ Test Data Provider Class

Reads data from external sources like Excel, JSON, or databases and feeds it into your test methods using TestNG's `@DataProvider`.

- ◆ Custom Data Objects

POJOs (Plain Old Java Objects) that represent structured data (e.g., login credentials, user profiles), making data handling clean and consistent.

---

## ② Utility Classes — Powering Reusability

Utility classes form the backbone of any scalable automation framework. They encapsulate reusable logic and helper methods, reducing duplication, improving test readability, and enabling faster development. These classes abstract low-level operations — allowing test developers to focus on business logic, not boilerplate code.

These utilities **decouple infrastructure logic** from test implementation, making your framework cleaner, more maintainable, and significantly more scalable.

- **WaitUtils**: Fluent, implicit, and explicit waits.
- **FileUtils**: JSON, Excel, text file I/O.
- **BrowserUtils**: Tab switching, scrolling, screenshots.
- **LocatorUtils**: Centralized locator handling for maintainable POM design.
- **AssertionUtils**: Soft assertions, custom validations.
- **DBUtils**: SQL/NoSQL DB interaction for setup and validation.
- **RESTUtils**: Fluent REST API utilities (based on REST Assured).
- **SOAPUtils**: SAAJ-based utilities for SOAP requests. Encapsulates SAAJ message building, sending, and parsing.
- **EmailUtils**: Sends execution reports or logs via email using SMTP configuration.

These utility classes **extend the test framework's versatility**, enabling it to cover **non-functional scenarios, cross-system validations**, and complex backend operations — all with minimal code duplication and maximum maintainability.

---

### ③ Automated Test Suite — The Execution Brain

This layer forms the core of how and where your actual test cases live and execute. It's structured to support modular test development, flexible data handling, and powerful orchestration. The suite combines best practices in **design patterns**, **test maintainability**, and **scalability** to ensure high-quality, reusable, and dynamic automation coverage.

#### ♦ Purpose of This Layer

The Automated Test Suite is responsible for:

- Executing real-world user workflows
- Validating end-to-end behavior across systems (UI, API, DB)
- Driving different test strategies (smoke, regression, data-driven, etc.)
- Supporting parallelism, tagging, and test group management
- Isolating business logic from implementation logic (via POM + DSL)

#### ♦ Key Capabilities and Structure

##### Modular Test Scripts

Tests are broken down by feature or business function (e.g., `LoginTests`, `EnrollmentTests`, `ClaimsTests`)

Each test class:

- Extends a **Base Test Case** (with common setup/teardown)
- Uses reusable **Page Objects** and **Test Utilities**
- Adheres to naming and documentation standards

##### Page Object Model (POM)

- Promotes clean separation of test logic from page structure
- Uses `@FindBy` or dynamic locators for elements
- Encourages reuse and improves maintenance with centralized element control

## Data-Driven Testing

- Uses `@DataProvider` or external sources like Excel, JSON, or databases
- Dynamically feeds input values for scalable test coverage
- Supports positive/negative/edge-case scenario generation from the same test

## Dynamic Data Generation

i) Automatically generates:

- Unique emails, usernames
- Randomized test IDs
- Future/past dates and timestamps

ii) Ensures test independence and minimizes the need for data resets.

iii) Prevents collisions, stale data issues, and test duplication

**iv) Supports API-based data provisioning:**

- Calls backend APIs to create or seed users, tokens, appointments, etc.
- Helps simulate real-world, authenticated scenarios

**v) Supports DB query-based data retrieval:**

- Fetches valid or existing data (e.g., active user ID, product SKUs)
- Used for preconditions that rely on live system state or reusable entities

vi) Dynamically injects test data into `@DataProvider` or directly in test setup

## Test Configuration, Dynamic Data Values & Context-Specific Test Properties

- Loads configs from `.properties`, `.yaml`, or `.json`
- Environment (QA, UAT, Prod) selected via command line or CI parameters
- Enables role-based user profiles and region-specific behaviors
- Injects values like `base.url`, `browser`, `feature.toggle`, and user credentials at runtime

## Command-Line & CI Parameters

Tests can be triggered with dynamic values using:

- `-Denv=staging -Dgroup=smoke -Dbrowser=edge`
- TestNG XML parameters
- Jenkins/GitHub Actions build params

Ensures flexible automation aligned with pipeline strategies

## Test Organization & Grouping

Logically grouped by:

- **Business modules** (e.g., Enrollment, Billing, Support)
- **Test types** (e.g., Smoke, Regression, E2E, API)
- **Tags or groups** (`@Test(groups = {"sanity", "api"})`)

Promotes maintainability and selective execution

## Test Case Standards

- Naming:  
`verifyUserCanEnrollWithValidDetails(), shouldRejectExpiredToken()`
- Assertions are focused and purposeful
- Includes logs, soft assertions, and context-relevant failure messages
- No hard-coded data or environment values

## Locator Strategy

- Centralized in `LocatorUtils` or Page Classes
- Uses descriptive keys and selector strategies: `By.id`, `By.xpath`, `By.cssSelector`
- Ensures ease of maintenance when UI changes occur

## Domain-Specific Language (DSL)

- DSL-style methods make tests readable like a business spec:

```
EnrollmentPage.startEnrollmentFor("John Doe")
    .selectPlan("Silver PPO")
    .addDependent("Jane", "Doe", "Daughter")
    .uploadRequiredDocuments()
    .reviewAndSubmitApplication();
```

- Abstracts technical steps behind meaningful, business-focused actions
- Improves readability for non-technical stakeholders

### Test Suite Management

- Organizes test cases into logical **test suites** using TestNG XML or JUnit categories.
- Supports **tagging, grouping, prioritization, and parallelization**.
- Easily extensible for: **SOAP/REST API testing, Database validations, File-based verification, Email or PDF validations**

#### ◆ Benefits of a Well-Structured Test Suite

- Easy onboarding for new team members
- Fast debugging and root cause isolation
- High test reusability across environments and pipelines
- Cleaner CI/CD integration and selective test triggering
- Business-aligned test coverage that maps to user journeys

---

## 4 Test Execution — Anywhere, Anytime

This layer ensures your tests are designed to execute flexibly and reliably across a wide variety of environments — locally, remotely, or in CI/CD pipelines — with built-in resilience, logging, and cleanup mechanisms.

### Execution Modes Supported

- **Sequential & Parallel Execution:** Supported via TestNG's **parallel tag**, Orchestrated across **Selenium Grid**, **virtual machines (VMs)**, **cloud platforms like Sauce Labs**, and **Docker-based grids**
- **Headless Mode** for fast, UI-less execution in CI environments
- **Dockerized Test Runs** using Docker Compose or containers per browser
- **Distributed Testing** via Selenium Grid or cloud labs for scalability
- **Dynamic Configuration** through CLI arguments, Jenkins variables, or YAML/property files

## Supported Execution Environments

- **Local Execution:** On developer machines for debugging
- **VM-based Testing:** Isolated test VMs for reproducibility
- **Docker Containers:** Repeatable, infrastructure-as-code test environments
- **Cloud Platforms:** Seamless testing on **BrowserStack**, **Sauce Labs**, **LambdaTest**, etc.

## Unattended Execution and Recovery

- **Auto-recovery logic** handles intermittent failures such as stale elements, timeout errors, or network drops
- **Fail-safe cleanup** ensures browsers and services always close properly
- **Retry logic** built into TestNG or custom framework listeners
- Enables fully unattended regression runs in CI — even when tests encounter errors

## Test Sequencing

- Supports **dependent tests** with TestNG annotations like `dependsOnMethods` or `dependsOnGroups`
- Allows **pre-test setup flows** (like creating a test user via API) and **post-test teardown flows** (like logging out or cleaning session data)
- Ensures correct ordering for end-to-end scenarios with shared state or prerequisites

## Test Data Reset / Cleanup Utility

- Automatically resets or restores data changes after test execution



- Can roll back DB transactions or delete test records via SQL or API
- Promotes test isolation and prevents data pollution
- Useful in long-running pipelines to maintain clean baseline

### Logging for Faster Debugging

- **Detailed execution logs** are captured at runtime
- **Context-aware messages**, including timestamps, test names, and key events
- Highlights **DOM snapshots, API calls, and DB queries** in logs
- Enables root-cause analysis to be quick and precise

### Full Cross-Platform Coverage

- Run tests on Windows, macOS, Linux
- Support for multiple browsers, including Chrome, Firefox, Edge, Safari, and mobile web via Appium
- Execution context is **fully driven by config**, command-line flags, or CI variables

This execution layer enables your framework to scale horizontally, integrate deeply with DevOps infrastructure, and support both **agile debugging** and **enterprise-scale regression** with consistency and reliability.

---

## 5 CI/CD Integration — Automating the Pipeline

Modern automation frameworks must be designed to plug effortlessly into Continuous Integration and Continuous Deployment (CI/CD) pipelines. This integration ensures that tests are executed **automatically, consistently, and efficiently** across various environments, reducing manual overhead and catching issues early in the development cycle.

### Jenkins

- Triggers tests automatically on every commit or on schedule
- Supports parameterized builds and branching strategies

- Publishes test reports and logs

#### GitHub

- Houses test code and framework
- Integrates with Jenkins or GitHub Actions

#### Maven

- Handles dependencies like Selenium, TestNG, Apache POI, Jackson
- Defines build lifecycle with pom.xml

#### Artifactory/Nexus

- Stores shared libraries or custom JARs for reuse



#### Benefits of CI/CD Integration

- Enables **fully automated regression testing** after every code change
- Supports **early bug detection** with quick feedback loops
- Helps teams **shift-left** by running tests in dev or staging pipelines
- Delivers **stable, repeatable test runs** across environments (QA, UAT, PROD)
- **Improves release confidence** by embedding tests directly into deployment workflows

---

## 6 Error Handling and Recovery Scenarios — Making the Framework Resilient

In any robust test automation framework, **resilience is critical**. Failures due to flaky environments, unstable network responses, UI timing issues, or external service outages should not compromise the integrity of the entire suite. This layer ensures stability through **structured error handling, automatic recovery, and fail-safe cleanup mechanisms** — enabling fully unattended, reliable test execution.

- ◆ **Error Handling**
    - Centralized exception management using try-catch blocks and **TestNG listeners**
    - Implements **custom exception classes** like `AutomationError`, `TestDataException` for domain-specific failures
    - Integrates with logging and reporting to capture stack traces, test context, and recovery paths
    - Ensures meaningful messages and graceful exits for broken tests
  
  - ◆ **Auto-Retry Mechanism**
    - Retries failed test cases based on configurable thresholds
    - Managed via `RetryAnalyzer` or TestNG's `IRetryAnalyzer` interface
    - Avoids false negatives from transient or third-party failures (e.g., network delays)
  
  - ◆ **Conditional Recovery Logic**
    - **Conditional re-navigation, re-login, or page refresh for known flaky flows**
    - **Fallback test steps** built into utility methods for resilience
  
  - ◆ **Fail-Safe Cleanup**
    - Ensures browsers, drivers, DB sessions, and file handles are closed in all scenarios
    - `@AfterMethod` and `@AfterSuite` hooks are designed to handle both passed and failed executions
  
  - ◆ **CI Pipeline Stability**
    - Isolates unstable tests using tags or parallel-execution rules
    - Designed to minimize CI build flakiness and ensure actionable reporting
-

## 7 Logging and Reporting — Know What Happened, Instantly



### HTML Reporting with ExtentReports or Allure

- Step-by-step logs
- Screenshots for failed tests
- Environment metadata
- Categorized test outcomes (Pass/Fail/Skip)

### Logging with Log4j/SLF4J

- Logs actions, errors, and debug data
- Helps diagnose failed executions quickly

### Screenshot Integration

- Captured automatically for failed steps
- Included in reports and email



### Email Reporting — Stay Informed

At the end of execution, the framework sends a detailed report via email to stakeholders.

#### Features:

- Summary of total passed/failed/skipped tests
- Attached HTML report
- Execution time, environment, and user details
- Optionally compress and send logs/screenshots

Implemented via **JavaMail API** or libraries like **Apache Commons Email**, this runs in the `@AfterSuite` hook or Jenkins post-build action.

---

## 8 Framework Capabilities & Extensibility — Built to Scale and Adapt

A scalable enterprise-grade automation framework must support a wide range of testing types, integration points, and runtime environments while remaining modular and maintainable. This section outlines the key functional areas that make the framework robust, extensible, and CI/CD-ready.

A scalable test automation framework must provide a consistent, reliable set of features to support robust and maintainable test coverage across systems and platforms.

### ♦ Web UI Testing (Selenium Integration)

Provides robust, cross-browser UI automation using the Selenium WebDriver framework forming the foundation of the front-end validation layer.

- Automates functional and regression testing of web applications across **Chrome, Firefox, Edge, and Safari**
- Built on **Page Object Model (POM)** and **Page Factory** for maintainable, reusable UI components
- Seamlessly integrates with utility libraries such as: **WaitUtils** for synchronization, **LocatorUtils** for centralized element handling, **AssertionUtils** for validations
- Supports **parallel test execution** via TestNG and **distributed runs** on Selenium Grid
- Enables **headless browser execution** (Chrome, Firefox) for optimized CI/CD pipeline performance
- Integrated with reporting tools like **ExtentReports** and **Allure** for visual test feedback
- Designed to work in tandem with API, database, or backend validations as part of full-stack automation

### ♦ SOAP Service Testing (SAAJ Integration)

If you're working with **SOAP services** in Java and want to integrate it into your automation or service testing framework, the **SAAJ API (SOAP with Attachments API for Java)** is a lightweight and standards-compliant way to handle it.

Using Java SAAJ gives you full control over the structure and headers of SOAP messages, making it ideal for: Legacy enterprise integrations, Banking/insurance SOAP APIs, Contract validation (WSDL-based)

You can **build a modular SOAP test automation framework** using **Java SAAJ**, integrating it seamlessly with your existing structure (Selenium, TestNG, Maven, CI/CD, etc.).

You can use this alongside your Selenium test suite. For example:

- Use **API to create test data via SOAP** and Run **UI validation using Selenium**
- Chain **login via SOAP** and proceed with **UI**

This framework enables SOAP-based web service testing using Java's native **SAAJ API**, ideal for legacy enterprise systems.

- Full control over SOAP envelopes, headers, and payloads
- Supports WSDL-based contract validation and security headers
- Handles attachments for document-based services
- Easily integrates with TestNG and existing Selenium or API tests
- CI/CD compatible and useful for hybrid test flows (e.g., SOAP login + UI validation)

#### ♦ REST API Testing (REST Assured Integration)

REST API testing is built into the framework using REST Assured, with added abstraction for maintainability and scalability.

- **Base API test class** to manage setup, base URIs, and common headers
- **APIUtil-** for reusable request methods (GET, POST, etc.) and payload handling
- **Validator: AssertionUtils** for validating status codes, response bodies, and headers
- **Parallel request support** for simulating concurrent API usage
- **Request filters** for logging, retries, and tracing
- **Data-driven testing** using JSON, Excel, or DB
- **Hybrid API+UI tests** supported for end-to-end workflows



- Fully integrated into **CI/CD** with unified **reporting**

#### ◆ Test Data Management

Centralized, dynamic, and flexible test data handling across the framework.

- Supports reading data from **JSON**, **Excel**, **CSV**, databases, or APIs
- Enables **context-aware data provisioning** (by environment, role, or region)
- Dynamic runtime generation of data like emails, UUIDs, dates, and test IDs
- API or DB calls used to **seed or fetch** live data for preconditions
- Test data conditioning and cleanup handled via SQL scripts or service hooks
- Ensures **test isolation** and reduces flakiness by avoiding stale or reused data

#### ◆ Extensibility

The framework is built to be easily extendable — accommodating new technologies, tools, and test targets as enterprise systems evolve.

- **Database Validations:** Connect to SQL/NoSQL DBs for precondition setup, post-test verification, or data cleanup
  - **File-Based Checks:** Validate PDFs, emails, CSVs, and FTP-uploaded files
  - **Microservices Support:** Adaptable for event-driven and service-mesh architectures
  - **Localization & i18n:** Parameterized tests for language, region, and locale variations
  - **Performance Hooks:** Supports baseline performance checkpoints during regression runs
  - **Custom Utilities:** Plug in reusable validators, message parsers, test data generators, or third-party tools (e.g., JIRA, TestRail)
-



## Final Thoughts

As testing evolves, so must the frameworks that support it. This document has walked you through building a **scalable, enterprise-grade test automation framework**—one that aligns with real-world delivery pipelines, system complexity, and DevOps demands.

More than just implementation, this framework represents a mindset:

- Thinking modularly.
- Planning for extensibility.
- Enabling collaboration.
- Automating with purpose.

As we step into an era where **AI-enhanced testing** becomes the standard, this foundation equips you to adapt and scale with confidence.

---

## About the Author

### Kavita Jadhav

Kavita is a test automation lead, architect, and QA strategist with over a decade of hands-on experience building robust automation frameworks across Web, Desktop, API, and database layers. A certified Java programmer, she began her journey in Windows application packaging and evolved into a full-stack automation expert, delivering solutions in banking, insurance, trading, and SaaS industries. Her work bridges the gap between enterprise test engineering and real-world system complexity.

Her core expertise spans Java, Selenium, and full-stack test automation using open-source technologies. She specializes in designing scalable, maintainable frameworks and actively contributes to the QA community through open-source initiatives, technical publications, and hands-on workshops.

### Contact

For inquiries, collaboration opportunities, or detailed discussions around enterprise test automation, service-oriented frameworks, CI/CD integration, and scalable quality engineering practices:

Contact: | [Gmail](#) | [LinkedIn](#) | [GitHub](#) |







|

---

## Future Vision

This framework is not just a point-in-time solution—it's designed to evolve. With the rise of **AI in software testing**, this architecture is well-positioned to integrate with:

-  AI-driven test case generation
-  Self-healing selectors
-  Smart assertions and test prioritization
-  Autonomous test maintenance pipelines

By keeping things modular, maintainable, and extensible, it's built to scale as technology advances.