



M JHUNJHUNWALA & ASSOCIATES
CHARTERED ACCOUNTANTS

A: 9, WESTON STREET,
SIDDHA WESTON
UNIT NO 318, 3RD FLOOR
KOLKATA-700013


CUG: 033 4600 5893
FAX: 033 4600 5893

Email: m_jhunjhunwala_associates@outlook.in

To
The Board of Directors
Mandya Finance Company Limited

1. We have reviewed the unaudited financial results of **Mandya Finance Company Limited** ("the Company") for the quarter and half year ended 30th September, 2023, which are included in the accompanying Statement of unaudited financial results for the quarter and half year ended 30th September, 2023, the statement of profit and Loss for the Period, the statement of assets and liabilities as on that date and the statement of cash flows for the half year ended on that date ("the Statement").
2. This statement has been prepared by the Company pursuant to Regulation 33 of the Securities and Exchange Board of India (Listing Obligations and Disclosure Requirements) Regulations, 2015 (the "Listing Regulations, 2015"), which has been initialed by us for identification purposes. This Statement, which is the responsibility of the Company's management and has been approved by the Board of Directors, has been prepared in accordance with the recognition and measurement principles laid down in the Indian Accounting Standard 34 "Interim Financial Reporting" ("Ind AS 34"), as prescribed under section 133 of the Companies Act, 2013 read with relevant rules issued thereunder and other accounting principles generally accepted in India.
3. We conducted our review in accordance with the Standard on Review Engagement (SRE) 2410, "Review of Interim Financial Information performed by the Independent Auditor of the Entity" issued by the Institute of Chartered Accountants of India. This standard requires that we plan and perform the review to obtain moderate assurance as to whether the Statement is free of material misstatement.
4. A review is limited primarily to inquiries of company personnel and analytical procedures applied to financial data and thus provides less assurance than an audit. We have not performed an audit and accordingly, we do not express an audit opinion.
5. Based on our review conducted as above, nothing has come to our attention that causes us to believe that the accompanying Statement has not been prepared in all material respects in accordance with applicable Ind AS and other recognized accounting practices and policies and has not disclosed the information required to be disclosed in terms of Regulation 33 of the SEBI (Listing Obligations and Disclosure Requirements) Regulations, 2015 including the manner in which it is to be disclosed, or that it contains any material misstatement.

For **M JHUNJHUNWALA & ASSOCIATES**
Chartered Accountants
FRN: 328750E



Mohit Jhunjhunwala
Mohit Jhunjhunwala
Proprietor
Membership Number: - 300180
UDIN No: 23300180 B6 XTJT7420

Place: Kolkata
Dated: 14/11/2023

MANDYA FINANCE COMPANY LIMITED**CIN : L51909WB1981PLC034018**

Regd. Office: 7, Chittaranjan Avenue, 3rd Floor, P.S. Bowbazar, Kolkata - 700072

Tel No. (033) 40306000; Fax : (033) 2225 2471;

E-mail : secretarial@salarpuriagroup.com; Web : www.salarpuriagroup.com

**Extract of Statement Unaudited Financial Result
For the Quarter/ Half Year ended 30th Sept 2023**

(Rs. In lakhs except EPS)

Particulars	Quarter Ended 30.09.2023	Half Year Ended 30.09.2023	Corresponding 3 Months ended in the Previous year 30.09.2022	Year Ended 31.03.2023
	Unaudited	Unaudited	Unaudited	Audited
Total Income from Operations	16.87	51.49	13.91	43.97
Net Profit /(Loss) for the period before tax	11.43	(9.07)	14.21	24.73
Net Profit / (Loss) for the period after tax	9.08	(10.19)	8.07	17.81
Total Comprehensive Income for the period	9.08	6.85	11.67	2227.04
Equity Share Capital	192.00	192.00	192.00	192.00
Earnings per Share (of Rs.10/- each) Basic & Diluted	0.47	(0.53)	0.42	0.93

Notes :

- The above is an extract of the detailed format of Quarterly unaudited financial results filed with the Stock Exchanges under Regulation 33 of the SEBI (Listing Obligations and Disclosure Requirements) Regulations, 2015. The full format of the Quarterly unaudited financial results are available at the websites of the Company and the Stock Exchanges respectively at www.salarpuriagroup.com, www.cse-india.com

For Mandya Finance company limited

Aditya Sadani


Aditya Sadani

Director

Din No. : 09023418

Place : Kolkata

Date : 14/11/2023



MANDYA FINANCE COMPANY LIMITED

CIN - L51909WB1981PLC034018


Regd. Office: 7, Chittaranjan Avenue, 3rd Floor, P.S. Bowbazar, Kolkata - 700072

Tel No. (033) 40306000; Fax : (033) 2225 2471;

E-mail : secretarial@salarpuriagroup.com ; Web : www.salarpuriagroup.com

Statement of Unaudited Financial Results for the Quarter/Half Year ended 30th Sept.2023

PART I							
Sl.	Particulars				Year to Date		Year Ended
		3 Months ended 30.09.2023	Preceding 3 Months ended 30.06.2023	Corresponding 3 Months ended in the Previous year 30.09.2022	01.04.2023 to 30.09.2023	01.04.2022 to 30.09.2022	01.04.2022 to 31.03.2023
		Unaudited	Unaudited	Unaudited	Unaudited	Unaudited	Audited
1)	Income						
	a) Revenue from Operations						
	Interest Income	9.10	1.78	2.97	10.88	7.04	15.62
	Dividend Income	-	0.30	0.11	0.30	0.86	1.53
	Sale of Products(Shares & Mutual Funds)	-	25.40	-	25.40	-	-
	Net Gain (Loss) on Fair Value Changes	(5.27)	5.87	9.73	0.60	18.00	22.35
	Total Revenue From Operations	3.83	33.35	12.81	37.18	25.90	39.50
	b) Other income	13.04	1.27	1.10	14.31	1.10	4.47
	Total Income from operations (net)	16.87	34.62	13.91	51.49	27.00	43.97
2)	Expenses						
	a) Finance costs	-	-	-	-	-	-
	b) Purchases of stock-in-trade	-	-	-	-	-	-
	c) Changes in inventories of stock-in-trade	-	24.81	(3.36)	24.81	5.64	3.45
	d) Employee benefits expense	2.54	1.15	1.60	3.69	3.19	6.73
	e) Fair valuation loss on sale of Investments	-	24.30	-	24.30	-	-
	f) Depreciation and amortisation expense	0.01	0.01	-	0.02	0.02	0.05
	g) Other expenses	2.89	4.85	1.46	7.74	3.57	9.02
	Total expenses	5.44	55.12	(0.30)	60.56	12.42	19.24
3)	Profit / (Loss) before Tax	11.43	(20.50)	14.21	(9.07)	14.58	24.73
4)	Tax expenses.	2.35	(1.23)	6.14	1.12	5.14	6.92
5)	Profit / (Loss) after Tax	9.08	(19.27)	8.07	(10.19)	9.44	17.81
6)	Other Comprehensive Income, Net of income tax						
	A. Items that will not be reclassified to profit or loss (net of tax)	-	10.00	3.60	10.00	(0.01)	2209.23
	B. Items that will be reclassified to profit or loss (net of tax)	-	7.04	-	7.04	-	-
	Total other comprehensive income, net of income tax	-	17.04	3.60	17.04	(0.01)	2,209.23
7)	Total comprehensive Income for the period	9.08	(2.23)	11.67	6.85	9.43	2227.04
8)	Paid-up equity share capital (Face Value of Rs.10/- each)	192.00	192.00	192.00	192.00	192.00	192.00
9)	Earnings per share (of Rs.10/-each)(not annualised):						
	(a) Basic	0.47	(1.00)	0.42	(0.53)	0.49	0.93
	(b) Diluted						



MANDYA FINANCE COMPANY LIMITED

CIN - L51909WB1981PLC034018

Regd. Office: 7, Chittaranjan Avenue, 3rd Floor, P.S. Bowbazar, Kolkata - 700072

Tel No. (033) 40306000; Fax : (033) 2225 2471;

E-mail : secretarial@salarpuriagroup.com ; Web : www. salarpuriagroup.com

STATEMENT OF ASSETS & LIABILITIES

PARTICULARS	As at 30th September, 2023	As at 31st March, 2023
	(Unaudited)	(Audited)
ASSETS		
(1) Financial Assets		
(a) Cash and cash equivalents	0.62	7.94
(b) Loans	832.72	23.99
(c) Investments	20,733.54	21,511.79
(d) Inventories (Financial Instruments)	27.40	52.20
(e) Other Financial Assets	4.82	5.51
(2) Non-financial Assets		
(a) Current Tax Assets (Net)	9.49	7.52
(b) Property, Plant and Equipment	0.01	0.27
(c) Other non-financial assets	1.40	11.42
Total Assets	21,609.99	21,620.64
LIABILITIES AND EQUITY		
(A) LIABILITIES		
(1) Financial Liabilities		
(a) Other financial liabilities	1.27	1.27
(2) Non-Financial Liabilities		
(a) Provisions	2.08	0.07
(b) Deferred Tax Liabilities (net)	4,281.25	4,285.19
(c) Other non-financial liabilities	0.10	0.04
(B) EQUITY		
(a) Equity Share capital	192.00	192.00
(b) Other Equity	17,133.29	17,142.07
Total Liabilities and Equity	21,609.99	21,620.64

Notes:

- 1 These financial results have been prepared in accordance with the recognition and measurement principles of Indian Accounting Standards ("Ind AS") prescribed under Section 133 of the Companies Act, 2013 read with relevant Rules issued thereunder and the other accounting principles generally accepted in India
- 2 The above Financial Result have been reviewed by the Audit Committee and approved by Board of Directors at its meeting held on 14.11.2023
- 3 Figures for the quarter ended September 30, 2023 are the balancing figures between unaudited figures in respect of half year ended September 30, 2023 and published figures up to the first quarter of the relevant financial year.
- 4 The Board has not recommended any Dividend for the quarter and half year ended September 30, 2023.
- 5 The figures for the corresponding periods have been regrouped, rearranged and reclassified wherever necessary.
- 6 As prescribed by Ind AS -108 Operating Segments is not applicable to the Company.

Date: 14/11/2023
Place: Kolkata

For Mandya Finance Company Limited

Aditya Sadani


Aditya Sadani
Director
Din No. : 00058357

MANDYA FINANCE COMPANY LIMITED

CIN - L51909WB1981PLC034018

Statement of Cash Flows for the period ended September 30, 2023

Particulars	For the period ended September 30, 2023	For the period ended September 30, 2022
A. Cash Flow from operating activities		
Profit/ (loss) before tax	(9.07)	14.58
<u>Adjustments for:</u>		
Depreciation	0.02	0.02
Dividend income	(0.30)	0.86
(Profit)/ Loss on Sale of Investments	0.98	0.94
Profit on Sale of Fixed Assets	(1.27)	-
Income on Fair Valuation of Financial Instruments	(0.60)	(18.00)
Fair Valuation of Inventories	-	5.64
Prepaid Expenses	-	-
Contingent Provision against Standard Asset	2.01	0.08
Operating Profit before Working Capital changes	(8.23)	0.36
<u>Adjustments for:</u>		
(Increase)/decrease in Inventories	24.81	-
(Increase)/decrease in Loans	(808.74)	31.18
(Increase)/decrease in Other Non Financial Assets	10.03	2.02
Increase/(decrease) in Other Financial Liabilities	0.01	-
Increase/(decrease) in Other Non Financial Liabilities	0.06	(0.04)
Increase/(decrease) in Other Financial Assets	0.69	2.75
Cash generated/ (used) from Operations	(781.37)	36.27
Income Tax paid	(5.62)	1.20
Net Cash Flows used in Operating Activities (A)	(786.99)	37.47
B. Cash flow from investing activities		
Dividend Income	0.30	0.86
Purchase of investments	(900.00)	(94.68)
Sale of investments	1,677.87	52.67
Sale of Fixed Assets	1.50	-
Net Cash used in Investing Activities (B)	779.67	(41.15)
C. Cash flow from financing activities		
Increase/(Decrease) in Long term Borrowings	-	-
Proceeds from issue of Equity Share Capital	-	-
Net Cash from Financing Activities (C)	-	-
Net Increase/(decrease) in Cash and Cash Equivalents (A+B+C)	(7.32)	(3.68)
Cash and Cash Equivalents at the beginning of the year	7.94	4.19
Cash and Cash Equivalents at the end of the year	0.62	0.51
	7.32	3.68
Cash and Cash Equivalents include the following Balance Sheet amounts		
Cash on hand	0.05	0.09
Balances with Banks in Current Accounts	0.57	0.42
	0.62	0.51



9