


AUV24V

UVC Coil Cleaner

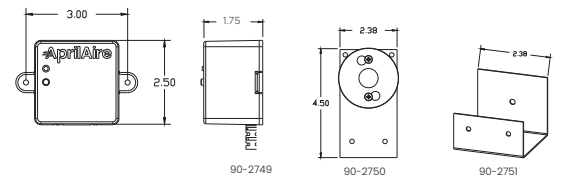
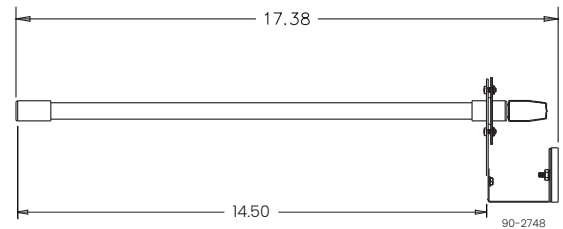
Project: _____
 Architect: _____
 Contractor: _____
 Suppliers: _____

Dealer: _____
 Engineer: _____
 Location: _____
 Date: _____



SPECIFICATIONS

Dimensions Lamp Assembly: Dia x L Ballast Assembly: H x D x L	Lamp: .5" x 17.38" Ballast: 2.5" x 1.75" x 2.8"
Shipping Weight : unit /case of 12	2.35 lbs (1.06 kg)/ 30lbs (13.6)
Voltage	24 VAC
Power	17 Watts
Lamps included	1
Cord between ballast and lamp	4 ft (1.22 m)
Optional 40VA Plug-In Transformer (Part # 8029)	40VA Plug-In Transformer Input - 120 VAC +/- 10%, 60Hz 0.45 Amp Output - 24 VAC +/- 20% 40VA Max Load Efficiency Level - IV
Internal Duct Installation	2 parts bracket with magnetic holder
On-duct installation	Duct mounting plate
Visual status on the ballast	Solid LED - Normal Operation Single Flashing LED - Change Lamp Flashing LED - Error <small>Refer to Operation Instructions for Error Codes</small>
Reset button on ballast	At lamp change, reset the counter to 8760 hrs
UV Wavelength in Nanometers (nm)	254nm (UVC)
UV Lamp/ Configuration	T5 -4 Pins
Nominal UV Lamp Length	16 inches (40 cm)
Lamp Change Out Time	8,760 Hours or 1 Year <small>(continuous use)</small>
Lamp Warranty	1 year
Ballast warranty	5 years
Lamp part number	AUVRPB - Replacement Lamp



The submittal is intended to show general, overall product dimensions and provide guidance for installation clearance. Drawings are not to scale.

Ensure submittals are current. Research Products reserves the rights to make product change without notifications or obligations.

